

AETHER - MODEL: KDA21

2-inch Narrow Recessed Downlight

WAC ARCHITECTURAL

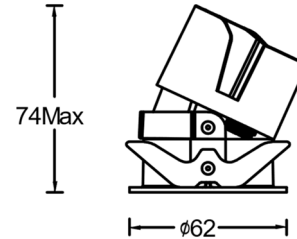
Project Name:

Type:

Product Image



Line Drawing



Product Description

AETHER Series LED Narrow Side Recessed Angled Downlight is perfectly integrated with the ceiling after installation. Good anti-glare performance and color consistency control, with a comfortable light effect, mainly for hotels, clubs and other indoor places.

Product Features

- **Body Material:** Aluminum Alloy Die-Cast Lamp Body
- **Optical System:** Lens + Anti-glare reflector
- **Finish:** Electrostatic Powder Coating
- **Adjustable Angle:** Horizontal 0°-355°, Vertical 0°~25
- **Accessories:** See the attached table.
- **Certification:** CCC
- **IP Rating:** IP20
- **Insulation Level:** CLASS II
- **Operating Temperature:** -20°C~40°C

Product Specifications

- **Opening Size:** Ø55mm
- **Ceiling Thickness:** 5mm~15mm
- **Shading Angle:** 35°
- **LED Type:** COB
- **Source Lm:** 2700K: 4W 540lm; 7W 758lm;
3000K: 4W 557lm; 7W 780lm;
3500K: 4W 578lm; 7W 810lm;
4000K: 4W 589lm; 7W 825lm;
5000K: 4W 594lm; 7W 832lm;
- **LED Lifetime:** >36000h-L70 /B10-Ta25°C(LM-80/TM-21)
- **CCT/CRI:** 2700K/ 3000K/3500K/ 4000K/5000K, CRI≥90
- **SDCM:** 220V AC / 50Hz
- **Dimming Control:** Non-dimmable / 0-10V (must do match test with project site system in advance)
- **Net Weight:** Approx. 0.11Kg, excluding packaging

Order Model

Model	Size	Trim	LED	Driver	Beam	CCT	Reflector	Finish
KDA Downlight A series	2	1 Round Trim	LM04 COB 4W	E On-Off	1 15°	27 2700K	B Black	WT White BK Black
			LM07 COB 7W	D 0-10V Dimming	2 24°	30 3000K	S Specular	
			LM07 COB 7W	N No Driver	3 36°	35 3500K		
					5 50°	40 4000K		
					50 5000K			

Example: KDA21-LM07E-130SWT

Note: 15° and 24° are shipped with honeycomb by default, other angles without honeycomb.

WAC Lighting
www.waclighting.com (US)
www.waclighting.net (International)

Headquarters
44 Harbor Park Drive • Port Washington, NY
Phone (516) 515.5000 • Fax (516) 515.5050

WAC GROUP
TECHNOLOGY ILLUMINATED

AETHER - MODEL: KDA31

3-inch Narrow Recessed Downlight

WAC ARCHITECTURAL

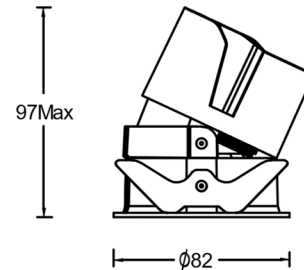
Project Name:

Type:

Product Image



Line Drawing



Product Description

AETHER Series LED Narrow Side Recessed Angled Downlight is perfectly integrated with the ceiling after installation. Good anti-glare performance and color consistency control, with a comfortable light effect, mainly for hotels, clubs and other indoor places.

Product Features

- **Body Material:** Aluminum Alloy Die-Cast Lamp Body
- **Optical System:** Lens + Anti-glare reflector
- **Finish:** Electrostatic Powder Coating
- **Adjustable Angle:** Horizontal 0°-355°, Vertical 0°~25°
- **Accessories:** See the attached table.
- **Certification:** CCC
- **IP Rating:** IP20
- **Insulation Level:** CLASS II
- **Operating Temperature:** -20°C~40°C

Product Specifications

- **Opening Size:** Ø75mm
- **Ceiling Thickness:** 5mm~15mm
- **Shading Angle:** 35°
- **LED Type:** COB
- **Source Lm:** 2700K: 7W 758lm; 10W 1080lm; 13W 1404lm
3000K: 7W 800lm; 10W 1150lm; 13W 1495lm
3500K: 7W 835lm; 10W 1195lm; 13W 1554lm
4000K: 7W 850lm; 10W 1210lm; 13W 1573lm
5000K: 7W 860lm; 10W 1220lm; 13W 1586lm
- **LED Lifetime:** >36000h-L70 /B10-Ta25°C(LM-80/TM-21)
- **CCT/CRI:** 2700K/ 3000K/3500K/ 4000K/5000K, CRI≥90
- **SDCM:** 220V AC / 50Hz
- **Dimming Control:** Non-dimmable / 0-10V (must do match test with project site system in advance)
- **Net Weight:** Approx. 0.24Kg, excluding packaging

Order Model

Model	Size	Trim	LED	Driver	Beam	CCT	Reflector	Finish
KDA Downlight A series	3	1 Round Trim	LM07 COB 7W	E On-Off	1 15°	27 2700K	B Black	WT
			LM10 COB 10W	D 0-10V	2 24°	30 3000K	W White	White
			LM13 COB 13W	Dimming	3 36°	35 3500K	S Specular	BK
			LM13 COB 13W	N No Driver	5 50°	40 4000K 50 5000K	T Black Step H White Step	Black

Example: KDA31-LM07E-130SWT

Note: 15° and 24° are shipped with honeycomb by default, other angles without honeycomb.

WAC Lighting
www.waclighting.com (US)
www.waclighting.net (International)

Headquarters
44 Harbor Park Drive • Port Washington, NY
Phone (516) 515.5000 • Fax (516) 515.5050

WAC GROUP
TECHNOLOGY ILLUMINATED

WAC Lighting reserves the right to periodically design and update products. 2025-08-12

AETHER - MODEL: KDA41

4-inch Narrow Recessed Downlight

WAC ARCHITECTURAL

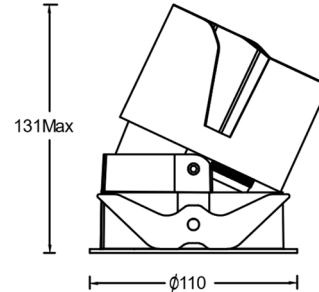
Project Name:

Type:

Product Image



Line Drawing



Product Description

AETHER Series LED Narrow Side Recessed Angled Downlight is perfectly integrated with the ceiling after installation. Good anti-glare performance and color consistency control, with a comfortable light effect, mainly for hotels, clubs and other indoor places.

Product Features

- **Body Material:** Aluminum Alloy Die-Cast Lamp Body
- **Optical System:** Lens + Anti-glare reflector
- **Finish:** Electrostatic Powder Coating
- **Adjustable Angle:** Horizontal 0°-355°, Vertical 0°~25°
- **Accessories:** See the attached table.
- **Certification:** CCC
- **IP Rating:** IP20
- **Insulation Level:** CLASS II
- **Operating Temperature:** -20°C~40°C

Product Specifications

- **Opening Size:** Ø100mm
- **Ceiling Thickness:** 5mm~25mm
- **Shading Angle:** 35°
- **LED Type:** COB
- **Source Lm:** 2700K:18W 1860lm; 25W 2460lm
3000K:18W 1975lm; 25W 2610lm
3500K: 18W 2070lm; 25W 2710lm
4000K: 18W 2155lm; 25W 2790lm
5000K: 18W 2220lm; 25W 2870lm
- **LED Lifetime:** >36000h-L70 /B10-Ta25°C(LM-80/TM-21)
- **CCT/CRI:** 2700K/ 3000K/3500K/ 4000K/5000K, CRI≥90
- **SDCM:** 220V AC / 50Hz
- **Dimming Control:** Non-dimmable / 0-10V (must do match test with project site system in advance)
- **Net Weight:** Approx. 0.24Kg, excluding packaging

Order Model

Model	Size	Trim	LED	Driver	Beam	CCT	Reflector	Finish
KDA Downlight A series	4	1 Round Trim	LM18 COB 18W	E On-Off	1 15°	27 2700K	B Black	WT
			LM25 COB 25W	D 0-10V Dimming	2 24°	30 3000K	S Specular	White
			LM25 COB 25W	N No Driver	3 36°	35 3500K	BK Black	
					5 50°	40 4000K 50 5000K		

Example: KDA41-LM18E-130SWT

Note:

WAC Lighting
www.waclighting.com (US)
www.waclighting.net (International)

Headquarters
44 Harbor Park Drive • Port Washington, NY
Phone (516) 515.5000 • Fax (516) 515.5050

WAC GROUP
TECHNOLOGY ILLUMINATED

AETHER - MODEL: KDA51

WAC ARCHITECTURAL

5-inch Narrow Recessed Downlight

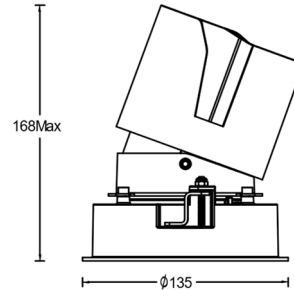
Project Name:

Type:

Product Image



Line Drawing



Product Description

AETHER Series LED Narrow Side Recessed Angled Downlight is perfectly integrated with the ceiling after installation. Good anti-glare performance and color consistency control, with a comfortable light effect, mainly for hotels, clubs and other indoor places.

Product Features

- **Body Material:** Aluminum Alloy Die-Cast Lamp Body
- **Optical System:** Lens + Anti-glare reflector
- **Finish:** Electrostatic Powder Coating
- **Adjustable Angle:** Horizontal 0°-355°, Vertical 0°~25°
- **Accessories:** See the attached table.
- **Certification:** CCC
- **IP Rating:** IP20
- **Insulation Level:** CLASS II
- **Operating Temperature:** -20°C~40°C

Product Specifications

- **Opening Size:** Ø125mm
- **Ceiling Thickness:** 1mm~25mm
- **Shading Angle:** 40°
- **LED Type:** COB
- **Source Lm:** 2700K:25W 3320lm; 32W 4230lm
3000K:25W 3460lm; 32W 4320lm
3500K: 25W 3570lm; 32W 4420lm
4000K: 25W 3620lm; 32W 4480lm
5000K: 25W 3735lm; 32W 4640lm
- **LED Lifetime:** >36000h-L70 /B10-Ta25°C(LM-80/TM-21)
- **CCT/CRI:** 2700K/ 3000K/3500K/ 4000K/5000K, CRI≥90
- **SDCM:** 220V AC / 50Hz
- **Dimming Control:** Non-dimmable / 0-10V (must do match test with project site system in advance)
- **Net Weight:** Approx. 0.24Kg, excluding packaging

Order Model

Model	Size	Trim	LED	Driver	Beam	CCT	Reflector	Finish
KDA Downlight A series	5	1 Round Trim	LM25 COB 25W	E On-Off	1 15°	27 2700K	B Black	WT
			LM32 COB 32W	D 0-10V Dimming	2 24°	30 3000K	S Specular	White
			LM32 COB 32W	N No Driver	3 36°	35 3500K	BK Black	
					5 50°	40 4000K 50 5000K		

Example: KDA51-LM25E-130SWT

Note:

WAC Lighting
www.waclighting.com (US)
www.waclighting.net (International)

Headquarters
44 Harbor Park Drive • Port Washington, NY
Phone (516) 515.5000 • Fax (516) 515.5050

WAC GROUP
TECHNOLOGY ILLUMINATED

AETHER - MODEL: KDA61

WAC ARCHITECTURAL

6-inch Narrow Recessed Downlight

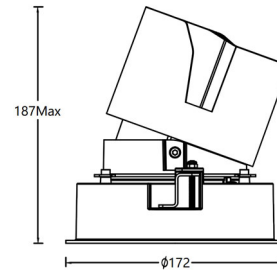
Project Name:

Type:

Product Image



Line Drawing



Product Description

AETHER Series LED Narrow Side Recessed Angled Downlight is perfectly integrated with the ceiling after installation. Good anti-glare performance and color consistency control, with a comfortable light effect, mainly for hotels, clubs and other indoor places.

Product Features

- **Body Material:** Aluminum Alloy Die-Cast Lamp Body
- **Optical System:** Lens + Anti-glare reflector
- **Finish:** Electrostatic Powder Coating
- **Adjustable Angle:** Horizontal 0°-355°, Vertical 0°~25°
- **Accessories:** See the attached table.
- **Certification:** CCC
- **IP Rating:** IP20
- **Insulation Level:** CLASS II
- **Operating Temperature:** -20°C~40°C

Product Specifications

- **Opening Size:** Ø160mm
- **Ceiling Thickness:** 1mm~25mm
- **Shading Angle:** 40°
- **LED Type:** COB
- **Source Lm:**
 - 2700K: 32W 3610lm; 43W 4250lm
 - 3000K: 32W 3830lm; 43W 4505lm
 - 3500K: 32W 4020lm; 43W 4730lm
 - 4000K: 32W 4180lm; 43W 4920lm
 - 5000K: 32W 4310lm; 43W 5065lm
- **LED Lifetime:** >36000h-L70 /B10-Ta25°C(LM-80/TM-21)
- **CCT/CRI:** 2700K/ 3000K/3500K/ 4000K/5000K, CRI≥90
- **SDCM:** 220V AC / 50Hz
- **Dimming Control:** Non-dimmable / 0-10V (must do match test with project site system in advance)
- **Net Weight:** Approx. 0.24Kg, excluding packaging

Order Model

Model	Size	Trim	LED	Driver	Beam	CCT	Reflector	Finish
KDA Downlight A series	6	1 Round Trim	LM32 COB 32W	E On-Off	1 15°	27 2700K	B Black	WT
			LM43 COB 43W	D 0-10V Dimming	2 24°	30 3000K	S Specular	White
			LM43 COB 43W	N No Driver	3 36°	35 3500K	BK Black	
					5 50°	40 4000K 50 5000K		

Example: KDA61-LM32E-130SWT

Note:

WAC Lighting
www.waclighting.com (US)
www.waclighting.net (International)

Headquarters
44 Harbor Park Drive • Port Washington, NY
Phone (516) 515.5000 • Fax (516) 515.5050

WAC GROUP
TECHNOLOGY ILLUMINATED