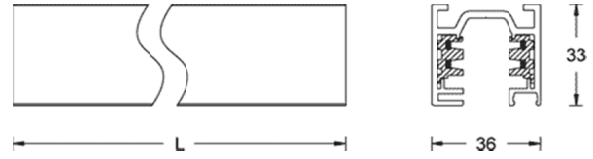


3-Circuit Track System

Surface Mounted Tracks



Product Description

The three-loop track series is used in conjunction with the three-loop track lamps, It is composed of high-purity aluminum extruded material, with the characteristics of superior performance and durability, the circuit selector in the circuit accessories can be selected quickly and easily. The operating voltage is rated at 220V, the three circuits share a neutral line, and the maximum total load current can reach 16A. With a wide range of accessories and functions, it is suitable for the installation of various types of ceilings.

Electrical properties

- The WAC surface-mount three-loop rail system for architectural lighting is rated at 220V.
- The WAC surface-mount three-loop rail system for architectural lighting consists of three separate circuits with a maximum total current of 16amps.
- The WAC surface-mount three-loop rail system for architectural lighting uses robust copper alloy busbars with a rectangular cross-section of 7 mm².
- The WAC surface-mount three-loop rail system for architectural lighting has the ability to generate incoming power through connections and intake heads (in addition to the power supply connector).

Mechanical properties

- The WAC surface-mount three-loop rail system for architectural lighting is an aluminum extruded construction.
- The WAC surface-mount three-loop track system for architectural lighting is 36mm wide and 33mm high.
- WAC Surface Mount Triple Rail System for Architectural Lighting Surface Electrostatic Powder Coating, available in black, white and platinum gold.

Accessories

1. The WAC surface mount three-loop track system for architectural lighting has X, L, T standard joints to connect the tracks at 90° and straight lines. Type I can connect two tracks in a horizontal plane.
2. The WAC surface-mount three-loop track system for architectural lighting has bendable joints that connect the tracks horizontally and vertically at angles from 0° to 90°.
3. The WAC surface-mount three-loop track system for architectural lighting has a tail cap to cover the end of the track.


Luminaire interface

1. The luminaire can be mounted on the track or moved along the track.
2. Safety interlock: Locks the luminaire when it is installed and moved.
3. The distribution of two poles ensures the safety of the whole rail system.
4. Maximum weight of the lamp.

Maximum weight of the lamp	Minimum spacing between booms/screws/lifting rings
30kgs	310mm
20kgs	500mm
10kgs	1000mm

3-Circuit Track System

Surface Mounted Tracks

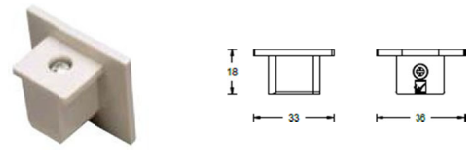


AWT

Model	Finish			Weight	Length(mm)
	BK	PT	WT		
AWT1M	.	.	.	1.10kg	1000mm
AWT2M	.	.	.	2.20kg	2000mm
AWT3M	.	.	.	3.30kg	3000mm

Example: AWT1M-WTC

Surface mounted aluminium rails, aluminium extrusion construction, rails with three individually controllable circuits, rated total current of 16A max, always grounded.

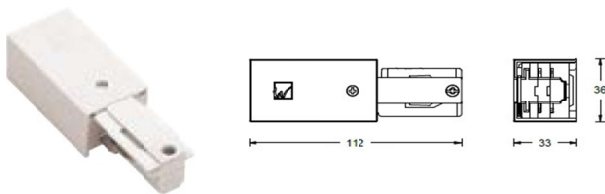


AWEC

Model	Finish			Weight
	BK	PT	WT	
AWEC	.	.	.	0.01kg

Example: AWEC-WTC

It is used to cover the end of a set of tracks.

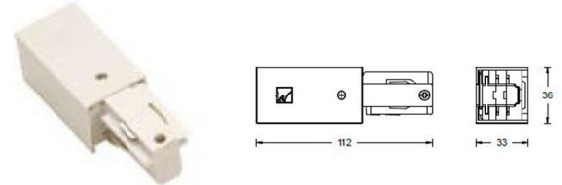


AWEDL

Model	Finish			Weight
	BK	PT	WT	
AWEDL	.	.	.	0.09kg
AWEDL-DA	.	.	.	0.09kg

Example: AWEDL-WTC

End inlet connector (left side of ground wire). To start a set of tracks.

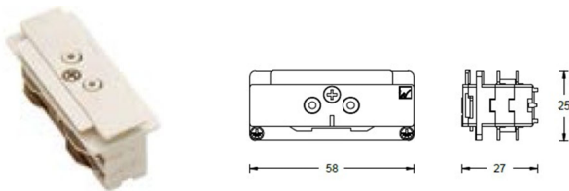


AWEDR

Model	Finish			Weight
	BK	PT	WT	
AWEDR	.	.	.	0.09kg
AWEDR-DA	.	.	.	0.09kg

Example: AWEDR-WTC

End inlet connector (right side of ground wire). To start a set of tracks.




AWPC

Model	Finish			Weight
	BK	PT	WT	
AWPC	.	.	.	0.03kg

Example: AWPC-WTC

Linear coupling, linear joint, is used to connect two sections of track and make the current flow between the tracks, and connect two sections of track in a tail-to-tail mode.



AWMP


Model	Finish			Weight
	BK	PT	WT	
AWMP	.	.	.	0.1kg

Example: AWMP-BKC

Ceiling tray, three-circuit lamps can be directly connected to the ceiling tray, to replace the role of three-circuit track. Built-in two-core electrodes, the lamp needs to be adjusted to "loop L1" before it can be energized; The maximum lifting weight is 4kg.

3-Circuit Track System

Surface Mounted Tracks

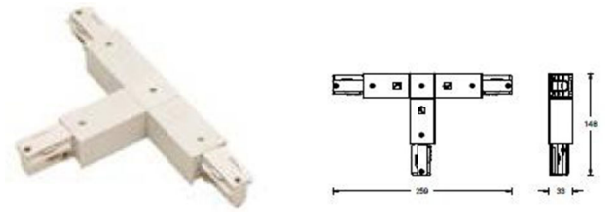


AWLLC

Model	Finish			Weight
	BK	PT	WT	
AWLLC	.	.	.	0.24kg
AWLLC-DA	.	.	.	0.24kg

Example: AWLLC-WTC

The L-connector (to the left of the ground wire) connects the two tracks at an angle of 90° to the left and energizes them.




AWLTC

Model	Finish			Weight
	BK	PT	WT	
AWLTC	.	.	.	0.35kg
AWLTC-DA	.	.	.	0.35kg

Example: AWLTC-WTC

The T-connector (to the left of the ground wire) connects the three tracks at a 90° angle and can be energized.

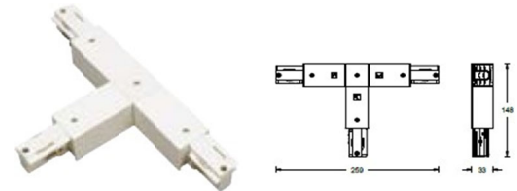


AWRLC

Model	Finish			Weight
	BK	PT	WT	
AWRLC	.	.	.	0.24kg
AWRLC-DA	.	.	.	0.24kg

Example: AWRLC-WTC

The L-connector (right side of the ground wire) connects the two tracks at an angle of 90° to the right and can be energized.

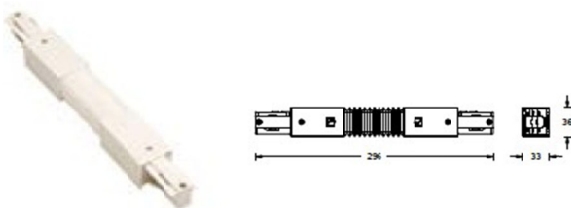


AWRTC

Model	Finish			Weight
	BK	PT	WT	
AWRTC	.	.	.	0.35kg
AWRTC-DA	.	.	.	0.35kg

Example: AWRTC-WTC

The T-connector (on the right side of the ground wire) connects the three tracks at a 90° angle and can be energized.

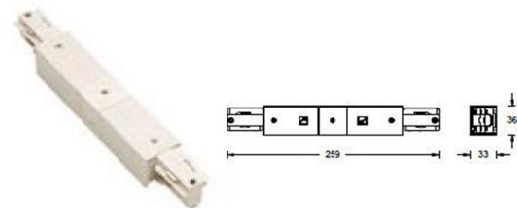


AWFC

Model	Finish			Weight
	BK	PT	WT	
AWFC	.	.	.	0.24kg
AWFC-DA	.	.	.	0.24kg

Example: AWFC-WTC

Bendable connectors, connecting two sections of track at an angle of 60°-180°, can be used as wall-to-wall, wall-to-ceiling and ceiling-to-ceiling transitions can be electrified.



AWIC

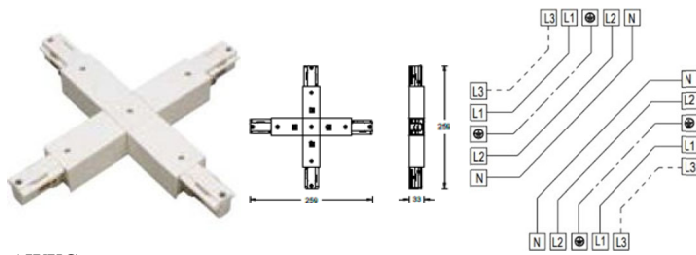
Model	Finish			Weight
	BK	PT	WT	
AWIC	.	.	.	0.24kg
AWIC-DA	.	.	.	0.24kg

Example: AWIC-WTC

Linear connector: Linear joint, used to connect two sections of tracks, and make the current between the tracks flow, and connect the two sections of tracks in a tail-to-tail mode.

3 Circuit Track System

Surface Mounted Tracks

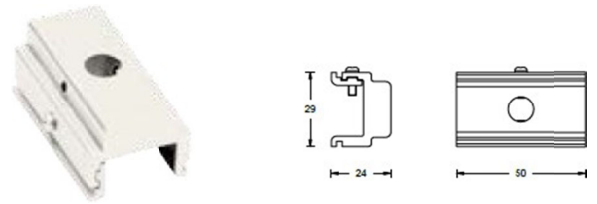


AWXC

Model	Finish			Weight
	BK	PT	WT	
AWXC	.	.	.	0.45kg
AWXC-DA	.	.	.	0.45kg

Example: AWXC-WTC

The cross-type connector connects the 4 tracks in a cross-shaped shape, and the two can be energized.




AWMT

Model	Finish			Weight
	BK	PT	WT	
AWMT	.	.	.	0.05kg

Example: AWMT-WTC

Rigging fitting, non-energized, for use with WMT-X, WMT-XS, WMT-TB, WMST-X, WMST-XS and WMST-TB.



AWMT-RT

Model	Finish			Weight
	PT			
AWMT-RT	.			0.04kg

Example: AWMT-RTPTC

Rigging joint, non-energized, with WMT-X, WMT-XS, WMT-TB, WMST-XS and WMST-TB.

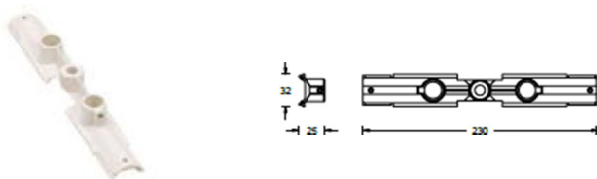


AWMXI

Model	Finish			Weight
	BK	PT	WT	
AWMXI	.	.	.	0.02kg

Example: AWMXI-WTC

Used to connect two sections of extension rods to form a longer suspension system.



AWMIC

Model	Finish			Weight
	BK	PT	WT	
AWMIC	.	.	.	0.09kg

Example: AWMIC-WTC

Pendant type I fitting for pendant mounting.



AWMLC

Model	Finish			Weight
	BK	PT	WT	
AWMLC	.	.	.	0.09kg

Example: AWMLC-WTC

Pendant L-joints for pendant mounting.

3-Circuit Track System

Surface Mounted Tracks



AWMTC

Model	Finish			Weight
	BK	PT	WT	
AWMTC	.	.	.	0.12kg

Example: AWMTC-WTC

Pendant T-joints for pendant mounting.

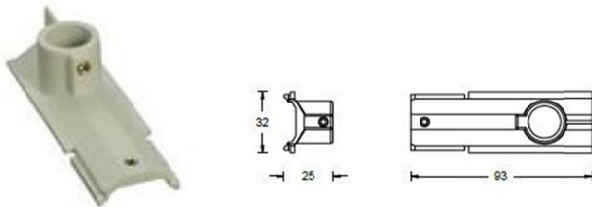


AWMXC

Model	Finish			Weight
	BK	PT	WT	
AWMXC	.	.	.	0.15kg

Example: AWMXC-WTC

Pendant cross-type joints for pendant mounting.

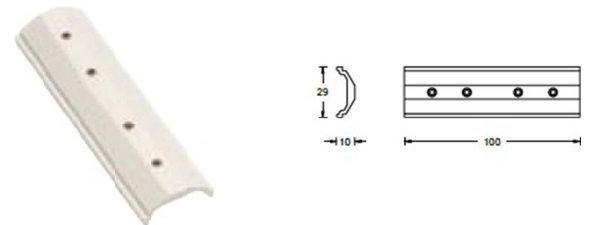


AWMED

Model	Finish			Weight
	BK	PT	WT	
AWMED	.	.	.	0.03kg

Example: AWMED-WTC

The end feed hanging head is used with the rail power adapter to achieve hanging installation.

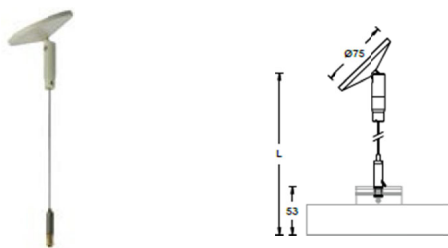


AWMPC

Model	Finish			Weight
	BK	PT	WT	
AWMPC	.	.	.	0.03kg

Example: AWMPC-WTC

The rails are attached in a straight shape and can be used in conjunction with the I-joint stiffener for pendant mounting.

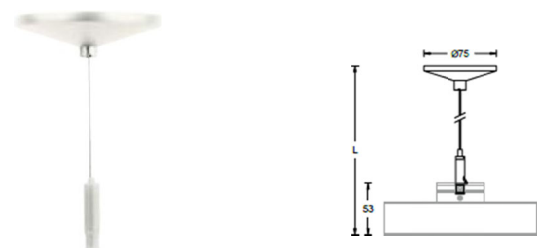


AWMST-XS

Model	Finish			Weight	Length(mm)
	BK	PT	WT		
AWMST-XS48	.	.	.	0.45kg	1313mm
AWMST-XS96	.	.	.	0.45kg	2493mm

Example: AWMST-XS48-WTC

The sloping ceiling steel rope is hung to extend the distance from the ceiling to the track, and the length can be adjusted within a certain range.



AWMST-X

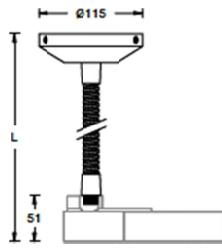
Model	Finish			Weight	Length(mm)
	BK	PT	WT		
AWMST-X48	.	.	.	0.12kg	1286mm
AWMST-X96	.	.	.	0.13kg	2466mm

Example: AWMST-X48-WTC

Ceiling wire ropes are hung to extend the distance from the ceiling to the track at an adjustable length.

3-Circuit Track System

Surface Mounted Tracks

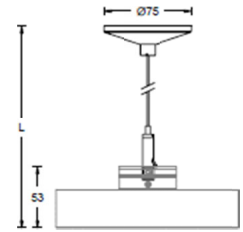


AWMFP

Model	Finish			Weight	Length(mm)
	BK	PT	WT		
AWMFP-48	.	.	.	0.80kg	1213mm
AWMFP-96	.	.	.	1.80kg	3653mm

Example: AWMFP-48-WTC

The hose can be connected to the inlet connector or any of the connections/inlet heads, and it is recommended to use it with a steel rope hanging, and can be cut as needed.

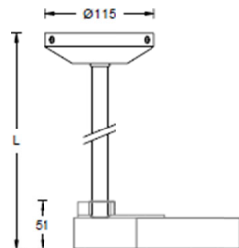


AWMST-TB

Model	Finish			Weight	Length(mm)
	BK	PT	WT		
AWMST-TB48	.	.	.	0.07kg	1286mm
AWMST-TB96	.	.	.	0.08kg	2466mm

Example: AWMST-TB48-WTC

The light steel frame ceiling rope hanger contains T-shaped shrapnel to extend the distance from the ceiling to the track, which can be cut as needed.

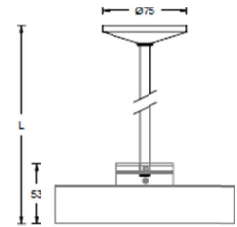


AWMSP

Model	Finish			Weight	Length(mm)
	BK	PT	WT		
AWMSP-6	.	.	.	0.37kg	152mm
AWMSP-12	.	.	.	0.47kg	304mm
AWMSP-24	.	.	.	0.66kg	609mm
AWMSP-36	.	.	.	0.87kg	914mm
AWMSP-48	.	.	.	1.07kg	1219mm
AWMSP-96	.	.	.	1.89kg	2438mm

Example: AWMSP-6WTC

The steel pipe is electrified, and can be connected to the inlet connector or any of the connection/inlet connectors, and can be cut as needed.



AWMT-X

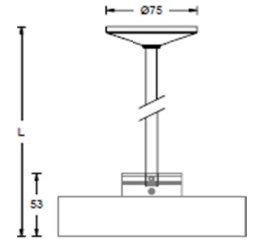
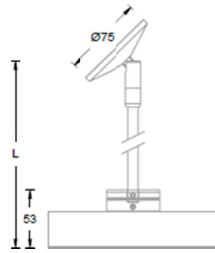
Model	Finish			Weight	Length(mm)
	BK	PT	WT		
AWMT-X6	.	.	.	0.10kg	152mm
AWMT-X12	.	.	.	0.13kg	304mm
AWMT-X24	.	.	.	0.18kg	609mm
AWMT-X36	.	.	.	0.24kg	914mm
AWMT-X48	.	.	.	0.30kg	1219mm
AWMT-X96	.	.	.	0.52kg	2438mm

Example: AWMT-X6WTC

Ceiling steel tubes are hung to extend the distance from the ceiling to the rails, which can be cut as needed.

3-Circuit Track System

Surface Mounted Tracks



AWMT-XS

Model	Finish			Weight	Length(mm)
	BK	PT	WT		
AWMT-XS6	.	.	.	0.13kg	135mm
AWMT-XS12	.	.	.	0.16kg	287mm
AWMT-XS24	.	.	.	0.22kg	592mm
AWMT-XS36	.	.	.	0.29kg	897mm
AWMT-XS48	.	.	.	0.35kg	1202mm
AWMT-XS96	.	.	.	0.60kg	2421mm

Example: AWMT-XS6WTC

Pitched ceiling steel tubes are hung to extend the distance from the ceiling to the rails, which can be cut as needed.

AWMT-TB

Model	Finish			Weight	Length(mm)
	BK	PT	WT		
AWMT-TB6	.	.	.	0.05kg	152mm
AWMT-TB12	.	.	.	0.08kg	304mm
AWMT-TB24	.	.	.	0.15kg	609mm
AWMT-TB36	.	.	.	0.21kg	914mm
AWMT-TB48	.	.	.	0.28kg	1219mm
AWMT-TB96	.	.	.	0.54kg	2438mm

Example: AWMT-TB6WTC

Light steel frame ceiling steel rope hangings contain T-shaped shrapnel to extend the distance from the ceiling to the rails, which can be cut as needed.