

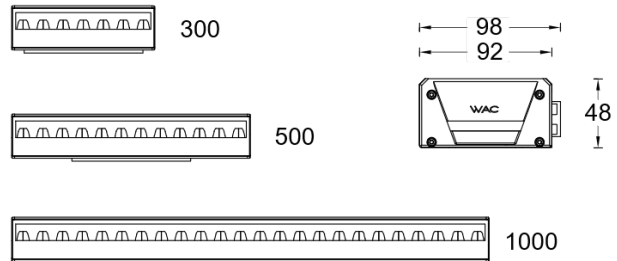
Project Name:

Type:

Product Image



Line Drawing



Product Description

SLANA LINEAR wall mounted wash ceiling light offers a more decorative feature in architectural lighting. Wall-mounted, compact design. The luminaire is equipped with two optical distribution systems, combined with an angled structural design. Excellent optical performance and flexible installation can bring a perfect light environment experience to people. Suitable for public hallways and ceiling lighting.

Product Features

- **Body Material:** Aluminum Extruded Body, Aluminum Die-Cast End Cap
- **Optical System:** Reflector
- **Finish:** Electrostatic Powder Coating
- **Projection Angle:** Vertical $\pm 15^\circ$ adjustment
- **Accessory / Bracket:** /
- **Certification:** CCC
- **IP Rating:** IP65
- **Insulation Class:** Class I
- **Operating Temperature:** $-20^\circ\text{C} \sim 50^\circ\text{C}$

Product Specifications

- **LED Type:** SMD
- **Power:** 48W (Max) /1000mm
- **Source Lm:** 2700K 4800lm /3000K 5040lm /4000K 5280lm
- **LED Lifetime:** $>50000\text{h-L70} / \text{B10-Ta}25^\circ\text{C}(\text{LM-80/TM-21})$
- **CCT/CRI:** 2700K / 3000K / 3500K / 4000K / 5000K, Ra90
- **SDCM:** 3 SDCM
- **Input:** 220V AC
- **Dimming:** ON-OFF or 0-10V dimming control
- **Net Weight:** Approx. 3.3 Kg/M, excluding packaging

Order Model

Model	Length (mm)	Power (W)	LEDs (quantity)	Max Lumens(lm)	Control Systems	Beam	CCT	Finish
AEW403C-11	300	11(Max)	14	646	EL ON-OFF 220V AC Power Supply DL 0-10V Dimming 220V AC Power Supply	U Washer (1: 5) W Washer (1: 3)	27 2700K	WT White BK Black
AEW405C-24	500	24(Max)	24	1410			30 3000K	
AEW410C-48	1000	48(Max)	48	2820			35 3500K 40 4000K 50 5000K	


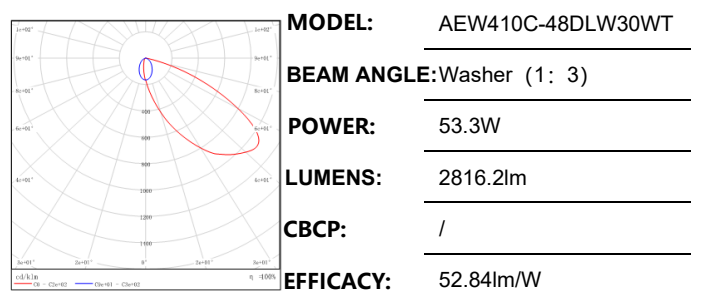
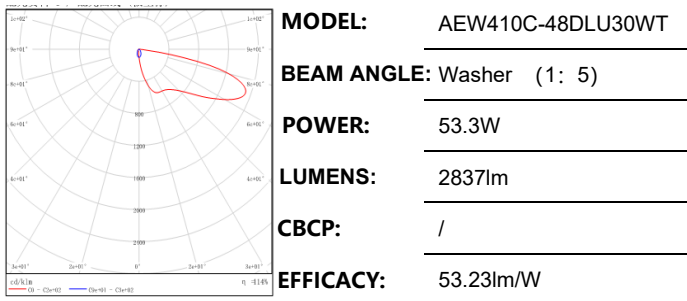
Example: AEW403C-11EL-U27WT

Project Name:


Type:

Accessory

Light Distribution@3000K Data



U-shaped Light Distribution



W-shaped Light Distribution