

2" Square Trimless CCT Tunable Adjustable Downlight

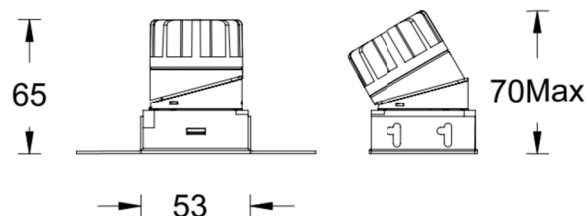
PROJECT:

TYPE:

**Product Image**



**Line Drawing**



**Product Description**

ULTRA rectangular trimless CCT tunable adjustable downlight , through a unique angle adjustment method, balancing the functions of illumination and adjustment(One lamp for multiple purposes),whole lamp sealed design, ensure no light leakage during the angle adjustment process, the lighting fixtures adopt modular design, on site lighting fixtures can be freely disassembled and replaced with reflectors and lamp bodies, so as to achieve free switching of various specifications and light output methods, perfect integration with ceiling after installation, the optical aspect adopts a new stealth technology, and equipped with adjustable color temperature, mainly suitable for indoor spaces such as hotels, villas, and commercial spaces.

**Product Features**

- Body Material: Aluminum alloy die-casting
- Optical System: Lens+ SUBOROSA optical system
- Finish: Static electricity powder coating
- Adjustable Angle: 0-360° horizontal rotation and 0-30° vertical aiming tilt
- Accessories: As attached
- Certification: CCC/CE
- IP Rating: IP20(Light source cavity IP44)
- Insulation Level: Class II
- Operating Temperature: -20°C~40°C

**Product Specifications**

- Cut-out: □60\*53
- Ceiling: 5mm~15mm Thickness
- Shielding Angle: 35°
- LED Type: COB
- Source Lm: 700LM
- LED Lifetime: >36000h-L70 /B10-Ta25°C(LM-80/TM-21)
- CCT/CRI: 2700K-6000K adjustable, Ra90
- SDCM: 3 SDCM
- Input: 220V~240V AC / 50Hz
- Dimming: DALI
- Net Weight: 0.12Kg without packing

**Order Model**

Model	Size	Trim	LED	Driver	Beam	CCT	Reflector	Finish
<b>ADLN</b>	<b>2</b>	<b>6</b>	<b>LM07</b>	<b>A</b> DALI	<b>2</b> 24°	CC	<b>B</b> Black	<b>WT</b> White
Downlight	2"	Rectangular	COB 7W	<b>N</b> No Driver	<b>3</b> 36°	2700K-6000K	<b>S</b> Specular	<b>BK</b> Black
N series		Trimless			<b>5</b> 50°	(Tunable)		

Example: ADLN26-LM07A2CCSWT

2" Square Trimless CCT Tunable Adjustable Downlight

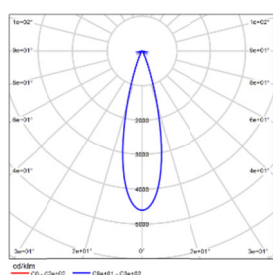
PROJECT:

TYPE:

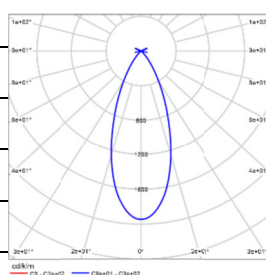
<b>ALENS-08-BEL</b> Striped glass lens 	<b>ALENS-08-BSL</b> Soft glass lens 	<b>ALENS-08-FR</b> Frosted glass lens 	<b>ALENS-08-HCL</b> Honeycomb 
-----------------------------------------------------------------------------------------------------------------------------	--------------------------------------------------------------------------------------------------------------------------	------------------------------------------------------------------------------------------------------------------------------	----------------------------------------------------------------------------------------------------------------------

Note: A maximum of one optical accessory can be installed. The accessories are not shipped from the factory and need to be ordered separately.

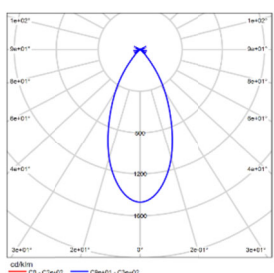
**LIGHT DISTRIBUTION@3000K LUMINAIRE DATA**



<b>MODEL:</b>	ADLN26-LM07A2CCSWT
<b>BEAM ANGLE:</b>	24°
<b>POWER:</b>	8.4W
<b>LUMENS:</b>	395lm
<b>CBCP:</b>	1992cd
<b>EFFICACY:</b>	47lm/W



<b>MODEL:</b>	ADLN26-LM07A3CCSWT
<b>BEAM ANGLE:</b>	36°
<b>POWER:</b>	8.4W
<b>LUMENS:</b>	380lm
<b>CBCP:</b>	769cd
<b>EFFICACY:</b>	45lm/W



<b>MODEL:</b>	ADLN26-LM07A5CCSWT
<b>BEAM ANGLE:</b>	50°
<b>POWER:</b>	8.4W
<b>LUMENS:</b>	348lm
<b>CBCP:</b>	499cd
<b>EFFICACY:</b>	41lm/W

3" Square Trimless CCT Tunable Adjustable Downlight

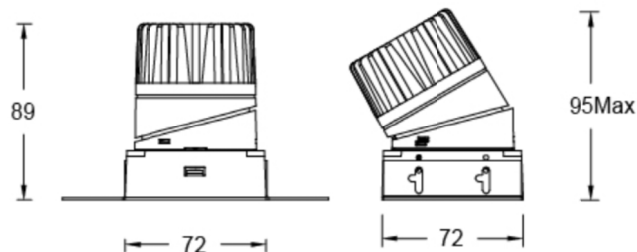
PROJECT:

TYPE:

**Product Image**



**Line Drawing**



**Product Description**

ULTRA rectangular trimless CCT tunable adjustable downlight , through a unique angle adjustment method, balancing the functions of illumination and adjustment(One lamp for multiple purposes),whole lamp sealed design, ensure no light leakage during the angle adjustment process, the lighting fixtures adopt modular design, on site lighting fixtures can be freely disassembled and replaced with reflectors and lamp bodies, so as to achieve free switching of various specifications and light output methods, perfect integration with ceiling after installation, the optical aspect adopts a new stealth technology, and equipped with adjustable color temperature, mainly suitable for indoor spaces such as hotels, villas, and commercial spaces.

**Product Features**

- Body Material: Aluminum alloy die-casting
- Optical System: Lens+ SUBOROSA optical system
- Finish: Static electricity powder coating
- Adjustable Angle: 0-360° horizontal rotation and 0-30° vertical aiming tilt
- Accessories: As attached
- Certification: CCC/CE
- IP Rating: IP20(Light source cavity IP44)
- Insulation Level: Class II
- Operating Temperature: -20°C~40°C

**Product Specifications**

- Cut-out: □78\*72
- Ceiling: 5mm~25mm Thickness
- Shielding Angle: 35°
- LED Type: COB
- Source Lm: 1300LM
- LED Lifetime: >36000h-L70 /B10-Ta25°C(LM-80/TM-21)
- CCT/CRI: 2700K-6000K adjustable, Ra90
- SDCM: 3 SDCM
- Input: 220V~240V AC / 50Hz
- Dimming: DALI
- Net Weight: 0.45Kg without packing

**Order Model**

Model	Size	Trim	LED	Driver	Beam	CCT	Reflector	Finish
<b>ADLN</b>	<b>3</b>	<b>6</b>	<b>LM13</b>	<b>A</b> DALI	<b>1</b> 18°	<b>CC</b>	<b>B</b> Black	<b>WT</b> White
Downlight	3"	Rectangular	COB 13W	<b>N</b> No Driver	<b>2</b> 28°	2700K-6000K	<b>S</b> Specular	<b>BK</b> Black
N series		Trimless			<b>3</b> 36°	(Tunable)		
					<b>5</b> 50°			

Example: ADLN36-LM13A2CCSWT

Note: The 18 ° factory default comes with an borderless honeycomb grille.

# ULTRA TUNABLE - MODEL: ADLN36

WAC ARCHITECTURAL

## 3" Square Trimless CCT Tunable Adjustable Downlight

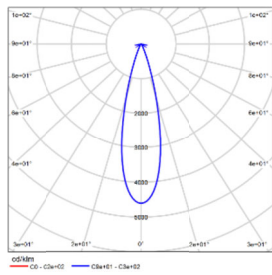
PROJECT:

TYPE:

<b>ALENS-11-BEL</b> Striped glass lens 	<b>ALENS-11-BSL</b> Soft glass lens 	<b>ALENS-11-FR</b> Frosted glass lens 	<b>ALENS-11-HCL</b> Honeycomb 
-----------------------------------------------------------------------------------------------------------------------------	--------------------------------------------------------------------------------------------------------------------------	------------------------------------------------------------------------------------------------------------------------------	----------------------------------------------------------------------------------------------------------------------

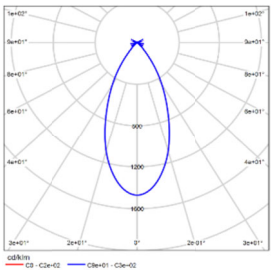
Note: A maximum of one optical accessory can be installed. The accessories are not shipped from the factory and need to be ordered separately.

### LIGHT DISTRIBUTION@3000K LUMINAIRE DATA



<b>MODEL:</b>	ADLN36-LM13A1CCSWT
<b>BEAM ANGLE:</b>	18°
<b>POWER:</b>	16W
<b>LUMENS:</b>	688lm
<b>CBCP:</b>	4588cd
<b>EFFICACY:</b>	43lm/W

<b>MODEL:</b>	ADLN36-LM13A2CCSWT
<b>BEAM ANGLE:</b>	28°
<b>POWER:</b>	16W
<b>LUMENS:</b>	1042lm
<b>CBCP:</b>	3976cd
<b>EFFICACY:</b>	65lm/W



<b>MODEL:</b>	ADLN36-LM13A3CCSWT
<b>BEAM ANGLE:</b>	36°
<b>POWER:</b>	16W
<b>LUMENS:</b>	923lm
<b>CBCP:</b>	2309cd
<b>EFFICACY:</b>	58lm/W

<b>MODEL:</b>	ADLN36-LM13A5CCSWT
<b>BEAM ANGLE:</b>	50°
<b>POWER:</b>	16W
<b>LUMENS:</b>	740lm
<b>CBCP:</b>	902cd
<b>EFFICACY:</b>	46lm/W

4" Square Trimless CCT Tunable Adjustable Downlight

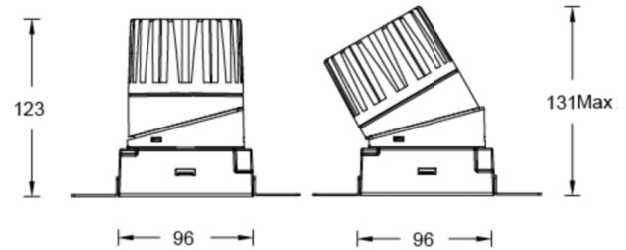
PROJECT:

TYPE:

**Product Image**



**Line Drawing**



**Product Description**

ULTRA rectangular trimless CCT tunable adjustable downlight , through a unique angle adjustment method, balancing the functions of illumination and adjustment(One lamp for multiple purposes),whole lamp sealed design, ensure no light leakage during the angle adjustment process, the lighting fixtures adopt modular design, on site lighting fixtures can be freely disassembled and replaced with reflectors and lamp bodies, so as to achieve free switching of various specifications and light output methods, perfect integration with ceiling after installation, the optical aspect adopts a new stealth technology, and equipped with adjustable color temperature, mainly suitable for indoor spaces such as hotels, villas, and commercial spaces.

**Product Features**

- Body Material: Aluminum alloy die-casting
- Optical System: Lens+ SUBOROSA optical system
- Finish: Static electricity powder coating
- Adjustable Angle: 0-360° horizontal rotation and 0-30° vertical aiming tilt
- Accessories: As attached
- Certification: CCC/CE
- IP Rating: IP20(Light source cavity IP44)
- Insulation Level: Class II
- Operating Temperature: -20°C~40°C

**Product Specifications**

- Cut-out: □105\*105
- Ceiling: 5mm~25mm Thickness
- Shielding Angle: 35°
- LED Type: COB
- Source Lm: 3000LM
- LED Lifetime: >36000h-L70 /B10-Ta25°C(LM-80/TM-21)
- CCT/CRI: 2700K-6000K adjustable, Ra90
- SDCM: 3 SDCM
- Input: 220V~240V AC / 50Hz
- Dimming: DALI
- Net Weight: 0.8Kg without packing

**Order Model**




Model	Size	Trim	LED	Driver	Beam	CCT	Reflector	Finish
<b>ADLN</b> Downlight N series	4 4"	6 Rectangular Trimless	<b>LM25</b> COB 25W	<b>A</b> DALI <b>N</b> No Driver	<b>1</b> 18° <b>2</b> 28° <b>3</b> 36° <b>5</b> 50°	CC 2700K-6000K (Tunable)	<b>B</b> Black <b>S</b> Specular	<b>WT</b> White <b>BK</b> Black

Example: ADLN46-LM25A2CCSWT

**4" Square Trimless CCT Tunable Adjustable Downlight**

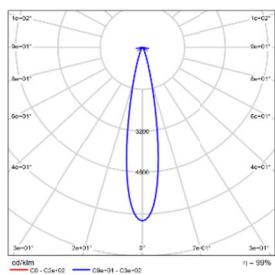
PROJECT:

TYPE:

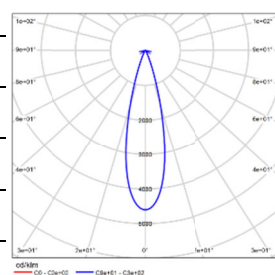
<p><b>ALENS-16-BEL</b> Striped glass lens</p> 	<p><b>ALENS-16-BSL</b> Soft glass lens</p> 	<p><b>ALENS-16-HCL</b> Honeycomb</p> 
-------------------------------------------------------------------------------------------------------------------------------------	----------------------------------------------------------------------------------------------------------------------------------	------------------------------------------------------------------------------------------------------------------------------

Note: A maximum of one optical accessory can be installed. The accessories are not shipped from the factory and need to be ordered separately.

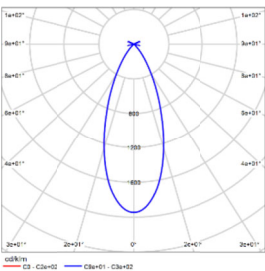
**LIGHT DISTRIBUTION@3000K LUMINAIRE DATA**



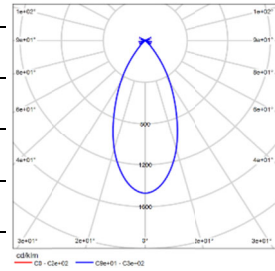
<b>MODEL:</b>	ADLN46-LM25A1CCSWT
<b>BEAM ANGLE:</b>	18°
<b>POWER:</b>	27W
<b>LUMENS:</b>	1672lm
<b>CBCP:</b>	11139cd
<b>EFFICACY:</b>	62lm/W



<b>MODEL:</b>	ADLN46-LM25A2CCSWT
<b>BEAM ANGLE:</b>	28°
<b>POWER:</b>	27W
<b>LUMENS:</b>	1821lm
<b>CBCP:</b>	8382cd
<b>EFFICACY:</b>	67lm/W



<b>MODEL:</b>	ADLN46-LM25A3CCSWT
<b>BEAM ANGLE:</b>	36°
<b>POWER:</b>	27W
<b>LUMENS:</b>	1502lm
<b>CBCP:</b>	2921cd
<b>EFFICACY:</b>	56lm/W



<b>MODEL:</b>	ADLN46-LM25A5CCSWT
<b>BEAM ANGLE:</b>	50°
<b>POWER:</b>	27W
<b>LUMENS:</b>	1469lm
<b>CBCP:</b>	2161cd
<b>EFFICACY:</b>	54lm/W