

ULTRA TUNABLE - MODEL: ADLN38

WAC ARCHITECTURAL

3" Square Tunable Downlight

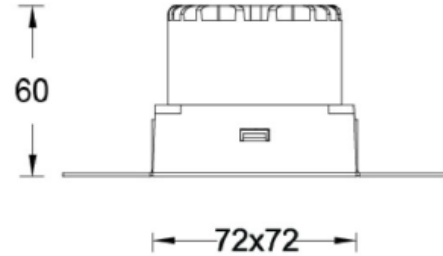
PROJECT :

TYPE :

Product Image



Line Drawing



Product Description

The ULTRA Tunable series LED square narrow edge embedded downlight has a total height of only 60mm and is designed with glass-sealing, making it suitable for use in anti-fog or low ceiling spaces. The lighting fixtures adopt modular design, allowing for free disassembly and replacement of reflectors or mounting frames on site, thereby achieving free switching of various specifications and lighting methods. After installation, they are perfectly integrated with the ceiling. In terms of optics, a new hidden light technology is adopted and equipped with color temperature adjustable function, which is mainly suitable for indoor places such as hotels, villas, and commercial spaces.

Product Features

- Body Material: Aluminum alloy die-casting
- Optical System: Lens+ Anti-glare reflector
- Finish: Static electricity powder coating
- Adjustable Angle: Horizontal 0-360°adjustment, vertical non adjustable
- Accessories: As attached
- Certification: CCC
- IP Rating: IP20
- Insulation Level: Class II
- Operating Temperature: -20°C~40°C

Product Specifications

- Cut-out: 78*72mm
- Ceiling Thickness: 5mm~25mm
- Shielding Angle: 35°
- LED Type: COB
- Source Lm: 1300lm
- LED Lifetime: >36000h-L70 /B10-Ta25°C(LM-80/TM-21)
- CCT/CRI: 2700K~6000K Adjustable , Ra90
- Input: 220V~240V AC / 50Hz
- Dimming: DALI (Must conduct compatibility testing with the project site system in advance)
- Net Weight: 0.45Kg without packing

Order Model

Model	Size	Trim	LED	Driver	Beam	CCT	Reflector	Finish
ADLN Downlight N series	3"	8 Rectangular Trim	LM13 LED 13W	A DALI N NO DRIVER	1 18°	CC 2700K-6000K (tunable)	B Black S Specular	WT White BK Black
					2 28°			
					3 36°			
					5 50°			

Example : ADLN38-LM13A2CCSWT

Note: The 18 ° factory default comes with an borderless honeycomb grille.

ULTRA TUNABLE - MODEL: ADLN38

WAC ARCHITECTURAL

3" Square Tunable Downlight

PROJECT :

TYPE :

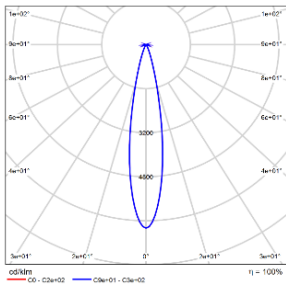
ALENS-12-HCL-ULTRA

Honeycomb

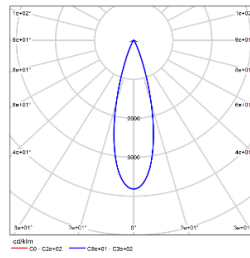


Note: Accessories need to be ordered separately. The 18 ° factory default comes with an endless honeycomb grille, which is installed on the back of the reflector.

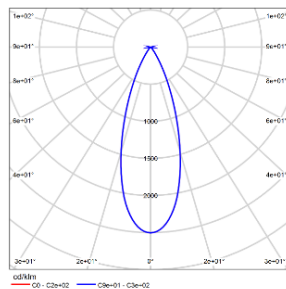
LIGHT DISTRIBUTION@3000K LUMINAIRE DATA



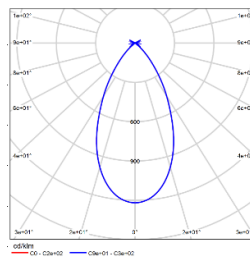
MODEL : ADLN38-LM13A1CCSWT
BEAM ANGLE : 18°
POWER : 16W
LUMENS : 688lm
CBCP : 4588cd
EFFICACY : 43lm/W



MODEL : ADLN38-LM13A2CCSWT
BEAM ANGLE : 28°
POWER : 16W
LUMENS : 1042lm
CBCP : 3976cd
EFFICACY : 65lm/W



MODEL : ADLN38-LM13A3CCSWT
BEAM ANGLE : 36°
POWER : 16W
LUMENS : 923lm
CBCP : 2309cd
EFFICACY : 58lm/W



MODEL : ADLN38-LM13A5CCSWT
BEAM ANGLE : 50°
POWER : 16W
LUMENS : 740lm
CBCP : 902cd
EFFICACY : 46lm/W