





2" Trimless Recessed Dual-head Downlight

PROJECT :

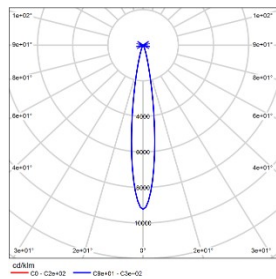
TYPE:

Accessories

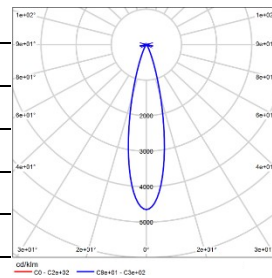
<p>ALENS-08-BEL Striped glass lens</p> 	<p>ALENS-08-BSL Soft glass lens</p> 	<p>ALENS-08-FR Frosted glass lens</p> 	<p>ALENS-08-HCL Honeycomb</p> 
---	--	--	--

Note: Up to one optical accessory can be added; Which 15° factory default with honeycomb

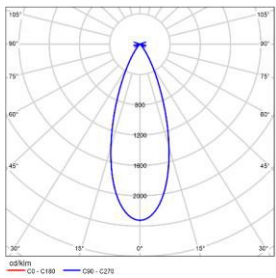
LIGHT DISTRIBUTION@3000K LUMINAIRE DATA



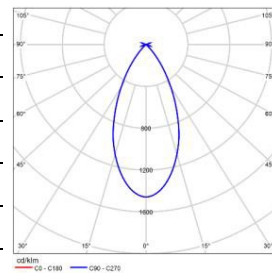
MODEL:	AMTN26-207E130SWT
BEAM ANGLE:	15°
POWER:	2*9W
LUMENS:	2*316 lm
CBCP:	2*2920 cd
EFFICACY:	35 lm/W



MODEL:	AMTN26-207E230SWT
BEAM ANGLE:	24°
POWER:	2*9W
LUMENS:	2*526 lm
CBCP:	2*2442 cd
EFFICACY:	58 lm/W



MODEL:	AMTN26-207E330SWT
BEAM ANGLE:	36°
POWER:	2*9W
LUMENS:	2*509 lm
CBCP:	2*1184 cd
EFFICACY:	57 lm/W



MODEL:	AMTN26-207E530SWT
BEAM ANGLE:	50°
POWER:	2*9W
LUMENS:	2*453 lm
CBCP:	2*661 cd
EFFICACY:	50 lm/W

3" Trimless Recessed Dual-head Downlight

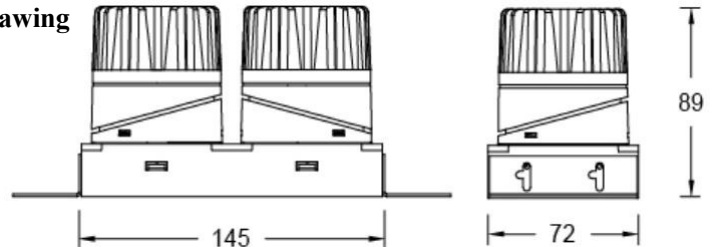
PROJECT :

TYPE:

Product Image



Line Drawing



Product Description

ULTRA series LED narrow side recessed multiples lamps, through a unique Angle adjustment method, taking into account the function of downlight and adjustable (one lamp multi-purpose). The whole lamp sealing design ensures that there is no light leakage during the adjustment process, the lamp adopts the modular design, the on-site lamp can be freely disassembled and replaced the reflector and the lamp body, so as to achieve a variety of specifications and the free switching of light mode, and the perfect integration of the ceiling after installation. Optical uses a new hidden light technology, good anti-glare performance and color consistency control, with comfortable light effect, mainly suitable for hotels, villas and commercial space and other indoor places.

Product Features

- Body Material: Aluminum alloy die-casting
- Optical System: Lens + anti-glare reflector
- Finish: Static electricity powder coating
- Adjustable Angle: Vertical: 0-30° , Horizontal: 0-360°
- Accessories: As attached
- Certification: CCC
- IP Rating: IP20
- Insulation Level: Class II
- Operating Temperature: -20°C~40°C

Product Specifications

- Cut-out: 150*72mm
- Ceiling Thickness: 5mm~25mm
- Shielding Angle: 35°
- LED Type: COB
- Source Lm: Single-head as follows, Two-head×2
 2700K: 8W 682lm; 7W 758lm; 10W 1080lm; 13W 1404lm
 3000K: 8W 720lm; 7W 800lm; 10W 1150lm; 13W 1495lm
 3500K: 8W 752lm; 7W 835lm; 10W 1195lm; 13W 1554lm
 4000K: 8W 765lm; 7W 850lm; 10W 1210lm; 13W 1573lm
 5000K: 8W 774lm; 7W 860lm; 10W 1220lm; 13W 1586lm
- LED Lifetime: >36000h-L70 /B10-Ta25°C(LM-80/TM-21)
- CCT/CRI: 2700K/3000K/3500K/4000K/5000KCRI≥90
- Input: 220V AC / 50Hz
- Dimming: On-off /0-10V/DALI
- Net Weight: 0.9Kg without packing

Order Model

Model	Size	Trim	LED	Driver	Beam	CCT	Reflector	Finish
AMTN Multiple Downlight N series	3"	6 Rectangular Trimless	208 COB 2*8W	E On-Off	S 8°	27 2700K	B Black	WT White
			207 COB 2*7W		N 13°	30 3000K		
			210 COB 2*10W	D 0-10V Dimming	1 18°	35 3500K		
			213 COB 2*13W		2 28°	40 4000K		
			213 COB 2*13W		3 36°	50 5000K		
			N No Driver	5 50°				
			A DALI					

Example: AMTN36-207EN30SWT

Note: 8°、13°and 18°factory default with honeycomb

WAC Lighting
 www.waclighting.com (US)
 www.waclighting.net (International)

Headquarters
 44 Harbor Park Drive • Port Washington, NY
 Phone (516) 515.5000 • Fax (516) 515.5050

WAC GROUP
 TECHNOLOGY ILLUMINATED

ULTRA - MODEL: AMTN36





WAC ARCHITECTURAL

3" Trimless Recessed Dual-head Downlight

PROJECT :

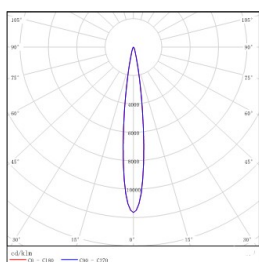
TYPE:

Accessories

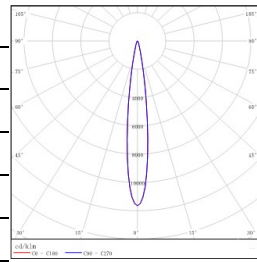
ALENS-11-BEL Striped glass lens 	ALENS-11-BSL-ULTRA Soft glass lens 	ALENS-11-FR Frosted glass lens 	ALENS-11-HCL-ULTRA Honeycomb 
---	--	--	--

Note: Up to one optical accessory can be added; 8°, 13° and 18° factory default with honeycomb

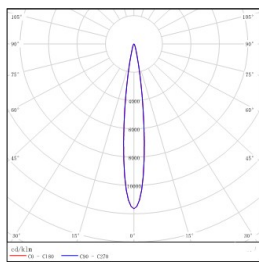
LIGHT DISTRIBUTION@3000K LIMINAIRE DATA



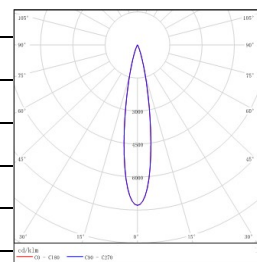
MODEL:	AMTN36-207EN30SWT
BEAM ANGLE:	13°
POWER:	2*9W
LUMENS:	2*533 lm
CBCP:	2*5684 cd
EFFICACY:	59 lm/W



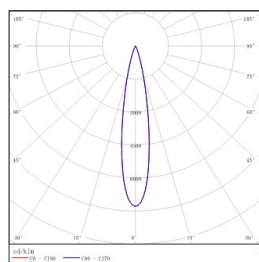
MODEL:	AMTN36-210EN30SWT
BEAM ANGLE:	13°
POWER:	2*11W
LUMENS:	2*643 lm
CBCP:	2*7056 cd
EFFICACY:	58 lm/W



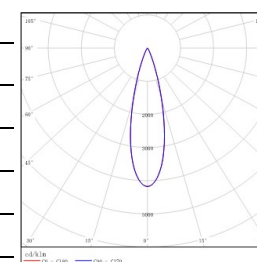
MODEL:	AMTN36-213EN30SWT
BEAM ANGLE:	13°
POWER:	2*15W
LUMENS:	2*820 lm
CBCP:	2*8174 cd
EFFICACY:	55 lm/W



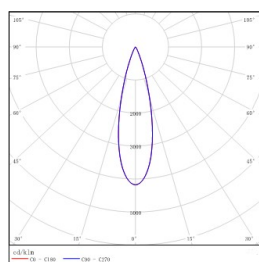
MODEL:	AMTN36-207E130SWT
BEAM ANGLE:	18°
POWER:	2*9W
LUMENS:	2*585 lm
CBCP:	2*4163 cd
EFFICACY:	65 lm/W



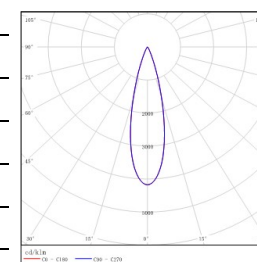
MODEL:	AMTN36-210E130SWT
BEAM ANGLE:	18°
POWER:	2*11W
LUMENS:	2*714 lm
CBCP:	2*5090 cd
EFFICACY:	65 lm/W



MODEL:	AMTN36-213E130SWT
BEAM ANGLE:	18°
POWER:	2*15W
LUMENS:	2*935 lm
CBCP:	2*6848 cd
EFFICACY:	62 lm/W



MODEL:	AMTN36-207E230SWT
BEAM ANGLE:	28°
POWER:	2*9W
LUMENS:	2*641 lm
CBCP:	2*2885 cd
EFFICACY:	71 lm/W

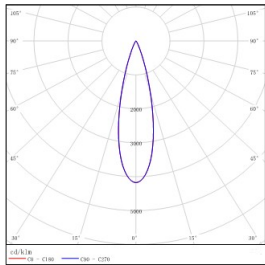


MODEL:	AMTN36-210E230SWT
BEAM ANGLE:	28°
POWER:	2*11W
LUMENS:	2*790 lm
CBCP:	2*3511 cd
EFFICACY:	71 lm/W

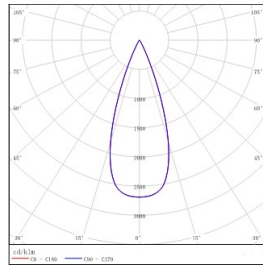
3" Trimless Recessed Dual-head Downlight

PROJECT :

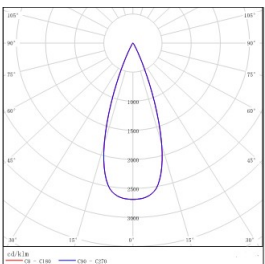
TYPE:



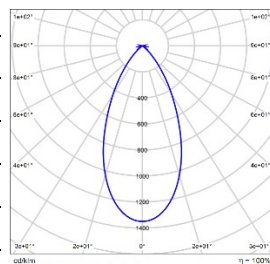
MODEL: AMTN36-213E230SWT
BEAM ANGLE: 28°
POWER: 2*15W
LUMENS: 2*1035 lm
CBCP: 2*4511 cd
EFFICACY: 69 lm/W



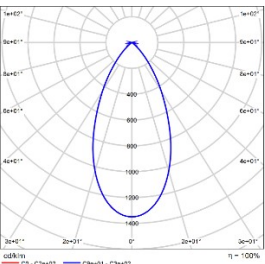
MODEL: AMTN36-207E330SWT
BEAM ANGLE: 36°
POWER: 2*9W
LUMENS: 2*643 lm
CBCP: 2*1497 cd
EFFICACY: 71 lm/W



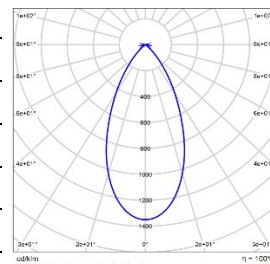
MODEL: AMTN36-210E330SWT
BEAM ANGLE: 36°
POWER: 2*11W
LUMENS: 2*804 lm
CBCP: 2*1857 cd
EFFICACY: 73 lm/W



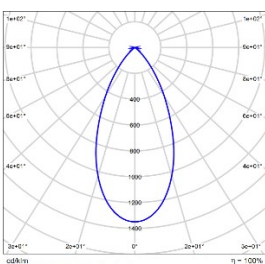
MODEL: AMTN36-213E330SWT
BEAM ANGLE: 36°
POWER: 2*15W
LUMENS: 2*1024 lm
CBCP: 2*2375 cd
EFFICACY: 68 lm/W



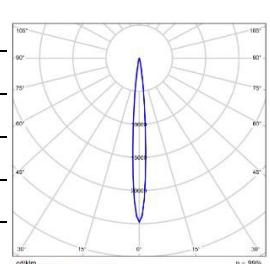
MODEL: AMTN36-207E530SWT
BEAM ANGLE: 50°
POWER: 2*9W
LUMENS: 2*425 lm
CBCP: 2*574 cd
EFFICACY: 47 lm/W



MODEL: AMTN36-210E530SWT
BEAM ANGLE: 50°
POWER: 2*11W
LUMENS: 2*532 lm
CBCP: 2*717 cd
EFFICACY: 48 lm/W



MODEL: AMTN36-213E530SWT
BEAM ANGLE: 50°
POWER: 2*15W
LUMENS: 2*677 lm
CBCP: 2*914 cd
EFFICACY: 45 lm/W



MODEL: AMTN36-208E30SWT
BEAM ANGLE: 8°
POWER: 2*10W
LUMENS: 2*375 lm
CBCP: 2*9280 cd
EFFICACY: 38 lm/W

4" Trimless Recessed Dual-head Downlight

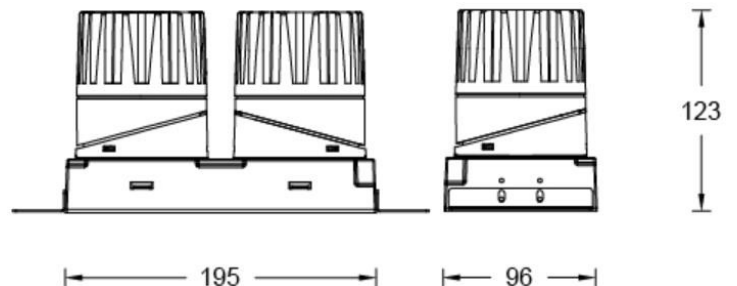
PROJECT :

TYPE:

Product Image



Line Drawing



Product Description

ULTRA series LED narrow side recessed multiples lamps, through a unique Angle adjustment method, taking into account the function of downlight and adjustable (one lamp multi-purpose). The whole lamp sealing design ensures that there is no light leakage during the adjustment process, the lamp adopts the modular design, the on-site lamp can be freely disassembled and replaced the reflector and the lamp body, so as to achieve a variety of specifications and the free switching of light mode, and the perfect integration of the ceiling after installation. Optical uses a new hidden light technology, good anti-glare performance and color consistency control, with comfortable light effect, mainly suitable for hotels, villas and commercial space and other indoor places.

Product Features

- Body Material: Aluminum alloy die-casting
- Optical System: Lens + anti-glare reflector
- Finish: Static electricity powder coating
- Adjustable Angle: Vertical: 0-30°, Horizontal: 0-360°
- Accessories: As attached
- Certification: CCC
- IP Rating: IP20
- Insulation Level: Class II
- Operating Temperature: -20°C~40°C

Product Specifications

- Cut-out: 205*100mm
- Ceiling Thickness: 5mm~25mm
- Shielding Angle: 35°
- LED Type: COB
- Source Lm: Single-head as follows, Two-head×2
 2700K: 8W 682lm; 13W 1530lm; 18W 2065lm; 25W 2755lm
 3000K: 8W 720lm; 13W 1645lm; 18W 2220lm; 25W 2960lm
 3500K: 8W 752lm; 13W 1680lm; 18W 2270lm; 25W 3025lm
 4000K: 8W 765lm; 13W 1770lm; 18W 2390lm; 25W 3185lm
 5000K: 8W 774lm; 13W 1780lm; 18W 2405lm; 25W 3205lm
- LED Lifetime: >36000h-L70 /B10-Ta25°C(LM-80/TM-21)
- CCT/CRI: 2700K/3000K/3500K/4000K/5000KCRI≥90
- Input: 220V AC / 50Hz
- Dimming: On-off /0-10V/DALI
- Net Weight:: 1.3Kg without packing

Order Model

Model	Size	Trim	LED	Driver	Beam	CCT	Reflector	Finish
AMTN Multiple Downlight N series	4 4"	6 Rectangular Trimless	208 COB 2*8W	E On-Off D 0-10V Dimming N No Driver A DALI	S 8°	27 2700K	B Black	WT White
			213 COB 2*13W		N 13°	30 3000K	S Specular	BK Black
			218 COB 2*18W		1 19°	35 3500K		
			225 COB 2*25W		2 28°	40 4000K		
			225 COB 2*25W		3 36°	50 5000K		
					5 50°			

Example: AMTN46-218E-230SWT

4" Trimless Recessed Dual-head Downlight

PROJECT :

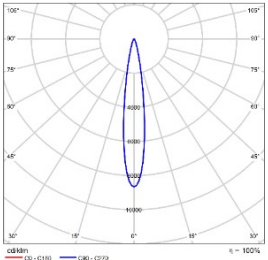
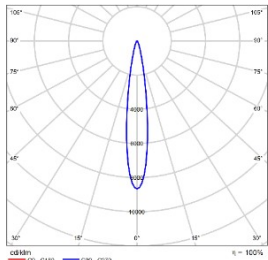
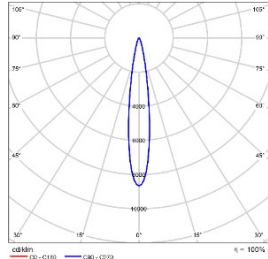
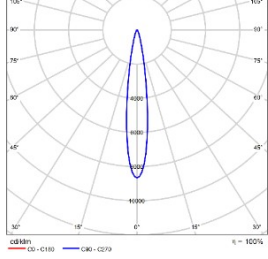
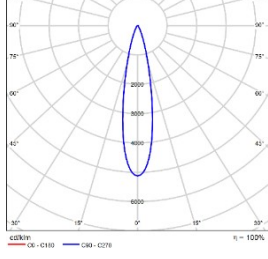
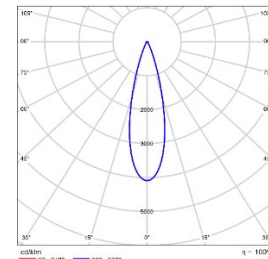
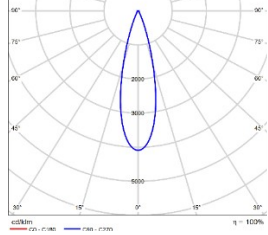
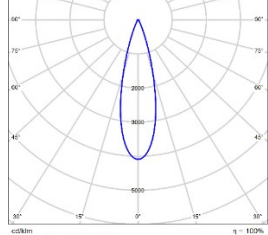
TYPE:

Accessories

<p>ALENS-16-BEL-C Striped glass lens</p> 	<p>ALENS-16-BSL-SW Soft glass lens</p> 	<p>ALENS-16-HCL-ULTRA Honeycomb</p> 
---	---	--

Note: Up to one optical accessory can be added, the product does not come with accessories, need to order separately

LIGHT DISTRIBUTION@3000K LUMINAIRE DATA

	<p>MODEL: AMTN46-213EN30SWT</p> <p>BEAM ANGLE: 13°</p> <p>POWER: 2*15W</p> <p>LUMENS: 2*969 lm</p> <p>CBCP: 2*8386 cd</p> <p>EFFICACY: 65 lm/W</p>		<p>MODEL: AMTN46-218EN30SWT</p> <p>BEAM ANGLE: 13°</p> <p>POWER: 2*21W</p> <p>LUMENS: 2*1309 lm</p> <p>CBCP: 2*11333 cd</p> <p>EFFICACY: 62 lm/W</p>
	<p>MODEL: AMTN46-225EN30SWT</p> <p>BEAM ANGLE: 13°</p> <p>POWER: 2*29W</p> <p>LUMENS: 2*1716 lm</p> <p>CBCP: 2*14853 cd</p> <p>EFFICACY: 59 lm/W</p>		<p>MODEL: AMTN46-213E130SWT</p> <p>BEAM ANGLE: 19°</p> <p>POWER: 2*15W</p> <p>LUMENS: 2*1135 lm</p> <p>CBCP: 2*5812 cd</p> <p>EFFICACY: 76 lm/W</p>
	<p>MODEL: AMTN46-218E130SWT</p> <p>BEAM ANGLE: 19°</p> <p>POWER: 2*21W</p> <p>LUMENS: 2*1533 lm</p> <p>CBCP: 2*7854 cd</p> <p>EFFICACY: 73 lm/W</p>		<p>MODEL: AMTN46-225E130SWT</p> <p>BEAM ANGLE: 19°</p> <p>POWER: 2*29W</p> <p>LUMENS: 2*2009 lm</p> <p>CBCP: 2*10294 cd</p> <p>EFFICACY: 69 lm/W</p>
	<p>MODEL: AMTN46-213E230SWT</p> <p>BEAM ANGLE: 28°</p> <p>POWER: 2*15W</p> <p>LUMENS: 2*1327 lm</p> <p>CBCP: 2*5429 cd</p> <p>EFFICACY: 88 lm/W</p>		<p>MODEL: AMTN46-218E230SWT</p> <p>BEAM ANGLE: 28°</p> <p>POWER: 2*21W</p> <p>LUMENS: 2*1793 lm</p> <p>CBCP: 2*7336 cd</p> <p>EFFICACY: 85 lm/W</p>

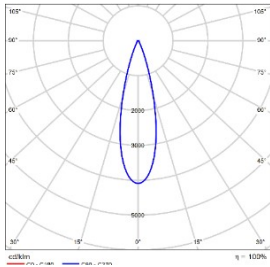
ULTRA - MODEL: AMTN46

WAC ARCHITECTURAL

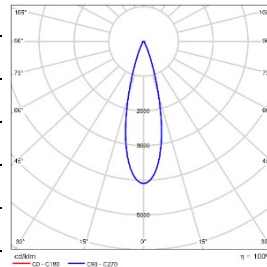
4" Trimless Recessed Dual-head Downlight

PROJECT :

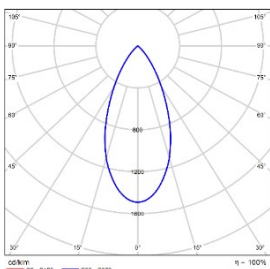
TYPE:



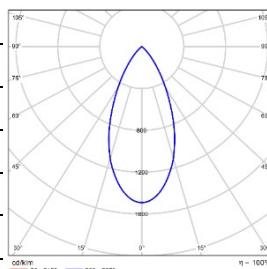
MODEL: AMTN46-225E230SWT
BEAM ANGLE: 28°
POWER: 2*29W
LUMENS: 2*2351 lm
CBCP: 2*9615 cd
EFFICACY: 81 lm/W



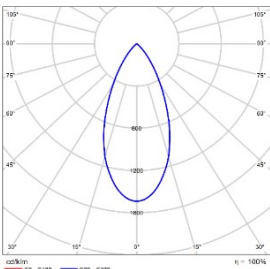
MODEL: AMTN46-213E330SWT
BEAM ANGLE: 36°
POWER: 2*15W
LUMENS: 2*1268 lm
CBCP: 2*2722 cd
EFFICACY: 85 lm/W



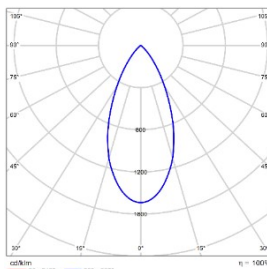
MODEL: AMTN46-218E330SWT
BEAM ANGLE: 36°
POWER: 2*21W
LUMENS: 2*1714 lm
CBCP: 2*3679 cd
EFFICACY: 82 lm/W



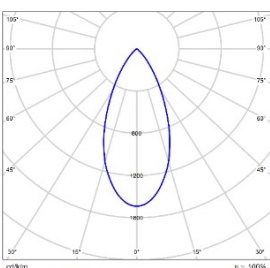
MODEL: AMTN46-225E330SWT
BEAM ANGLE: 36°
POWER: 2*29W
LUMENS: 2*2246 lm
CBCP: 2*4821 cd
EFFICACY: 77 lm/W



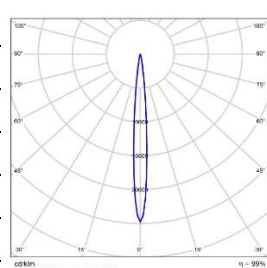
MODEL: AMTN46-213E530SWT
BEAM ANGLE: 50°
POWER: 2*15W
LUMENS: 2*1237 lm
CBCP: 2*1843 cd
EFFICACY: 82 lm/W



MODEL: AMTN46-218E530SWT
BEAM ANGLE: 50°
POWER: 2*21W
LUMENS: 2*1671 lm
CBCP: 2*2490 cd
EFFICACY: 80 lm/W



MODEL: AMTN46-225E530SWT
BEAM ANGLE: 50°
POWER: 2*29W
LUMENS: 2*2190 lm
CBCP: 2*3263 cd
EFFICACY: 76 lm/W



MODEL: AMTN46-208ES30SWT
BEAM ANGLE: 8°
POWER: 2*10W
LUMENS: 2*375 lm
CBCP: 2*9280 cd
EFFICACY: 38 lm/W