

FALCON ROUND - MODEL: ATL71S

WAC ARCHITECTURAL

W Track Luminaires

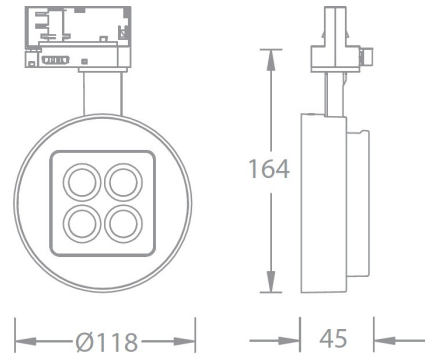
PROJECT:

TYPE:

Product Image



Line Drawing



Product Description

FALCON ROUND series LED track lights are suitable for W three-circuit tracks. The lamp structure is slim and three-dimensional, using WAC's leading SUBROSA hidden light technology, and has a 35° anti-glare angle for ultimate anti-glare effect. The lamp has a built-in high-quality LED constant current electrical appliance, and can choose advanced wireless dimming control functions. At the same time, it provides a variety of different light distribution forms and can be equipped with various optical accessories to meet different application environment requirements. It is widely used in museums, art galleries, science museums and other places.

Product Features

- Body Material: Aluminum alloy die-casting, PC optical components
- Optical System: Lenses and SUBROSA Reflectors
- Surface Finishing: Static electricity powder coating, Black (BK), White (WT)
- Adjustable Angle: Horizontal: 0-355° tilt, Vertical: 0~90° tilt
- Accessories: Up to three optical accessories can be added; Each type can only be installed with one at most
- Certification: CCC/CE
- IP Rating: IP20
- Insulation Level: Class I
- Operating Temperature: -20°C~40°C

Product Specifications

- LED Type: HP LED
- LED Power: 3W/8W/12W
- Source Lm: 3000K: 250LM(3W)/700LM(8W)/875LM(12W); 4000K: 265LM(3W)/740LM(8W)/925LM(12W)
- LED Lifetime: >50000h-L70 /B10-Ta25°C(LM-80/TM-21)
- CCT/CRI: 3000K/4000K, Ra90/Ra97,
- SDCM: 3 SDCM
- Input: 220V~240V AC / 50Hz
- Dimming: On-boarding(10%-100%)/ Wireless(WAC system is required)/ DALI/0-10V
- Net Weight: 0.6Kg without packing

Order Model

Model	LED	Dimming	Beam	CRI	CCT	Finish
ATL71S FALCON ROUND	LD03 LED 3W	O On-boarding D 0-10V B Wireless A DALI	V 4°	9 90 A 97	30 3000K 40 4000K	WT White BK Black
			S 7°			
	1 14°					
	2 20°					
	3 30°					
	4 40°					
	G 20*55°					
E 10*30°						
ATL71S	LD08	0	2	9	30	WT

FALCON ROUND - MODEL: ATL71S

WAC ARCHITECTURAL

W Track Luminaires

PROJECT:

TYPE:

Example: ATL71SLD08-O2930WT

Note: When the light emitting surface of the luminaire is parallel to the illuminated surface, 20*55° and 10*30° indicate transverse stretched light spots.

Accessories

Class 1 Accessories	ALENS-TL71S-“typ.” Vari-optic Lens (t=3mm)		Model Note: “typ.” Representative: beam diffusion lens in various angles “10D/20D/30D/40D/55D” or stretched lens “1060D”; Example: LENS-TL71S-10D	
	ALENS-TL71S-FR Frosted Glass Lens	ALENS-TL71S-BSL Flexible Glass Lenses	ALENS-TL71S-BEL Stretched Glass Lenses	ALENS-TL71S-HCM Anti-glare Bee Grille
Class 2 Accessories	ALENS-TL71S-WW Wall Washer Assembly			
Class 3 Accessories	ALENS-TL71S-BD Four-leaf Blindfold			

Note: Up to three optical accessories can be added, with a maximum of one per type of accessory; please consult WAC for beam angles after adding vari-optic lenses.

LIGHT DISTRIBUTION@3000K LUMINAIRE DATA

	MODEL: ATL71SLD08-OS930 BEAM ANGLE: 7° POWER: 10W LUMENS: 271lm CBCP: 10443cd EFFICACY: 27lm/W		MODEL: ATL71SLD12-OS930 BEAM ANGLE: 7° POWER: 16W LUMENS: 380lm CBCP: 14621cd EFFICACY: 24lm/W
	MODEL: ATL71SLD08-O1930 BEAM ANGLE: 14° POWER: 10W LUMENS: 433lm CBCP: 4519cd EFFICACY: 43lm/W		MODEL: ATL71SLD12-O1930 BEAM ANGLE: 14° POWER: 16W LUMENS: 606lm CBCP: 6327cd EFFICACY: 38lm/W
	MODEL: ATL71SLD08-O2930 BEAM ANGLE: 20° POWER: 10W LUMENS: 577lm CBCP: 4201cd EFFICACY: 58lm/W		MODEL: ATL71SLD12-O2930 BEAM ANGLE: 20° POWER: 16W LUMENS: 808lm CBCP: 5881cd EFFICACY: 51lm/W

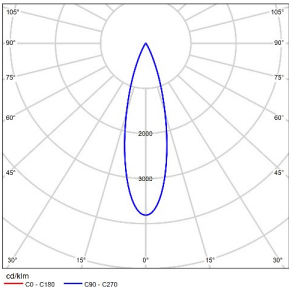
FALCON ROUND - MODEL: ATL71S

WAC ARCHITECTURAL

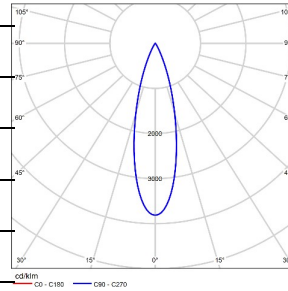
W Track Luminaires

PROJECT:

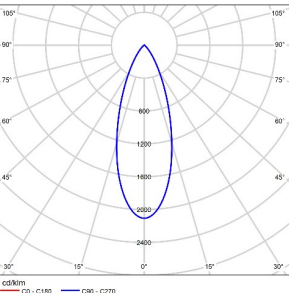
TYPE:



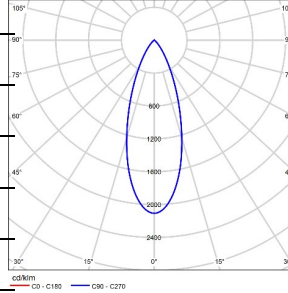
MODEL: ATL71SLD08-O3930
BEAM ANGLE: 30°
POWER: 10W
LUMENS: 569lm
CBCP: 2169cd
EFFICACY: 57lm/W



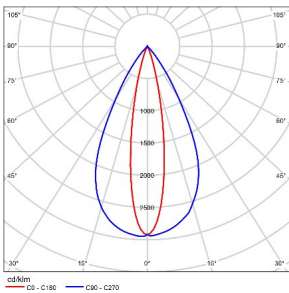
MODEL: ATL71SLD12-O3930
BEAM ANGLE: 30°
POWER: 16W
LUMENS: 797lm
CBCP: 3036cd
EFFICACY: 50lm/W



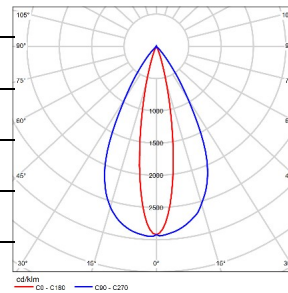
MODEL: ATL71SLD08-O4930
BEAM ANGLE: 40°
POWER: 10W
LUMENS: 564lm
CBCP: 1187cd
EFFICACY: 56lm/W



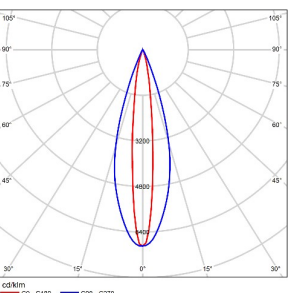
MODEL: ATL71SLD12-O4930
BEAM ANGLE: 40°
POWER: 16W
LUMENS: 508lm
CBCP: 1150cd
EFFICACY: 51lm/W



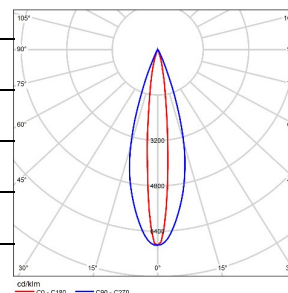
MODEL: ATL71SLD08-OG930
BEAM ANGLE: 20*55°
POWER: 10W
LUMENS: 500lm
CBCP: 1461cd
EFFICACY: 50lm/W



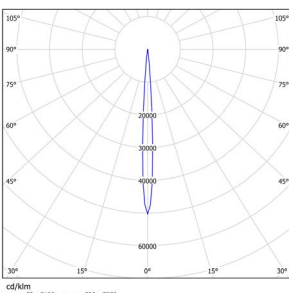
MODEL: ATL71SLD12-OG930
BEAM ANGLE: 20*55°
POWER: 16W
LUMENS: 789lm
CBCP: 1662cd
EFFICACY: 49lm/W



MODEL: ATL71SLD08-OE930
BEAM ANGLE: 10*30°
POWER: 10W
LUMENS: 579lm
CBCP: 5064cd
EFFICACY: 58lm/W



MODEL: ATL71SLD12-OE930
BEAM ANGLE: 10*30°
POWER: 16W
LUMENS: 811lm
CBCP: 7590cd
EFFICACY: 51lm/W



MODEL: ATL71SLD03-OV930
BEAM ANGLE: 4°
POWER: 4W
LUMENS: 149lm
CBCP: 9901cd
EFFICACY: 37lm/W

FALCON ROUND - MODEL: ATL72S

WAC ARCHITECTURAL

W Track Luminaires

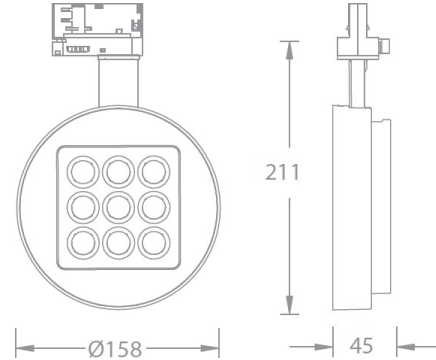
PROJECT:

TYPE:

Product Image



Line Drawing



Product Description

FALCON ROUND series LED track lights are suitable for W three-circuit tracks. The lamp structure is slim and three-dimensional, using WAC's leading SUBROSA hidden light technology, and has a 35° anti-glare angle for ultimate anti-glare effect. The lamp has a built-in high-quality LED constant current electrical appliance, and can choose advanced wireless dimming control functions. At the same time, it provides a variety of different light distribution forms and can be equipped with various optical accessories to meet different application environment requirements. It is widely used in museums, art galleries, science museums and other places.

Product Features

- Body Material: Aluminum alloy die-casting, PC optical components
- Optical System: Lenses and SUBROSA Reflectors
- Surface Finishing: Static electricity powder coating, Black (BK), White (WT)
- Adjustable Angle: Horizontal: 0-355° tilt, Vertical: 0~90° tilt
- Accessories: Up to three optical accessories can be added; Each type can only be installed with one at most
- Certification: CCC/CE
- IP Rating: IP20
- Insulation Level: Class I
- Operating Temperature: -20°C~40°C

Product Specifications

- LED Type: HP LED
- LED Power: 12W/18W/27W
- Source Lm: 3000K: 1000LM(12W)/1575LM(18W)/2125LM(27W)
4000K: 1060LM(12W)/1665LM(18W)/2245LM(27W)
- LED Lifetime: >50000h-L70 /B10-Ta25°C(LM-80/TM-21)
- CCT/CRI: 3000K/4000K, Ra90/Ra97,
- SDCM: 3 SDCM
- Input: 220V~240V AC / 50Hz
- Dimming: On-boarding(10%-100%)/ Wireless(WAC system is required)/ DALI/0-10V
- Net Weight: 0.9Kg without packing

Order Model

Model	LED	Dimming	Beam	CRI	CCT	Finish
ATL72S FALCON ROUND	LD12 LED 12W	O On-boarding D 0-10V B Wireless A DALI	V 4°	9 90 A 97	30 3000K 40 4000K	WT White BK Black
			S 7°			
	1 14°					
	2 20°					
	3 30°					
	4 40°					
	G 20*55°					
E 10*30°						
ATL72S	LD18	0	2	9	30	WT

FALCON ROUND - MODEL: ATL72S

WAC ARCHITECTURAL

W Track Luminaires

PROJECT:

TYPE:

Example: ATL72SLD18-O2930WT

Note: When the light emitting surface of the luminaire is parallel to the illuminated surface, 20*55° and 10*30° indicate transverse stretched light spots.

Accessories

Class 2 Accessories	ALENS-TL72S-“typ.” Vari-optic lens (t=3mm)		Model Note: “typ.” Representative: beam diffusion lens in various angles “10D/20D/30D/40D/55D” or stretched lens “1060D”; Example: LENS-TL72S-10D	
	ALENS-TL72S-FR Frosted Glass Lens	ALENS-TL72S-BSL Flexible Glass Lenses	ALENS-TL72S-BEL Stretched Glass Lenses	ALENS-TL72S-HCM Anti-glare Bee Grille
Class 2 Accessories	ALENS-TL72S-WW Wall Washer Assembly			
Class 3 Accessories	ALENS-TL72S-BD Four-leaf Blindfold			

Note: Up to three optical accessories can be added, with a maximum of one per type of accessory; please consult WAC for beam angles after adding Vari-optic lenses.

LIGHT DISTRIBUTION@3000K LUMINAIRE DATA

	MODEL: ATL72SLD18-OS930 BEAM ANGLE: 7° POWER: 21W LUMENS: 574lm CBCP: 19507cd EFFICACY: 27lm/W		MODEL: ATL72SLD27-OS930 BEAM ANGLE: 7° POWER: 31W LUMENS: 803lm CBCP: 27310cd EFFICACY: 26lm/W
	MODEL: ATL72SLD18-O1930 BEAM ANGLE: 14° POWER: 21W LUMENS: 887lm CBCP: 8720cd EFFICACY: 42lm/W		MODEL: ATL72SLD27-O1930 BEAM ANGLE: 14° POWER: 31W LUMENS: 1242lm CBCP: 12208cd EFFICACY: 40lm/W
	MODEL: ATL72SLD18-O2930 BEAM ANGLE: 20° POWER: 21W LUMENS: 1175lm CBCP: 8066cd EFFICACY: 56lm/W		MODEL: ATL72SLD27-O2930 BEAM ANGLE: 20° POWER: 31W LUMENS: 1644lm CBCP: 11292cd EFFICACY: 53lm/W

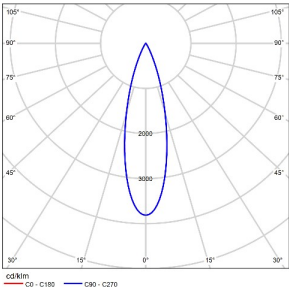
FALCON ROUND - MODEL: ATL72S

WAC ARCHITECTURAL

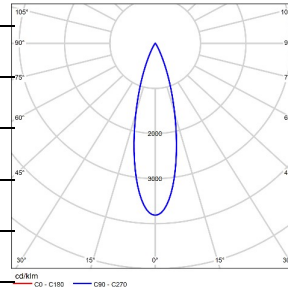
W Track Luminaires

PROJECT:

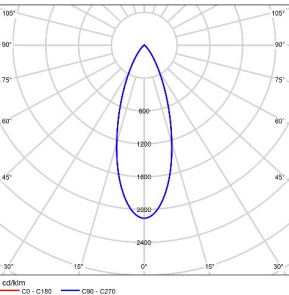
TYPE:



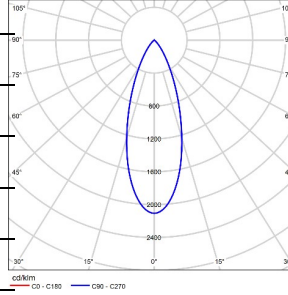
MODEL: ATL72SLD18-O3930
BEAM ANGLE: 30°
POWER: 21W
LUMENS: 1058lm
CBCP: 3879cd
EFFICACY: 50lm/W



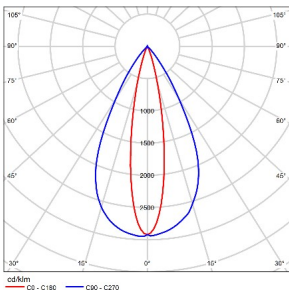
MODEL: ATL72SLD27-O3930
BEAM ANGLE: 30°
POWER: 31W
LUMENS: 1481lm
CBCP: 5431cd
EFFICACY: 48lm/W



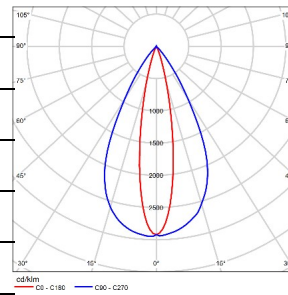
MODEL: ATL72SLD18-O4930
BEAM ANGLE: 40°
POWER: 21W
LUMENS: 908lm
CBCP: 2488cd
EFFICACY: 43lm/W



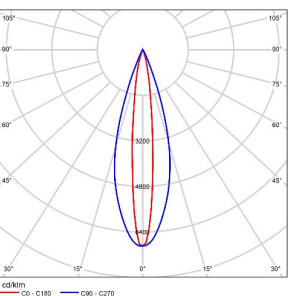
MODEL: ATL72SLD27-O4930
BEAM ANGLE: 40°
POWER: 31W
LUMENS: 1271lm
CBCP: 3484cd
EFFICACY: 41lm/W



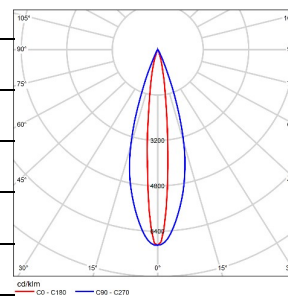
MODEL: ATL72SLD18-OG930
BEAM ANGLE: 20*55°
POWER: 21W
LUMENS: 971lm
CBCP: 3066cd
EFFICACY: 46lm/W



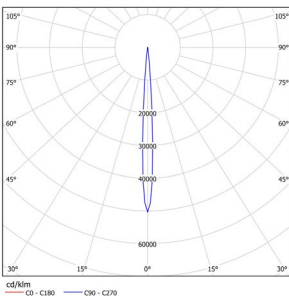
MODEL: ATL72SLD27-OG930
BEAM ANGLE: 20*55°
POWER: 31W
LUMENS: 1357lm
CBCP: 4286cd
EFFICACY: 44lm/W



MODEL: ATL72SLD18-O-E930
BEAM ANGLE: 10*30°
POWER: 21W
LUMENS: 1003lm
CBCP: 6914cd
EFFICACY: 48lm/W



MODEL: ATL72SLD27-OE930
BEAM ANGLE: 10*30°
POWER: 31W
LUMENS: 1404lm
CBCP: 9673cd
EFFICACY: 45lm/W



MODEL: ATL72SLD12-OV930
BEAM ANGLE: 4°
POWER: 16W
LUMENS: 685lm
CBCP: 40811cd
EFFICACY: 43lm/W

FALCON ROUND - MODEL: ATL73S

WAC ARCHITECTURAL

W Track Luminaires

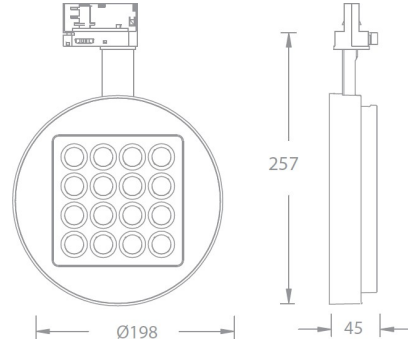
PROJECT:

TYPE:

Product Image



Line Drawing



Product Description

FALCON ROUND series LED track lights are suitable for W three-circuit tracks. The lamp structure is slim and three-dimensional, using WAC's leading SUBROSA hidden light technology, and has a 35° anti-glare angle for ultimate anti-glare effect. The lamp has a built-in high-quality LED constant current electrical appliance, and can choose advanced wireless dimming control functions. At the same time, it provides a variety of different light distribution forms and can be equipped with various optical accessories to meet different application environment requirements. It is widely used in museums, art galleries, science museums and other places.

Product Features

- Body Material: Aluminum alloy die-casting, PC optical components
- Optical System: Lenses and SUBROSA Reflectors
- Surface Finishing: Static electricity powder coating, Black (BK), White (WT)
- Adjustable Angle: Horizontal: 0-365° tilt, Vertical: 0~90° tilt
- Accessories: Up to three optical accessories can be added; Each type can only be installed with one at most
- Certification: CCC/CE
- IP Rating: IP20
- Insulation Level: Class I
- Operating Temperature: -20°C~40°C

Product Specifications

- LED Type: HP LED
- LED Power: 27W/32W/42W
- Source Lm: 3000K: 2125LM(27W)/2800LM(32W)/2960LM(42W)
4000K: 2245LM(27W)/3500LM(32W)/3700LM(42W)
- LED Lifetime: >50000h-L70 /B10-Ta25°C(LM-80/TM-21)
- CCT/CRI: 3000K/4000K, Ra90/Ra97,
- SDCM: 3 SDCM
- Input: 220V~240V AC / 50Hz
- Dimming: On-boarding(10%-100%)/ Wireless(WAC system is required)/ DALI/0-10V
- Net Weight: 1.3Kg without packing

Order Model

Model	LED	Dimming	Beam	CRI	CCT	Finish
ATL73S FALCON ROUND	LD27 LED 27W	O On-boarding D 0-10V B Wireless A DALI	V 4°	9 90 A 97	30 3000K 40 4000K	WT White BK Black
			S 7°			
	1 14°					
	2 20°					
	3 30°					
	4 40°					
	G 20*55°					
E 10*30°						
ATL73S	LD32	0	2	9	30	WT

FALCON ROUND - MODEL: ATL73S

WAC ARCHITECTURAL

W Track Luminaires

PROJECT:

TYPE:

Example: ATL73SLD32-O2930WT

Note: When the light emitting surface of the luminaire is parallel to the illuminated surface, 20*55° and 10*30° indicate transverse stretched light spots.

Accessories

Class 1 Accessories	ALENS-TL73S-“typ.” Vari-optic lens (t=3mm)		Model Note: “typ.” Representative: beam diffusion lens in various angles “10D/20D/30D/40D/55D” or stretched lens “1060D”; Example: LENS-TL73S-10D	
	ALENS-TL73S-FR Frosted Glass Lens	ALENS-TL73S-BSL Flexible Glass Lenses	ALENS-TL73S-BEL Stretched Glass Lenses	ALENS-TL73S-HCM Anti-glare Bee Grille
Class 2 Accessories	ALENS-TL73S-WW Wall Washer Assembly			
Class 3 Accessories	ALENS-TL73S-BD Four-leaf Blindfold			

Note: Up to three optical accessories can be added, with a maximum of one per type of accessory; please consult WAC for beam angles after adding vari-optic lenses.

LIGHT DISTRIBUTION@3000K LUMINAIRE DATA

	MODEL: ATL73SLD32-OS930 BEAM ANGLE: 7° POWER: 36W LUMENS: 953lm CBCP: 32610cd EFFICACY: 26lm/W		MODEL: ATL73SLD43-OS930 BEAM ANGLE: 7° POWER: 48W LUMENS: 1209lm CBCP: 41383cd EFFICACY: 25lm/W
	MODEL: ATL73SLD32-O1930 BEAM ANGLE: 14° POWER: 36W LUMENS: 1570lm CBCP: 15736cd EFFICACY: 44lm/W		MODEL: ATL73SLD48-O1930 BEAM ANGLE: 14° POWER: 48W LUMENS: 1992lm CBCP: 19969cd EFFICACY: 42lm/W
	MODEL: ATL73SLD32-O2930 BEAM ANGLE: 20° POWER: 36W LUMENS: 2045lm CBCP: 14394cd EFFICACY: 57lm/W		MODEL: ATL73SLD43-O2930 BEAM ANGLE: 20° POWER: 48W LUMENS: 2596lm CBCP: 18266cd EFFICACY: 54lm/W

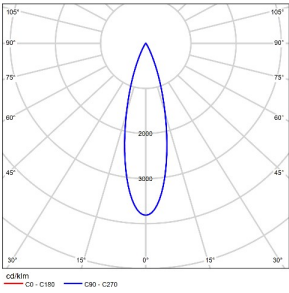
FALCON ROUND - MODEL: ATL73S

WAC ARCHITECTURAL

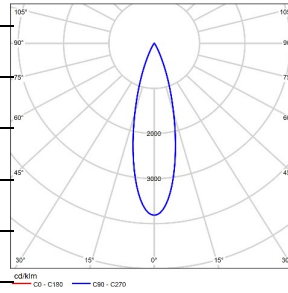
W Track Luminaires

PROJECT:

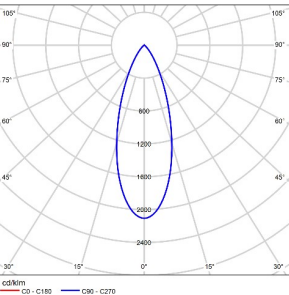
TYPE:



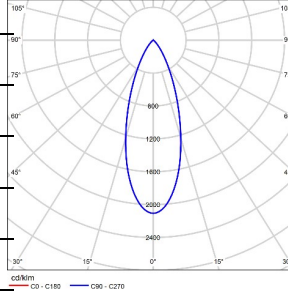
MODEL: ATL73SLD32-O3930
BEAM ANGLE: 30°
POWER: 36W
LUMENS: 1808lm
CBCP: 6913cd
EFFICACY: 50lm/W



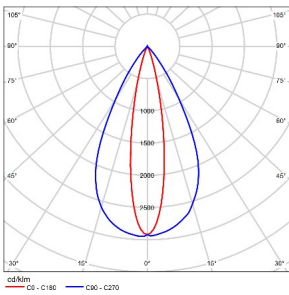
MODEL: ATL73SLD43-O3930
BEAM ANGLE: 30°
POWER: 48W
LUMENS: 2295lm
CBCP: 8773cd
EFFICACY: 48lm/W



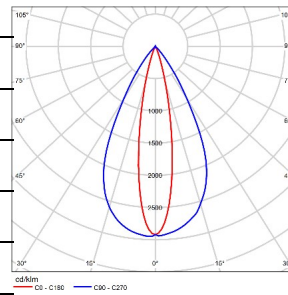
MODEL: ATL73SLD32-O4930
BEAM ANGLE: 40°
POWER: 36W
LUMENS: 1621lm
CBCP: 4385cd
EFFICACY: 45lm/W



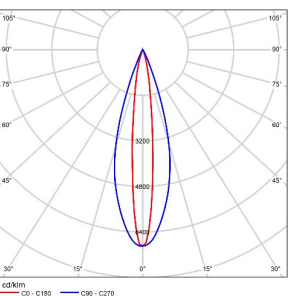
MODEL: ATL73SLD43-O4930
BEAM ANGLE: 40°
POWER: 48W
LUMENS: 2057lm
CBCP: 5565cd
EFFICACY: 43lm/W



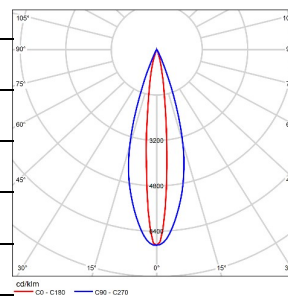
MODEL: ATL73SLD32-OG930
BEAM ANGLE: 20*55°
POWER: 36W
LUMENS: 1821lm
CBCP: 5490cd
EFFICACY: 51lm/W



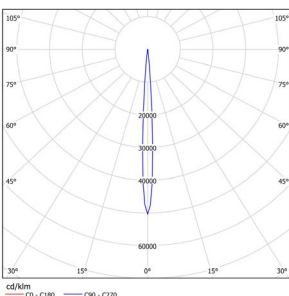
MODEL: ATL73SLD43-OG930
BEAM ANGLE: 20*55°
POWER: 48W
LUMENS: 2311lm
CBCP: 6967cd
EFFICACY: 48lm/W



MODEL: ATL73SLD32-OE930
BEAM ANGLE: 10*30°
POWER: 36W
LUMENS: 1655lm
CBCP: 11107cd
EFFICACY: 46lm/W



MODEL: ATL73SLD43-OE930
BEAM ANGLE: 10*30°
POWER: 48W
LUMENS: 2100lm
CBCP: 14095cd
EFFICACY: 44lm/W



MODEL: ATL73SLD27-OV930
BEAM ANGLE: 4°
POWER: 31W
LUMENS: 1480lm
CBCP: 93734cd
EFFICACY: 48lm/W