

LEDME - MODEL: ASLP3/ASLP4

Showcase Luminaires

WAC ARCHITECTURAL

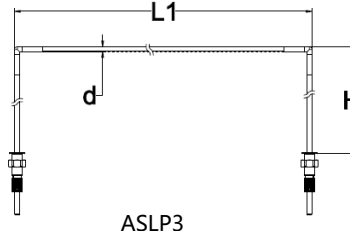
Project:

Type:

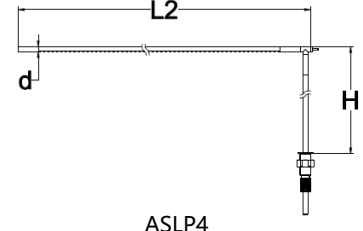
Product Image



Line drawing



ASLP3



ASLP4

Product Description

The LEDme Air Series features a refined and compact design, with a minimum diameter of just 8mm. Constructed with a high-quality aluminum profile, the fixture is available in multiple length options and allows on-site height and angle adjustment to perfectly adapt to different cabinet or desk sizes. More importantly, it supports tool-free on-site connection, offering exceptional flexibility and ease of installation. The integrated LED light module adopts a precision optical lens, available in single color temperature or tunable white versions. The fixture operates with an external 24VDC constant voltage driver and supports dimming control, making it ideal for museum showcases, display cabinets, and other precision lighting applications.

Product Features

- **Body Material:** Aluminum Body+Bracket
- **Optical System:** Lens
- **Finish:** Anodized finish, Black(BK)
- **Adjustable Angle:** 0-60° Rotation
- **Accessories:** see attachment
- **Certification:** CQC
- **IP Rating:** IP20
- **Insulation Level:** Class III
- **Operating temperature:** -20°C~40°C

Product Specifications

- **Led Type:** SMD
- **Source power:** 10W/m or 5W/m
- **Source Lm:** 3000K: 1200lm(10W/m); 3500K: 1300lm(10W/m); 4000K: 1400lm(10W/m); 2700K~6000K: 1200lm(10W/m)
- **Led Lifetime:** >50000h-L70 / B10-Ta25°C(LM-80/TM-21)
- **CCT/CRI:** 3000K/3500K/4000K/2700K~6000K, >Ra90/>Ra95
- **SDCM:** 3 SDCM
- **Input:** 24VDC (Driver not included)
- **Dimming:** Depends on the external driver
- **Height of the vertical pole H:** 50 - 400mm, can be suspended at any position
- **Net Weight:** 0.2Kg/m, without driver and packaging

Order Model

Model	LED	Length (L)	Drive	Beam	CRI	CCT	Finish
ASLP3 Universal luminaire	10 10W/m	16 1.59m	T Constant Voltage	W Wash	9 90 A 95	30 3000K	BK Black
		14 1.39m				35 3500K	
ASLP4 Connected luminaire	05 5W/m	12 1.19m				40 4000K	
		10 0.99m				CC 2700-6000K	
05 0.49m							
ASLP3	10	16			9	30	BK

Example: ASLP3-1010TW930BK

Note: The ASLP3 model is equipped with double-end support rods (total length L1) and requires a Φ 20mm mounting hole, with a hole spacing of L1 minus 9mm. The ASLP4 model features a single-end support rod design for modular connection (total length L2) and must be used in conjunction with the ASLP3. Both models are non-electrical components. The product lengths L1 / L2 can be customized as required, with a minimum unit length of approximately 0.1m and a maximum total length of 1.59m. For specific customization requests, please consult WAC.

WAC Lighting
www.waclighting.com (US)
www.waclighting.net (International)

Headquarters
44 Harbor Park Drive • Port Washington, NY
Phone (516) 515.5000 • Fax (516) 515.5050

WAC GROUP
TECHNOLOGY ILLUMINATED

LEDME - MODEL: ASLP3/ASLP4

Showcase Luminaires

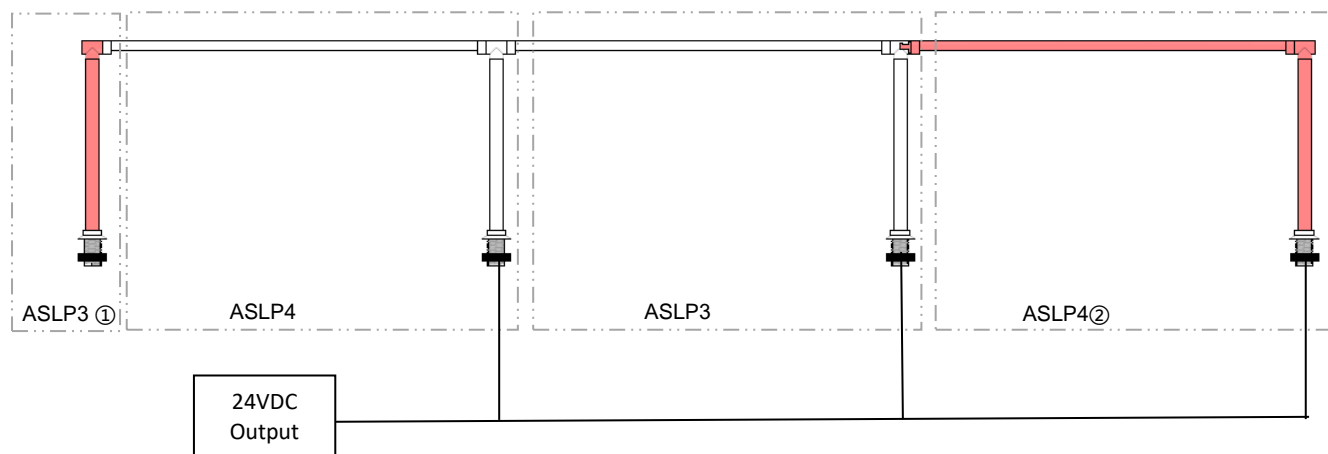
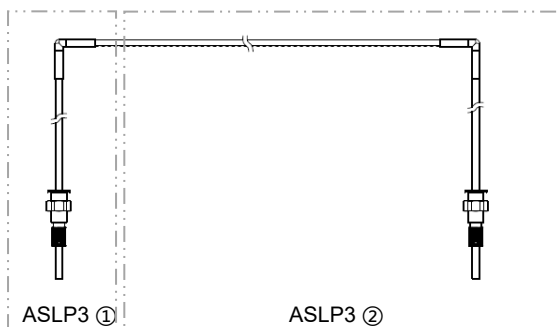
WAC ARCHITECTURAL

Project:

Type:

Fixture connect pictures

Firstly, we split the ASLP3 into two parts, then connect with ASLP4. For examples:



LEDME - MODEL: ASLP3/ASLP4

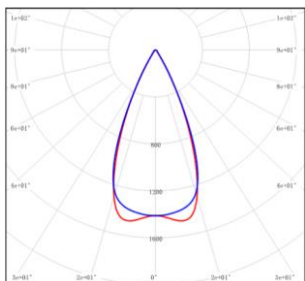
Showcase Luminaires

WAC ARCHITECTURAL

Project:

Type:

LIGHT DISTRIBUTION@3000K LUMINAIRE DATA



MODEL:	ASLP3-1010TW930BK
BEAM ANGLE:	Wash
POWER:	10W
LUMENS:	847lm
CBCP:	1410cd
EFFICACY:	84lm/W

Accessory

APART-SLP3-10-BK

Compatible glare shield accessory (the "-10-" code denotes the fixture's corresponding length L).

