

LEDME - MODEL: AWL130


Step And Wall Luminaires

WAC ARCHITECTURAL

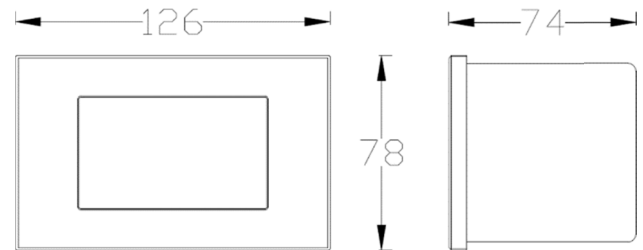
PROJECT:

TYPE:

Product Image



Line Drawing



Product Description

LED lights designed to highlight architectural aesthetics, LEDme® The design of the series of lamps originates from the seamless integration structure with the wall. Efficient energy conservation and optimized light output increase the safety and style of stairs, while maintaining minimal glare on walls and corridors. IP65 can also solve indoor and outdoor lighting solutions in damp places. 220V AC direct wiring is available.

Product Features

- Body Material: Die-cast aluminum body
- Optical System: Milky white glass
- Finish: Electrostatically powder coated
- Adjustable Angle: /
- Accessories: /
- Certification: CCC
- IP Rating: IP65
- Insulation Level: Class I
- Operating Temperature: -20°C~50°C

Product Specifications

- Cut-out:
- LED Type: SMD
- Source Power: 3.22W
- Source Lm: 3000K 190lm
- LED Lifetime: >40000h-L70 /B10-Ta25°C(LM-80/TM-21)
- CCT/CRI: 2700K/3000K/4000K, Ra80
- SDCM: 3 SDCM
- Input: 220V AC/50Hz
- Dimming: ON-OFF
- Net Weight: 0.55Kg without packing

Order Model

Model	Power(W)	Max Lumens(lm)	Control Systems	Beam	CCT	Finish
AWL130	LD04	3.2	71	E ON-OFF 220V AC Power Supply	F Frosted	27 2700K
						30 3000K
						40 4000k
						WT White
						BK Black
BZ Bronze						
BN Brushed						
Nickel						

Example: AWL130-LD04EF30WTT

LEDME - MODEL: AWL130

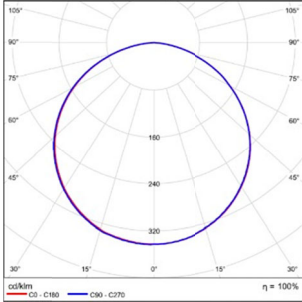
Step And Wall Luminaires

WAC ARCHITECTURAL

PROJECT:

TYPE:

LIGHT DISTRIBUTION@3000K LUMINAIRE DATA



MODEL:	AWL130-LD04E-F30WT
BEAM ANGLE:	/
POWER:	4W
LUMENS:	71lm
CBCP:	/
EFFICACY:	17.8lm/W