

# LEDME - MODEL: AWL110


## Step And Wall Luminaires

WAC ARCHITECTURAL

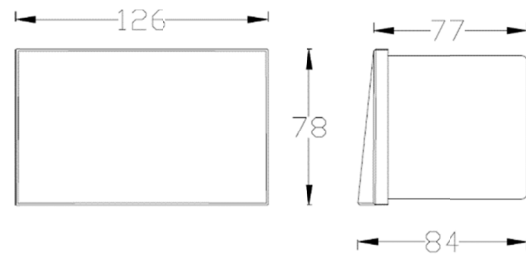
PROJECT:

TYPE:

### Product Image



### Line Drawing



### Product Description

LED lights designed to highlight architectural aesthetics, LEDme® The design of the series of lamps originates from the seamless integration structure with the wall. Efficient energy conservation and optimized light output increase the safety and style of stairs, while maintaining minimal glare on walls and corridors. IP65 can also solve indoor and outdoor lighting solutions in damp places. 220V AC direct wiring is available.

### Product Features

- Body Material: Aluminum alloy die-casting
- Optical System: Matte glass
- Finish: Static electricity powder coating
- Adjustable Angle: /
- Accessories: /
- Certification: CCC
- IP Rating: IP65
- Insulation Level: Class I
- Operating Temperature: -20°C~50°C

### Product Specifications

- Opening size: 118x74mm
- LED Type: SMD
- Power: 3.22W
- Source Lm: 3000K 190lm
- LED Lifetime: >40000h-L70 / B10-Ta25°C(LM-80 / TM-21)
- CCT/CRI: 2700K,Ra80;3000K,Ra80;4000K,Ra80
- SDCM: 3SDCM
- Input: 220V AC/50Hz
- Dimming: ON-OFF
- Net Weight: 0.7Kg without packing

### Order Model

Model	Power (W)	Max Lumens (lm)	Control Systems	Beam	CCT	Finish
<b>AWL110</b>	<b>LD04</b> 3.2	6	<b>E</b> ON-OFF 220V AC Power Supply	<b>D</b> Directional	<b>27</b> 2700K <b>30</b> 3000K <b>40</b> 4000K	<b>WT</b> White <b>BK</b> Black <b>BZ</b> Bronze <b>BN</b> Brushed Nickel

Example: AWL110-LD04ED30WT

# LEDME - MODEL: AWL110

Step And Wall Luminaires

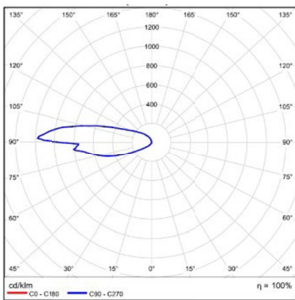
WAC ARCHITECTURAL

PROJECT:

TYPE:

## Accessory

## LIGHT DISTRIBUTION@3000K LUMINAIRE DATA



<b>MOEDL:</b>	WL110-LD04ED30WT
<b>BEANANGLE:</b>	/
<b>POWER:</b>	4W
<b>LUMENS:</b>	6lm
<b>CBCP:</b>	/
<b>EFFICACY:</b>	1.5 lm / W