

SILO FOCUS - MODEL: AJL15FLM

J Track Luminaires

WAC ARCHITECTURAL

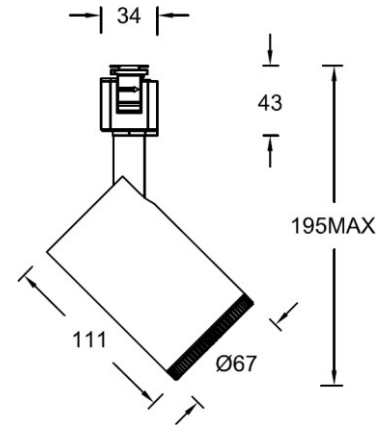
PROJECT:

TYPE:

Product Image



Line Drawing



Product Description

The SILO Focus series LED track spotlights are suitable for J single circuit track systems, with exquisite design and no visible heat sink. The lamp body is made of die-cast aluminum, with built-in flicker free driving appliances. It uses COB luminous modules, which can adjust the angle of light output infinitely and maintain the same external dimensions. It can provide key lighting or environmental lighting, and is widely used in various commercial spaces, exhibition halls, hotels, retail and other places.

Product Features

- Body Material: Aluminum alloy die-casting
- Optical System: Adjustable focus lens
- Finish: Static electricity powder coating
Black (BK), White (WT)
- Adjustable Angle: Horizontal 0°~355° adjustment; Vertical 0~90° adjustment
- Accessories: Up to three optical accessories can be installed, and a maximum of one of each type of accessories can be added at the same time
- Certification: CCC
- IP Rating: IP20
- Insulation Level: Class I
- Operating Temperature: -20°C~40°C
- Net Weight: ≈0.5Kg without packing

Product Specifications

- LED Type: COB
- LED Power: 6W or 12W optional
- Source Lm: 2700K: 610lm (6W) / 1090lm (12W)
3000K: 670lm (6W) / 1200lm (12W)
4000K: 720lm (6W) / 1290lm (12W)
5000K: 770lm (6W) / 1380lm (12W)
- LED Lifetime: >50000h-L70 /B10-Ta25°C(LM-80/TM-21)
- CCT/CRI: 2700K/ 3000K/3500K/4000K/5000K, > Ra90
- LED Lifetime: >50000h-L70 /B10-Ta25°C(LM-80/TM-21)
- SDCM: 3 SDCM
- Input: 220V~240V AC / 50Hz
- Dimming: Built-in knob dimming (Dimming range 10%~100%), ON-OFF

Order Model

Model	LED	Dimming	Beam	CRI	CCT	Finish
AJL15F SILO Focus	LM06 COB 6W	O On-board	F 12~50°	9 90	27 2700K	WT White BK Black
	LM12 COB 12W	E Non-dimming			30 3000K	
					40 4000K	
					50 5000K	
AJL15F	LM12	O	F	9	30	WT

Example: AJL15FLM12-OF930WT

WAC Lighting
www.waclighting.com (US)
www.waclighting.net (International)

Headquarters
44 Harbor Park Drive • Port Washington, NY
Phone (516) 515.5000 • Fax (516) 515.5050

WAC GROUP
TECHNOLOGY ILLUMINATED

SILO FOCUS - MODEL: AJL15FLM







J Track Luminaires

WAC ARCHITECTURAL

PROJECT:

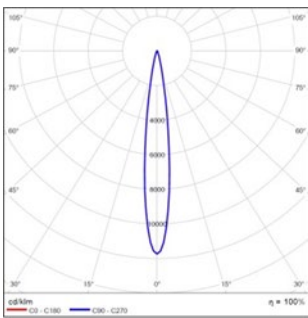
TYPE:

Accessory

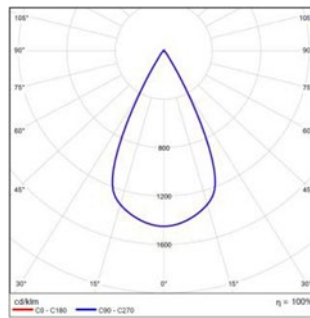
Class I accessories	Striped glass lenses ALENS-16-BEL-C 	Soft glass lenses ALENS-16-BSL-SV 	Frosted glass lenses ALENS-16-FR 	Boundless bee grid grid ALENS-16-HCL 
Class II accessories	Anti-glare tubes ALENS-15-SNOOT 			
Class III accessories	Four-leaf shading ATL-21-BD-SW 			

Note: A maximum of one optical accessory can be installed. The accessories are not shipped from the factory and need to be ordered separately.

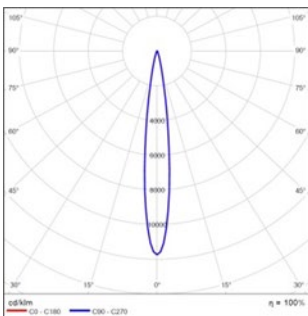
LIGHT DISTRIBUTION@3000K LUMINAIRE DATA



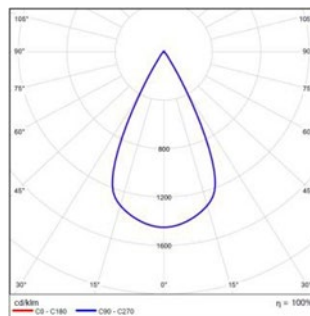
MODEL: AJL15FLM06-OF930
BEAM: 12°
ANGLE:
POWER: 8W
LUMENS: 183lm
CBCP: 2395cd
EFFICACY: 23lm/W



MODEL: AJL15FLM06-OF930
BEAM: 50°
ANGLE:
POWER: 8W
LUMENS: 291lm
CBCP: 424cd
EFFICACY: 36lm/W



MODEL: AJL15FLM12-OF930
BEAM: 12°
ANGLE:
POWER: 14W
LUMENS: 272lm
CBCP: 3187cd
EFFICACY: 19lm/W



MODEL: AJL15FLM12-OF930
BEAM ANGLE: 50°
ANGLE:
POWER: 14W
LUMENS: 425lm
CBCP: 616cd
EFFICACY: 30lm/W

SILO FOCUS - MODEL: AJL15FLM

J Track Luminaires

WAC ARCHITECTURAL

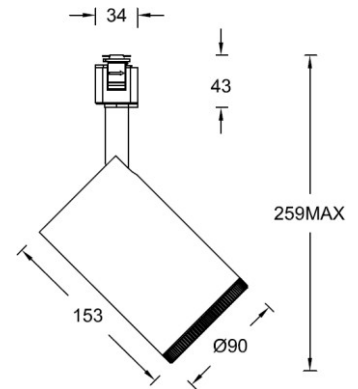
PROJECT:

TYPE:

Product Image



Line Drawing



Product Description

The SILO Focus series LED track spotlights are suitable for J single circuit track systems, with exquisite design and no visible heat sink. The lamp body is made of die-cast aluminum, with built-in flicker free driving appliances. It uses COB luminous modules, which can adjust the angle of light output infinitely and maintain the same external dimensions. It can provide key lighting or environmental lighting, and is widely used in various commercial spaces, exhibition halls, hotels, retail and other places.

Product Features

- Body Material: Aluminum alloy die-casting
- Optical System: Adjustable focus lens
- Finish: Static electricity powder coating
Black (BK), White (WT)
- Adjustable Angle: Horizontal 0~355° adjustment; Vertical 0~90° adjustment
- Accessories: Up to three optical accessories can be installed, and a maximum of one of each type of accessories can be added at the same time
- Certification: CCC
- IP Rating: IP20
- Insulation Level: Class I
- Operating Temperature: -20°C~40°C
- Net Weight: ≈ 1Kg without packing

Product Specifications

- LED Type: COB
- LED Power: 18W or 26W optional
- Source Lm: 2700K: 1550lm (18W) / 2270lm (26W)
3000K: 1700lm (18W) / 2500lm (26W)
4000K: 1820lm (18W) / 2670lm (26W)
5000K: 1950lm (18W) / 2870lm (26W)
- LED Lifetime: >50000h-L70 /B10-Ta25°C(LM-80/TM-21)
- CCT/CRI: 2700K/ 3000K/3500K/4000K/5000K, > Ra90
- LED Lifetime: >50000h-L70 /B10-Ta25°C(LM-80/TM-21)
- SDCM: 3 SDCM
- Input: 220V~240V AC / 50Hz
- Dimming: Built-in knob dimming (Dimming range 10%~100%), ON-OFF

Order Model

Model	LED	Dimming	Beam	CRI	CCT	Finish
AJL16F SILO Focus	LM18 COB 18W	O On-board	F 12~50°	9 90	27 2700K	WT White BK Black
	LM26 COB 26W	E Non-dimming			30 3000K	
					40 4000K	
					50 5000K	
AJL16F	LM18	O	F	9	30	WT

Example: AJL16FLM18-OAF930WT

WAC Lighting
www.waclighting.com (US)
www.waclighting.net (International)

Headquarters
44 Harbor Park Drive • Port Washington, NY
Phone (516) 515.5000 • Fax (516) 515.5050

WAC GROUP
TECHNOLOGY ILLUMINATED

SILO FOCUS - MODEL: AJL15FLM








J Track Luminaires

WAC ARCHITECTURAL

PROJECT:

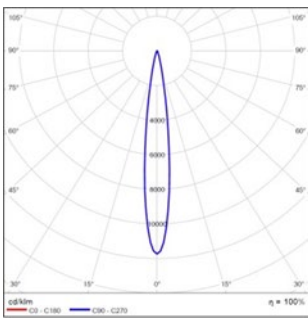
TYPE:

Accessory

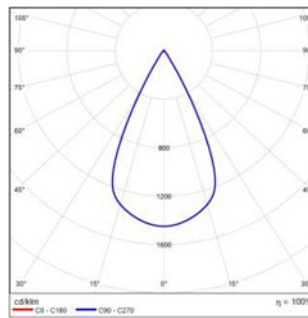
Class I accessories	Striped glass lenses ALENS-73-BEL-C 	Soft glass lenses ALENS-73-BSL 	Frosted glass lenses ALENS-73-FR 	Boundless bee grid grid ALENS-73-HCL-C 
Class II accessories	Anti-glare tubes ALENS-20-SNOOT 		Anti glare bee mesh grille ALENS-20-HCL 	
Class III accessories	Four-leaf shading ALENS-73-BD 			

Note: A maximum of one optical accessory can be installed. The accessories are not shipped from the factory and need to be ordered separately.

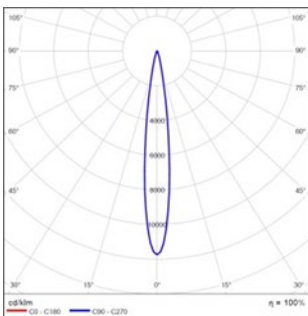
LIGHT DISTRIBUTION@3000K LUMINAIRE DATA



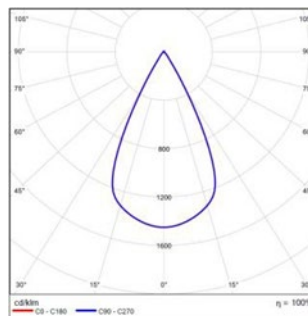
MODEL: AJL16FLM18-OF930
BEAM: 12°
ANGLE:
POWER: 21W
LUMENS: 319lm
CBCP: 4670cd
EFFICACY: 15lm/W



MODEL: AJL16FLM18-OF930
BEAM: 50°
ANGLE:
POWER: 21W
LUMENS: 463lm
CBCP: 489cd
EFFICACY: 22lm/W



MODEL: AJL16FLM26-OF930
BEAM: 12°
ANGLE:
POWER: 30W
LUMENS: 439lm
CBCP: 5859cd
EFFICACY: 15lm/W



MODEL: AJL16FLM26-OF930
BEAM ANGLE: 50°
ANGLE:
POWER: 30W
LUMENS: 639lm
CBCP: 952cd
EFFICACY: 21lm/W

SILO FOCUS - MODEL: AJL15FLM

J Track Luminaires

WAC ARCHITECTURAL

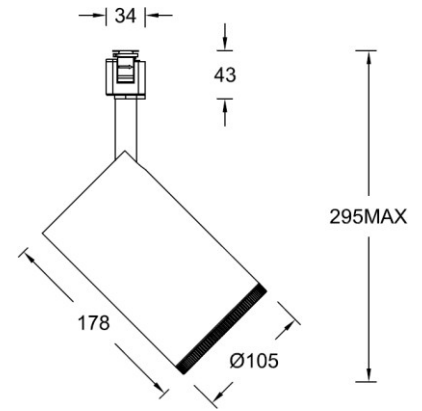
PROJECT:

TYPE:

Product Image



Line Drawing



Product Description

The SILO Focus series LED track spotlights are suitable for J single circuit track systems, with exquisite design and no visible heat sink. The lamp body is made of die-cast aluminum, with built-in flicker free driving appliances. It uses COB luminous modules, which can adjust the angle of light output infinitely and maintain the same external dimensions. It can provide key lighting or environmental lighting, and is widely used in various commercial spaces, exhibition halls, hotels, retail and other places.

Product Features

- Body Material: Aluminum alloy die-casting
- Optical System: Adjustable focus lens
- Finish: Static electricity powder coating
Black (BK), White (WT)
- Adjustable Angle: Horizontal 0~355° adjustment; Vertical 0~90° adjustment
- Accessories: Up to three optical accessories can be installed, and a maximum of one of each type of accessories can be added at the same time
- Certification: CCC
- IP Rating: IP20
- Insulation Level: Class I
- Operating Temperature: -20°C~40°C
- Net Weight: ≈ 1.4Kg without packing

Product Specifications

- LED Type: COB
- LED Power: 18W or 26W optional
- Source Lm: 3280lm(2700K)/3600lm(3000K)
3880lm(4000K)/4140lm(5000K)
- LED Lifetime: >50000h-L70 /B10-Ta25°C(LM-80/TM-21)
- CCT/CRI: 2700K/ 3000K/3500K/4000K/5000K, > Ra90
- LED Lifetime: >50000h-L70 /B10-Ta25°C(LM-80/TM-21)
- SDCM: 3 SDCM
- Input: 220V~240V AC / 50Hz
- Dimming: Built-in knob dimming (Dimming range 10%~100%), ON-OFF

Order Model

Model	LED	Dimming	Beam	CRI	CCT	Finish
AJL17F SILO Focus	LM34 COB 34W	O On-board E Non-dimming	F 12~50°	9 90	27 2700K	WT White BK Black
					30 3000K	
					40 4000K	
					50 5000K	
AJL16F	LM34	O	F	9	30	WT

Example: AJL17FLM34-OF930WT

WAC Lighting
www.waclighting.com (US)
www.waclighting.net (International)

Headquarters
44 Harbor Park Drive • Port Washington, NY
Phone (516) 515.5000 • Fax (516) 515.5050

WAC GROUP
TECHNOLOGY ILLUMINATED

WAC Lighting reserves the right to periodically design and update products. 2025-08-12

SILO FOCUS - MODEL: AJL15FLM








J Track Luminaires

WAC ARCHITECTURAL

PROJECT:

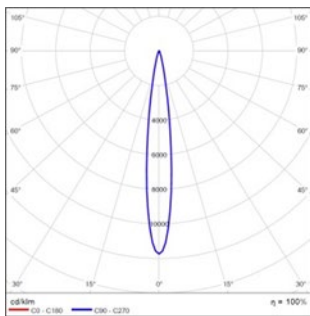
TYPE:

Accessory

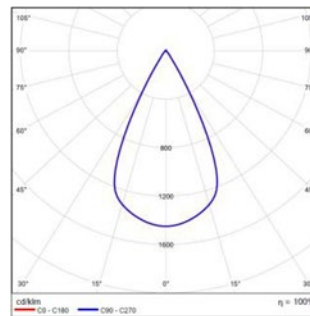
Class I accessories	Striped glass lenses ALENS-73-BEL-C 	Soft glass lenses ALENS-73-BSL 	Frosted glass lenses ALENS-73-FR 	Boundless bee grid grid ALENS-73-HCL-C 
Class II accessories	Anti-glare tubes ALENS-20-SNOOT 		Anti-glare bee mesh grille ALENS-20-HCL 	
Class III accessories	Four-leaf shading ATL-21-BD-SW 			

Note: A maximum of one optical accessory can be installed. The accessories are not shipped from the factory and need to be ordered separately.

LIGHT DISTRIBUTION@3000K LUMINAIRE DATA



MODEL: AJL17FLM34-OF930
BEAM: 12°
ANGLE: _____
POWER: 38W
LUMENS: 564lm
CBCP: 6780cd
EFFICACY: 15lm/W



MODEL: AJL17FLM34-OF930
BEAM: 50°
ANGLE: _____
POWER: 38W
LUMENS: 813lm
CBCP: 1205cd
EFFICACY: 21lm/W