

LIGNE PRO - MODEL: ALGAS6

Linear Luminaires

WAC ARCHITECTURAL

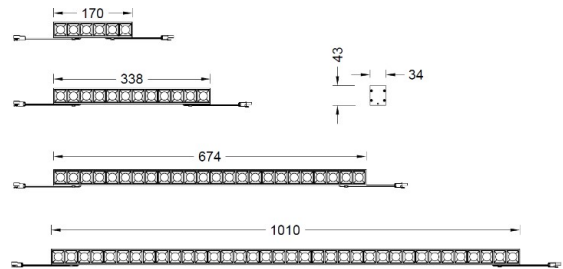
PROJECT:

TYPE:

Product Image



Line Drawing



Product Description

Ceilinged Graze, SUBROSA hidden light technology, multiple light distribution, DC24V input, end to end connection. It is suitable for linear wall washing in hotels and commercial public areas.

Product Features

- Body Material: Aluminum alloy extrusion lamp body
- Optical System: Lens+ SUBOROSA optical system
- Finish: Static electricity powder coating
- Direction of projection: /
- Accessories/Brackets: /
- Certification: CQC
- IP Rating: IP20
- Insulation Level: Class III
- Operating Temperature: -20°C~40°C

Product Specifications

- Cut-out: /
- Ceiling Thickness: /
- Shielding Angle: 35°
- LED Type: SMD LED
- Source Lm: 1600lm@18W/m; 2600lm@30W/m
- LED Lifetime: >50000h-L70 /B10-Ta25°C(LM-80/TM-21)
- CCT/CRI: 2700K / 3000K / 4000K, Ra90
- SDCM: 3 SDCM
- Input: 24V DC
- Dimming: The dimmer module is configured by the user
- Net Weight: About 1.3Kg/m, without packaging

Order Model

Model	Sys. Power	LED Num.	Length	Driver	Beam	CCT	Reflector	Finish
ALGAS6	18 18W/m	06 6 pcs	170mm	N No Driver	E 22°x44°	27 2700K	B	BK Black
Linear Graze	30 30W/m	12 12 pcs	338mm		1 16°	30 3000K	Black	WT White
A series		24 24 pcs	674mm		2 22°	40 4000K		
Surface mounting		36 36 pcs	1010mm		3 33° 4 44°			

Example: ALGAS6-3036N230BBK

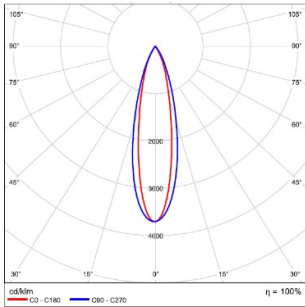
LIGNE PRO - MODEL: ALGAS6

Linear Luminaires

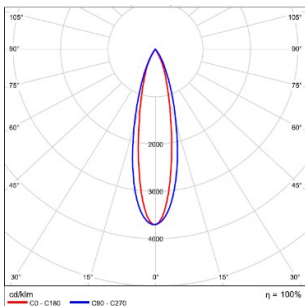
WAC ARCHITECTURAL

PROJECT:

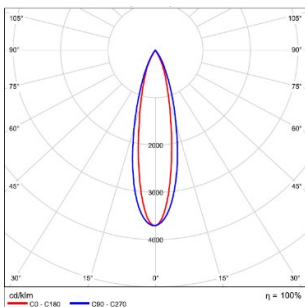
TYPE:



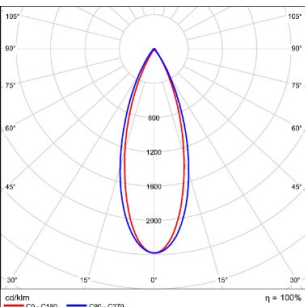
MODEL:	ALGAS6-1836NE30BBK	ALGAS6-3036NE30BBK
BEAM ANGLE:	22°X44°	22°X44°
POWER:	18 W/m	30 W/m
LUMENS:	1002lm	1566lm
CBCP:	2509cd	3920cd
EFFICACY:	56 lm/W	52 lm/W



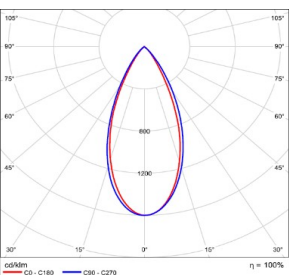
MODEL:	ALGAS6-1836N130BBK	ALGAS6-3036N130BBK
BEAM ANGLE:	16°	16°
POWER:	18 W/m	30 W/m
LUMENS:	1178lm	1840lm
CBCP:	5419cd	8467cd
EFFICACY:	65 lm/W	61 lm/W



MODEL:	ALGAS6-1836N230BBK	ALGAS6-3036N230BBK
BEAM ANGLE:	22°	22°
POWER:	18 W/m	30 W/m
LUMENS:	1210lm	1891lm
CBCP:	4489cd	7014cd
EFFICACY:	67 lm/W	63 lm/W



MODEL:	ALGAS6-1836N330BBK	ALGAS6-3036N330BBK
BEAM ANGLE:	33°	33°
POWER:	18 W/m	30 W/m
LUMENS:	1213 lm	1895 lm
CBCP:	2893 cd	4521 cd
EFFICACY:	67 lm/W	63 lm/W



MODEL:	ALGAS6-1836N430BBK	ALGAS6-3036NE30BBK
BEAM ANGLE:	44°	44°
POWER:	18 W/m	30 W/m
LUMENS:	940 lm	1469 lm
CBCP:	1507 cd	2354 cd
EFFICACY:	52 lm/W	49 lm/W