

LEDME - MODEL: AWLC35

Step Light

WAC ARCHITECTURAL


PROJECT:

TYPE:

Product Image

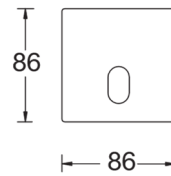


(ON-OFF)

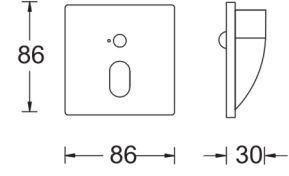


(Radar Sensor)

Line Drawing



(ON-OFF)



(Radar Sensor)

Product Description

GLOW II is an IP20 LED square recessed step light, compatible with standard 86 junction boxes. It offers excellent glare control with a micro-prismatic anti-glare diffuser, providing uniform light output. The trim/frame and diffuser can be swapped by hand without tools. Available in standard ON/OFF and sensor versions, it is typically installed near floor level for low-level night-time lighting, suitable for clubs, guest rooms and corridors.

Product Features

- Body Material: Aluminum alloy die-casting
- Optical System: Micro-prismatic anti-glare diffuser
- Finish: Static electricity powder coating
- Adjustable Angle: /
- Accessories: See attachments
- Certification: CCC
- IP Rating: IP20
- Insulation Level: Class I
- Operating Temperature: -20°C~40°C

Product Specifications

- Cut-out: Standard 86 junction boxes
- Shielding Angle: /
- LED Type: SMD
- Source Lm: 2700K: 1W 105lm;
3000K: 1W 115lm;
4000K: 1W 127lm.
- LED Lifetime: >36000h-L70 / B10-Ta25°C(LM-80 / TM-21)
- CCT/CRI: 2700K/3000K/4000K, CRI ≥ 90
- Input: 220V AC/50Hz
- Dimming: ON-OFF
Radar Sensor: detection angle 120°, detection Range 1–3 m; time delay 25–35s; photocell activation threshold: 15 lx.
- Net Weight: 0.2Kg without packing.

Order Model

Model	Size	Trim	LED	Driver	Beam	CCT	Reflector	Finish
AWLC Step Light	3 3'	5 Square Trim	LD01	E On-Off G Radar Sensing	W Wall Washer	27 2700K 30 3000K 40 4000K	B Black	WT White

Example: AWLC35-LD01E-W27BWT

LEDME - MODEL: AWLC35

Step Light

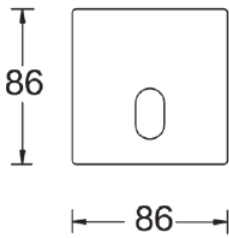
WAC ARCHITECTURAL

PROJECT:

TYPE:

Accessory

APART-WLB35-01WT
IP20 ON-OFF control panel



APART-WLB35-02WT
IP20 Sensor control panel

