

# OCULARC FOCUS - MODEL: APL5F4

Vertically Mounted Luminaire

WAC ARCHITECTURAL

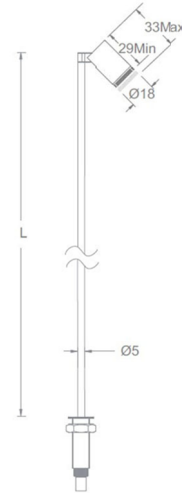
PROJECT:

TYPE:

## Product Image



## Line Drawing



## Product Description

The Ocularc Focus series pole mounted lamps have a flexible design and small size; Adopting WAC's leading SUBROSA dimming technology with a built-in 30 ° antiglare angle, achieving the ultimate antiglare effect; The beam angle can be infinitely adjusted to meet the needs of different application environments, and is widely used in exhibition cabinet spaces in museums and art galleries.

## Product Features

- Body Material: Aluminum alloy die-casting, Glass optical devices
- Optical System: Lens+ SUBROSA optical system
- Finish: Liquid paint, black (BK)
- Adjustable Angle: Horizontal 0°~360° tilt ; Vertical 0~90°tilt
- Accessories: /
- Certification: CQC
- IP Rating: IP20
- Insulation Level: Class III
- Operating Temperature: -20°C~40°C

## Product Specifications

- Cut-out: Ø13, Ceiling Thickness 1mm~30mm
- Lamp height: 20-400mm adjustable ("L" in the line drawing)
- LED Type: HP LED
- LED Power: 1W
- Source Lm: 3000K 105LM; 4000K 110LM
- LED Lifetime: >50000h-L70 /B10-Ta25°C(LM-80/TM-21)
- CCT/CRI: 2700K/3000K/3500K/4000K/5000K , Ra90
- SDCM: 3 SDCM (4000K 5SDCM)
- Input: constant current 350mA max (3VDC)
- Dimming: MTB power divider (1W) can be matched, See its specifications (order separately)
- Net Weight: 0.1Kg without packing

# OCULARC FOCUS - MODEL: APL5F4

Vertically Mounted Luminaire

WAC ARCHITECTURAL

PROJECT:

TYPE:

## Order Model

Model	LED	Dimming	Beam	CRI	CCT	Finish
<b>APL45F</b> Ocularc Focus	<b>LD01</b> LED 1W	<b>M</b> MTB Driver <b>N</b> Single Wire	<b>F</b> 10-40°	<b>9</b> 90 <b>A</b> 97	<b>30</b> 3000K <b>40</b> 4000K	<b>BK</b> Black
APL45F	LD01	M	F	9	30	BK

Example : APL45FLD01-MF930BK

## Accessory

### AMBT-CABLE-1000-BK

PL45FLD01-M Dedicated extension cable: used between MTB power splitter and PL45FLD01-M series display cabinet lighting fixtures, with a total length of 1m and quick connect plugs at both ends



Notes: APL45FLD01-M The length of the input wire for the original lighting fixture is about 0.5 meters.

The dedicated MTB power splitter and extension cable need to be ordered separately. (<http://www.waclighting.com.cn/products/detail/3147>).

### A4LD-350MA10D-LF-C

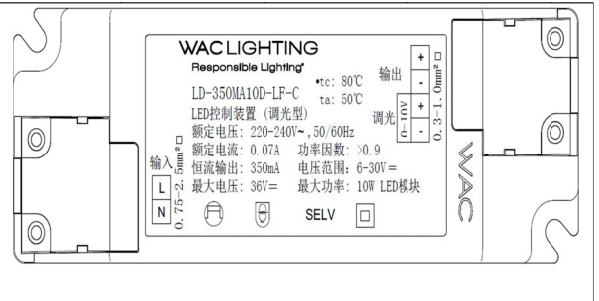
#### Special electrical appliances:

Input 220V~240V AC / 50Hz,

Output 350mA, 6-30V;

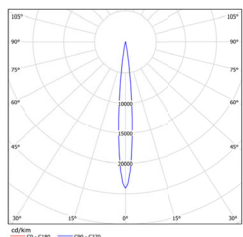
Supports 0-10V dimming and can drive 2-8 lighting fixtures (in series)

Dimensions (L \* W \* H): 121 \* 41 \* 22, mm

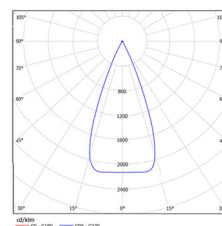


Note: The length of the input wire for the original APL45FLD01-N lamp is approximately 0.3 meters. APL45FL D01-N special electrical appliances need to be ordered separately, excluding cables.

## LIGHT DISTRIBUTION@3000K LUMINAIRE DATA



<b>MODEL:</b>	APL45FLD01-MF930(min)
<b>BEAM ANGLE:</b>	10°
<b>POWER:</b>	1W (Excluding electrical appliances)
<b>LUMENS:</b>	14lm
<b>CBCP:</b>	340cd
<b>EFFICACY:</b>	14lm/W



<b>MODEL:</b>	APL45FLD01-MF930 (max)
<b>BEAM ANGLE:</b>	10°
<b>POWER:</b>	1W (Excluding electrical appliances)
<b>LUMENS:</b>	37lm
<b>CBCP:</b>	78cd
<b>EFFICACY:</b>	37lm/W

WAC Lighting  
www.waclighting.com (US)  
www.waclighting.net (International)

Headquarters  
44 Harbor Park Drive • Port Washington, NY  
Phone (516) 515.5000 • Fax (516) 515.5050

WAC GROUP  
TECHNOLOGY ILLUMINATED

WAC Lighting reserves the right to periodically design and update products. 2025-08-12

# OCULARC FOCUS - MODEL: APL6F4

Vertically Mounted Luminaire

WAC ARCHITECTURAL

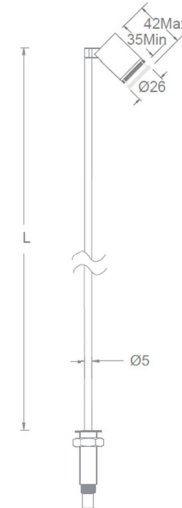
PROJECT:

TYPE:

## Product Image



## Line Drawing



## Product Description

The Ocularc Focus series pole mounted lamps have a flexible design and small size; Adopting WAC's leading SUBROSA dimming technology with a built-in 30 ° antiglare angle, achieving the ultimate antiglare effect; The beam angle can be infinitely adjusted to meet the needs of different application environments, and is widely used in exhibition cabinet spaces in museums and art galleries.

## Product Features

- Body Material: Aluminum alloy die-casting, Glass optical devices
- Optical System: Lens+ SUBOROSA optical system
- Finish: Liquid paint, black (BK)
- Adjustable Angle: Horizontal 0°~360° tilt ; Vertical 0~90° tilt
- Accessories: /
- Certification: CQC
- IP Rating: IP20
- Insulation Level: Class III
- Operating Temperature: -20°C~40°C

## Product Specifications

- Cut-out: Ø13, Ceiling Thickness 1mm~30mm
- Lamp height: 20-400mm adjustable ("L" in the line drawing)
- LED Type: HP LED
- LED Power: 3W
- Source Lm: 3000K 250LM; 4000K 265LM
- LED Lifetime: >50000h-L70 /B10-Ta25°C(LM-80/TM-21)
- CCT/CRI: 2700K/3000K/3500K/4000K/5000K , Ra90
- SDCM: 3 SDCM (4000K 5SDCM)
- Input: constant current 1050mA max (3VDC)
- Dimming: MTB power divider (3W) can be matched, See its specifications (order separately)
- Net Weight: 0.1Kg without packing

# OCULARC FOCUS - MODEL: APL6F4

Vertically Mounted Luminaire

WAC ARCHITECTURAL

PROJECT:

TYPE:

## Order Model

Model	LED	Dimming	Beam	CRI	CCT	Finish
<b>APL46F</b> Ocularc Focus	<b>LD03</b> LED 3W	<b>M</b> MTB Driver	<b>F</b> 10-40°	<b>9</b> 90	<b>30</b> 3000K	<b>BK</b> Black
		<b>N</b> Single Wire	<b>F</b> 8-40°	<b>A</b> 97	<b>40</b> 4000K	
APL46F	LD03	M	F	9	30	BK

Example : APL45FLD01-M-F930BK

## Accessory

### AMTB-CABLE-1000-BK

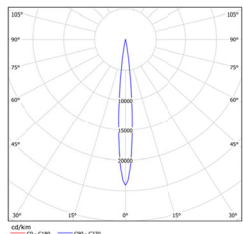
APL46FLD03-M Dedicated extension cable: used between MTB power splitter and APL46FLD03-M series display cabinet lighting fixtures, with a total length of 1m and quick connect plugs at both ends



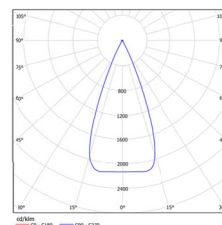
Notes: APL46FLD03-M The length of the input wire for the original lighting fixture is about 0.5 meters.

The dedicated MTB power splitter and extension cable need to be ordered separately. (<http://www.waclighting.com.cn/products/detail/3147>).

## LIGHT DISTRIBUTION@3000K LUMINAIRE DATA



<b>MODEL:</b>	APL46FLD03-MF930(min)
<b>BEAM ANGLE:</b>	6°
<b>POWER:</b>	3W (Excluding electrical appliances)
<b>LUMENS:</b>	44lm
<b>CBCP:</b>	2069cd
<b>EFFICACY:</b>	15lm/W



<b>MODEL:</b>	APL46FLD03-MF930 (max)4
<b>BEAM ANGLE:</b>	40°
<b>POWER:</b>	3W (Excluding electrical appliances)
<b>LUMENS:</b>	138lm
<b>CBCP:</b>	348cd
<b>EFFICACY:</b>	46lm/W