

ZIGGY - MODEL: ASL18
 Low-voltage Art Track Light(24V)

WAC ARCHITECTURAL


PROJECT:

TYPE:

Product Image



Line Drawing



Product Description

An ultra-slim 24V low-voltage linear luminaire designed for the WAC ZIGGY two-wire track system. Compact and discreet, it features WAC's advanced optical technology to deliver a uniform 40° beam. The housing can be fully recessed into the ultra-narrow art track, meeting the needs of different environments and widely used in museum and gallery display-case lighting.

Product Features

- Body Material: Aluminum alloy fixture body
- Optical System: Optical lens
- Finish: Anodizing, black (BK)
- Adjustable Angle: /
- Accessories: /
- Certification: CQC
- IP Rating: IP20
- Insulation Level: Class III
- Operating Temperature: -20°C~40°C

Product Specifications

- LED Type: SMD
- Light power: SL18SLD03(14*0.21W), SL18SLD07(14*0.5W)
- Source Lm: SL18SLD03: 3000K:330lm/4000K:350lm
SL18SLD07:3000K:710lm /4000K:730lm
- LED Lifetime: >50000h-L70 /B10-Ta25°C(LM-80/TM-21)
- CCT/CRI: 3000K/4000K, Optional Ra90/Ra97 (>Ra95)
- SDCM: 3 SDCM
- Input: 24V DC(Switching power supply frequency greater than 16KHz)
- Dimming: Supports system dimming, and a compatibility test with the project site shall be conducted in advance.
- Net Weight: About 0.1kg, without packaging

Order Model

Model	LED	Dimming	Beam	CRI	CCT	Finish
ASL18S ZIGGY	LD03 LED 3W	E Sys. Dimming①	4 40°	9 90	30 3000K	BK Black
	LD07 LED 7W			A 97	40 4000K	

Example: ASL18SLD03-E4930BK

Note: ①Supports system dimming and requires an external dimmable constant voltage device (dimming method is determined by the constant voltage device)

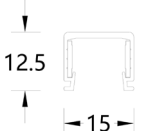
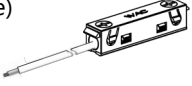

ZIGGY - MODEL: ASL18
 Low-voltage Art Track Light(24V)

WAC ARCHITECTURAL

PROJECT:

TYPE:

Accessories

<p>Low-voltage art track</p> <p>ASMT05M-BK-C 0.5m ASMT10M-BK-C 1.0m ASMT15M-BK-C 1.5m ASMT20M-BK-C 2.0m</p> 	<p>Track power supply terminal (with a 0.3m built-in wire) ASMIE-BK-C</p> 	<p>Flexible track connector (wire length: 3 cm) ASMI-BK-C</p> 
---------------------------------------------------------------------------------------------------------------------------------------------------------------------------------------------------------------------------------------------	---------------------------------------------------------------------------------------------------------------------------------------------------------------------------------------	----------------------------------------------------------------------------------------------------------------------------------------------------------------------------

Note: The low-voltage track adopts surface installation and comes with two end caps; If hanging installation is required for low-voltage tracks, please contact WAC.

System Dimming Wiring Diagram (Fixture Model: ASL45FLD01-E)

This circuit lighting fixture can support system dimming, and the wiring diagram is as follows (the dimming method is determined by the constant voltage electrical appliance). It is necessary to conduct dimming matching tests in advance.

