

AETHER

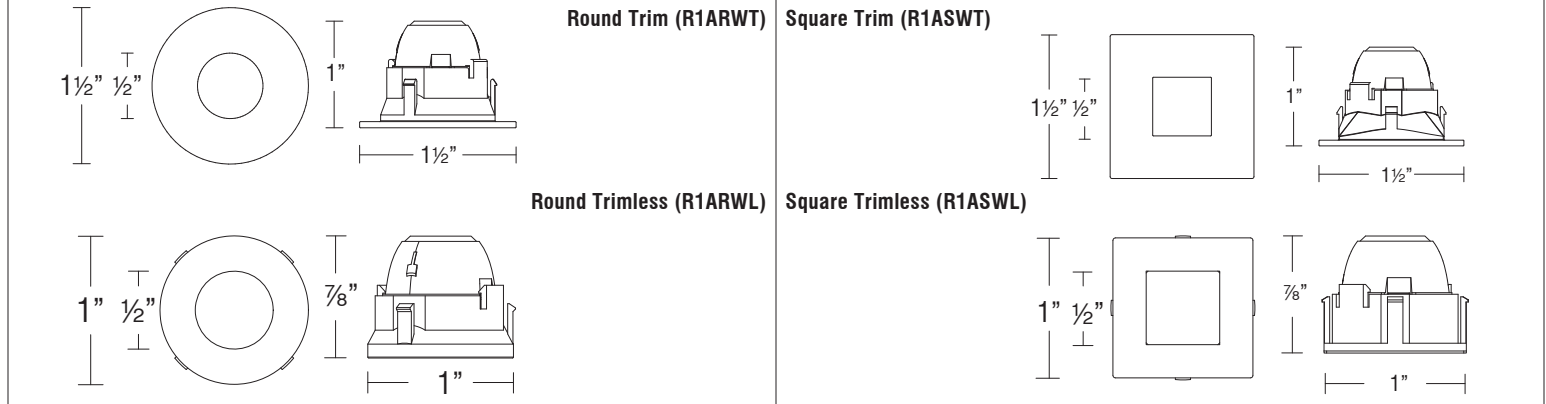
Atomic - Wall Wash

R1ARWT | R1ARWL | R1ASWT | R1ASWL

Fixture Type: _____
 Project: _____
 Catalog#: _____
 Location: _____



LINE DRAWING



PRODUCT DESCRIPTION

Minuscule and mighty, peerless and powerful, the new potent Aether Atomic launches into the light. An engineering recessed marvel for next generation futurists. Sublime and serviceable, it's an icon for the ages. Atomic breaks the mold with robust illumination from a diminutive aperture, for a clean, quiet ceiling.

SPECIFICATIONS

Construction:	Injection molded polycarbonate low glare trim
Mounting:	Heavy gauge retention clips support trim firmly Ceiling cut out (Round): Trim \varnothing 1 1/4" \bigcirc Trimless \varnothing 1 1/4" \bigcirc Ceiling cut out (Square): Trim 1 1/4" x 1 1/4" \square Trimless 1 1/4" x 1 1/4" \square Accommodates 1/2" - 2" ceiling thickness
Light Source:	High output 3-step Mac Adam Ellipse COB Rated life of 50,000 hours at L70
Input:	Universal 120-277V AC, 50/60 Hz
Dimming:	ELV, TRIAC, and 0-10V: 100 - 1%
Maximum Delivered Output:	Up to 661 lm (Square Asymmetric, 4000K)
Operating Temperature:	-4°F to 104°F (-20°C to 40°C)
Standards:	ETL & cETL, IC rated Airtight, Title 24 JA8 Compliant
Warranty:	5 year WAC Lighting guaranteed warranty

BEAM ANGLES



FINISHES



Model	Beam	Lumens	CBCP	Color Temp	CRI
		Ref Output*			
R1ARWT Round Trim	A Asym	530	N/A	927 - 2700K	90
R1ARWL Round Trimless					
R1ASWT Square Trim					
R1ASWL Square Trimless					
	Round	580	N/A	930 - 3000K	
	Square			935 - 3500K	
				940 - 4000K	

Lumens and CBCP are reference values for fixtures set to 3000K Color Temperature. Refer to Multiplier Table in Performance Data to determine other outputs.

AETHER

Atomic - Wall Wash

R1ARWT | R1ARWL | R1ASWT | R1ASWL

Fixture Type: _____
 Project: _____
 Catalog#: _____
 Location: _____

ORDERING INFORMATION

CONFIGURATION TABLE	
Model & Power	Finishes
R1ARWT	BK - BLACK
R1ASWT	WT - WHITE
R1ARWL	
R1ASWL	

R1A__ - ____

Example: R1ARWT-BKWT

HOUSINGS (Required)		
Model	Power	Color Temperature & CRI
IC-Rated, Airtight Round Trim R1ARNT	11W	927 - 2700K - 90
		930 - 3000K - 90
		935 - 3500K - 90
		940 - 4000K - 90
IC-Rated, Airtight Square Trim R1ASNT	11W	927 - 2700K - 90
		930 - 3000K - 90
		935 - 3500K - 90
		940 - 4000K - 90
IC-Rated, Airtight Round Trimless R1ARRL	11W	927 - 2700K - 90
		930 - 3000K - 90
		935 - 3500K - 90
		940 - 4000K - 90
IC-Rated, Airtight Square Trimless R1ASRL	11W	927 - 2700K - 90
		930 - 3000K - 90
		935 - 3500K - 90
		940 - 4000K - 90

R1A__ - ____

Example: R1ARRL-927

POWER SUPPLIES (Required)		
Model	Input	Output
PS-0600A-UR1	120V-277V	1 Channel UL Class 2
PS-0600A-UR6	120V-277V	6 Channels UL Class 2

PS-0600A-UR_

Example: PS-0600A-UR1

Accessories	
Model	Description
R1A-TOOL	Service tool for removing trim and light engine

AETHER

Atomic - Wall Wash

R1ARWT | R1ARWL | R1ASWT | R1ASWL

Fixture Type: _____

Project: _____

Catalog#: _____

Location: _____

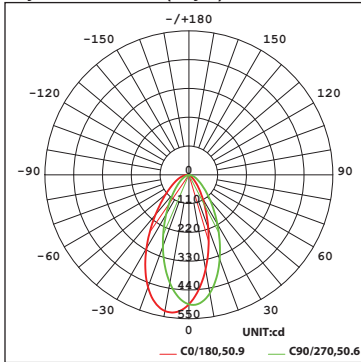
PERFORMANCE DATA

Polar Candela Distribution Charts

Samples shown with a 11W trim fixture with a Black finished reflector set to 3000K.

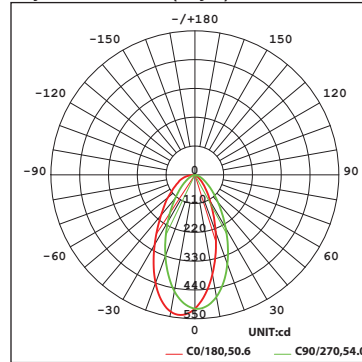
ROUND

Asymmetric Beam (Asym) - Trim

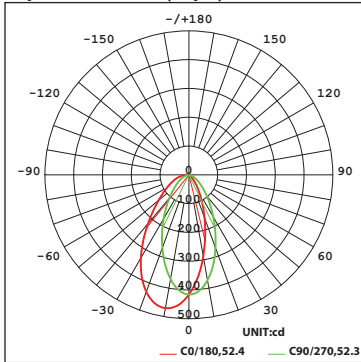


SQUARE

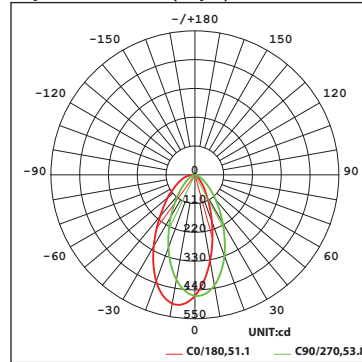
Asymmetric Beam (Asym) - Trim



Asymmetric Beam (Asym) - Trimless



Asymmetric Beam (Asym) - Trimless



AETHER

Atomic - Wall Wash

R1ARWT | R1ARWL | R1ASWT | R1ASWL

Fixture Type: _____

Project: _____

Catalog#: _____

Location: _____

PERFORMANCE DATA

Unified Glare Rating (UGR) Table

UGR values shown are calculated for a Round Trim fixture with an Asymmetric beam (Asym) optic at 3000K and 90 CRI. General performance of other beam angles shown below.

ceiling/cavity	0.7	0.7	0.5	0.5	0.3	0.7	0.7	0.5	0.5	0.3	
walls	0.5	0.3	0.5	0.3	0.3	0.5	0.3	0.5	0.3	0.3	
working plane	0.2	0.2	0.2	0.2	0.2	0.2	0.2	0.2	0.2	0.2	
Room dimensions	Viewed crosswise					Viewed endwise					
x = 2H y = 2H	14.4	15.6	14.6	15.7	15.9	11.6	12.7	11.8	12.9	13.1	
3H	15.5	16.5	15.7	16.8	17.0	11.9	13.0	12.2	13.2	13.4	
4H	16.0	17.0	16.3	17.2	17.5	11.9	12.9	12.2	13.2	13.4	
6H	16.4	17.4	16.7	17.6	17.9	11.8	12.8	12.2	13.1	13.3	
8H	16.6	17.5	16.9	17.8	18.0	11.8	12.7	12.1	13.0	13.3	
12H	16.7	17.6	17.1	17.9	18.2	11.7	12.6	12.1	12.9	13.2	
4H	2H	14.6	15.6	14.9	15.8	16.1	12.3	13.3	12.6	13.5	13.8
3H	15.9	16.8	16.2	17.0	17.3	12.9	13.8	13.2	14.1	14.4	
4H	16.5	17.3	16.9	17.7	18.0	13.0	13.8	13.4	14.1	14.4	
6H	17.1	17.8	17.5	18.2	18.5	13.0	13.7	13.4	14.0	14.4	
8H	17.4	18.0	17.8	18.4	18.8	12.9	13.6	13.3	14.0	14.3	
12H	17.6	18.2	18.0	18.6	19.0	12.9	13.5	13.3	13.9	14.3	
8H	4H	16.6	17.3	17.0	17.6	18.0	13.4	14.1	13.8	14.4	14.8
6H	17.3	17.9	17.7	18.3	18.7	13.5	14.1	14.0	14.5	14.9	
8H	17.7	18.1	18.1	18.6	19.0	13.5	14.0	14.0	14.4	14.9	
12H	18.0	18.4	18.5	18.9	19.4	13.5	13.9	14.0	14.4	14.9	
12H	4H	16.6	17.2	17.0	17.6	18.0	13.5	14.1	13.9	14.5	14.9
6H	17.3	17.8	17.8	18.2	18.7	13.7	14.1	14.1	14.6	15.0	
8H	17.7	18.1	18.2	18.6	19.0	13.7	14.1	14.2	14.6	15.1	

Round Fixture	Angle	UGR Range
R1ARWT - Trim	Asym	≤19
R1ARWL - Trimless	Asym	≤22

Square Fixture	Angle	UGR Range
R1ASWT - Trim	Asym	≤21
R1ASWL - Trimless	Asym	≤21

Lumens and CBCP Multiplier Table

Use the below table to determine lumens and CBCP values for the combinations of power, color temperature, and CRI values.

Color Temperature			
2700K	3000K	3500K	4000K
0.93	1.00	1.07	1.14