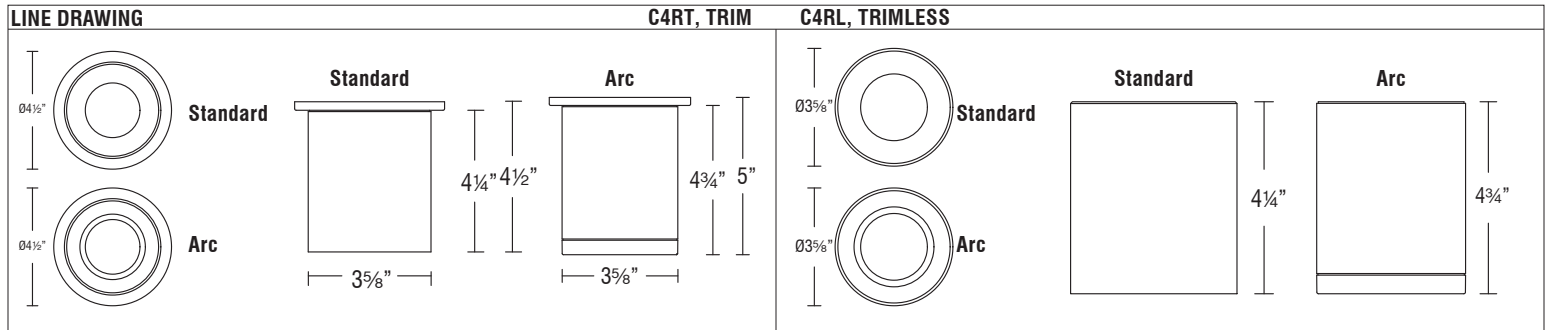


Zoron

Round - 4" Ceiling Mount

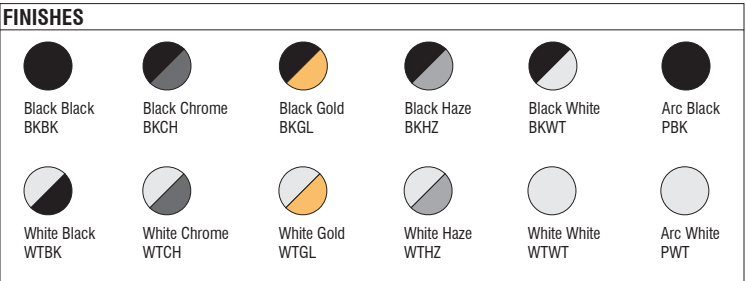
C4RT | C4RL

Fixture Type: _____
 Project: _____
 Catalog#: _____
 Location: _____




PRODUCT DESCRIPTION
 The Zoron series combines sleek aesthetics with exceptional performance. Compact and stylish enough for residential applications, yet powerful enough to be used commercially. With built-in color temperature selection and the option to be used either indoors or out, Zoron adapts to any setting. Regressed trims and specialized TIR optics provide both aesthetic appeal and glare control, making Zoron the perfect blend of form and function.

SPECIFICATIONS	
Construction:	Durable die-cast aluminum construction
Mounting:	Ceiling mounted
Light Source:	High output 3-step Mac Adam Ellipse COB Rated life of 50,000 hours at L70
Input:	Universal 120-277V AC 50/60 Hz
Power:	15W
Dimming:	ELV, 0-10V, TRIAC : 100 - 5%
Maximum Delivered Intensity:	Up to 3585 cd (Arc Trim, Narrow Flood 25°, 5000K)
Maximum Delivered Output:	Up to 1325 lm (Standard, Flood 45°, 5000K)
Operating Temperature:	-13°F to 122°F (-25°C to 50°C)
Standards:	IP65 rated, ETL & cETL Wet location listed Title 24 JA8 Compliant
Warranty:	5 year WAC Lighting guaranteed warranty



Model	Beam	Color Temp	CRI	Lumens Ref Output*	CBCP	Efficacy (lm/W)
C4RT Standard C4RL Trim	N 25°	2700K	90	1015	2985	68
		3000K		1060	3310	71
		3500K		1100	3235	73
		4000K		1130	3330	75
		5000K		1185	3485	79
C4RT Arc Trim C4RL Arc Trim	F 45°	2700K	90	1135	1945	76
		3000K		1180	2025	79
		3500K		1230	2105	82
		4000K		1265	2165	84
		5000K		1325	2265	88
C4RT Standard C4RL Trim	N 25°	2700K	90	910	3075	61
		3000K		945	3200	63
		3500K		985	3330	66
		4000K		1010	3425	67
		5000K		1060	3585	71
C4RT Arc Trim C4RL Arc Trim	F 45°	2700K	90	1065	1950	71
		3000K		1110	2035	74
		3500K		1150	2115	77
		4000K		1185	2175	79
		5000K		1240	2275	83



Zoron

Round - 4" Ceiling Mount

C4RT | C4RL

Fixture Type: _____

Project: _____

Catalog#: _____

Location: _____

ORDERING INFORMATION

CONFIGURATION TABLE				
Model & Power	Beam	Color Temperature & CRI	Housing Finish	Trim Finish
C4RT (TRIM)	N - 25°	CS - 5 CCT SWITCH	BK - BLACK	CH - CHROME
C4RL (TRIMLESS)	F - 45°		WT - WHITE	GL - GOLD
			PBK - ARC BLACK	HZ - HAZE
			PWT - ARC WHITE	WT - WHITE

C4R_ _ **CS**- _____

Example: C4RT-NCS-WTHZ

C4RT-NCS-PBK

ORDERING NOTES

- Arc Trim fixtures can only be ordered with the finishes Arc Black (PBK) and Arc White (PWT). These finishes cannot be ordered with a trim finish.

Zoron

Round - 4" Ceiling Mount

C4RT | C4RL

Fixture Type: _____

Project: _____

Catalog#: _____

Location: _____

FEATURES

<p>Optics:</p> <ul style="list-style-type: none"> • High lumen output at five different CCT/CRI combinations that are controlled with a 5 CCT switch • Low glare regressed trim with a 25° shielding angle 	<p>Construction:</p> <ul style="list-style-type: none"> • IP65 wet location listed • Driver concealed within fixture body
<p>LED:</p> <ul style="list-style-type: none"> • High output integrated LED with a 3-step Mac Adam ellipse • Rated operational life of 50,000 hours at L70 (LED maintains 70% of its initial delivered lumens when brand new for 50,000 hours of use.) 	<p>Trim and Reflector:</p> <ul style="list-style-type: none"> • Available in 25° and 45° beam angles
<p>Electrical:</p> <ul style="list-style-type: none"> • Available in a 15W power level 	<p>Installation:</p> <ul style="list-style-type: none"> • Mounting plate secures the fixture to the applicable junction box • Suitable for indoor and outdoor applicat
<p>Dimming:</p> <ul style="list-style-type: none"> • Electronic Low Voltage (ELV), TRIAC, and 0-10V dimming are available • ELV, TRIAC, and 0-10V dimming are capable of a range of 100 - 5% 	<p>Warranty:</p> <ul style="list-style-type: none"> • WAC Architectural limited warranty up to 5 years • Full warranty found at: wacighting.com/warranty
<p>Notes:</p> <ul style="list-style-type: none"> • The White and Black finishes on the body are electrostatically powder coated • The trim finishes of Black, Chrome, Gold, Haze, and White are all injection molded polycarbonate. 	

Zoron

Round - 4" Ceiling Mount

C4RT | C4RL

Fixture Type: _____

Project: _____

Catalog#: _____

Location: _____

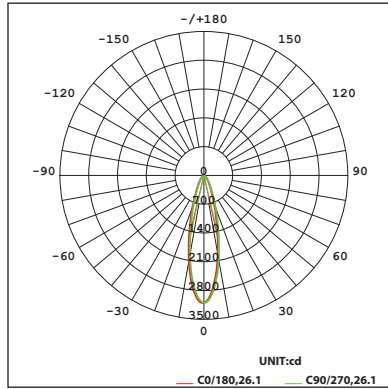
PERFORMANCE DATA

Polar Candela Distribution Charts

Samples shown with a 15W fixture set to 3000K and 90 CRI.

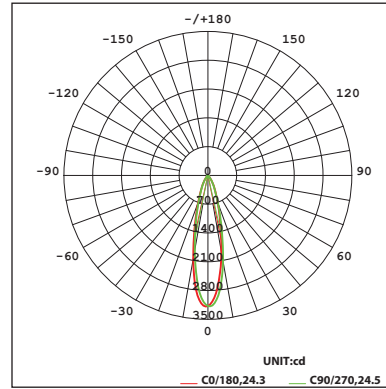
Standard Trim

Narrow Flood Beam: 25° Beam

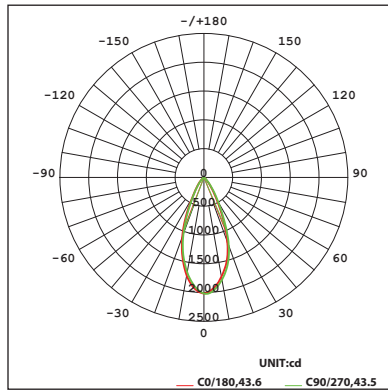


Arc Trim

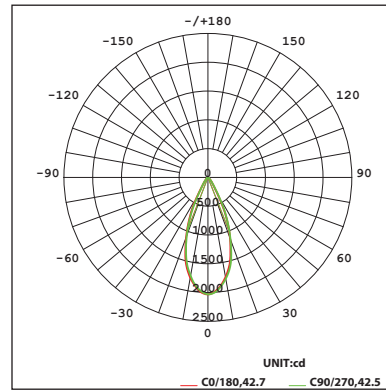
Narrow Flood Beam: 25° Beam



Flood Beam: 45° Beam



Flood Beam: 45° Beam



Zoron

Round - 4" Ceiling Mount

C4RT | C4RL

Fixture Type: _____

Project: _____

Catalog#: _____

Location: _____

PERFORMANCE DATA

Unified Glare Rating (UGR) Table

UGR values shown are calculated for a Standard Trim Narrow Flood Beam (25°) optic at 3000K and 90 CRI. General performance of other beam angles shown below.

ceiling/cavity	0.7	0.7	0.5	0.5	0.3	0.7	0.7	0.5	0.5	0.3
walls	0.5	0.3	0.5	0.3	0.3	0.5	0.3	0.5	0.3	0.3
working plane	0.2	0.2	0.2	0.2	0.2	0.2	0.2	0.2	0.2	0.2
Room dimensions	Viewed crosswise					Viewed endwise				
x = 2H y = 2H	16.3	17.1	16.5	17.3	17.4	15.9	16.8	16.1	16.9	17.1
3H	16.3	17.1	16.5	17.3	17.5	15.9	16.7	16.2	16.9	17.1
4H	16.3	17.0	16.5	17.2	17.4	15.9	16.7	16.2	16.9	17.1
6H	16.2	16.9	16.5	17.2	17.4	15.9	16.6	16.2	16.9	17.1
8H	16.2	16.9	16.5	17.1	17.4	15.9	16.6	16.2	16.8	17.1
12H	16.2	16.8	16.5	17.1	17.4	15.9	16.5	16.2	16.8	17.0
4H	16.2	16.9	16.4	17.1	17.4	15.8	16.6	16.1	16.8	17.0
3H	16.2	16.9	16.5	17.1	17.4	15.9	16.6	16.2	16.8	17.1
4H	16.2	16.8	16.6	17.1	17.4	15.9	16.5	16.3	16.8	17.1
6H	16.2	16.7	16.6	17.1	17.4	15.9	16.5	16.3	16.8	17.1
8H	16.2	16.7	16.6	17.0	17.4	15.9	16.4	16.3	16.8	17.1
12H	16.2	16.6	16.6	17.0	17.4	15.9	16.3	16.3	16.7	17.1
8H	16.1	16.6	16.5	17.0	17.3	15.9	16.3	16.2	16.7	17.1
6H	16.2	16.6	16.6	17.0	17.4	15.9	16.3	16.3	16.7	17.1
8H	16.2	16.5	16.6	16.9	17.4	15.9	16.2	16.3	16.7	17.1
12H	16.1	16.4	16.6	16.9	17.4	15.9	16.2	16.3	16.6	17.1
12H	16.1	16.5	16.5	16.9	17.3	15.8	16.3	16.2	16.6	17.0
6H	16.1	16.5	16.6	16.9	17.3	15.8	16.2	16.3	16.6	17.1
8H	16.1	16.4	16.6	16.9	17.3	15.9	16.2	16.3	16.6	17.1

Beam - Standard	Angle	UGR Range
Narrow Flood	25°	≤18
Flood	45°	≤17

Beam - Arc Trim	Angle	UGR Range
Narrow Flood	25°	≤22
Flood	45°	≤21