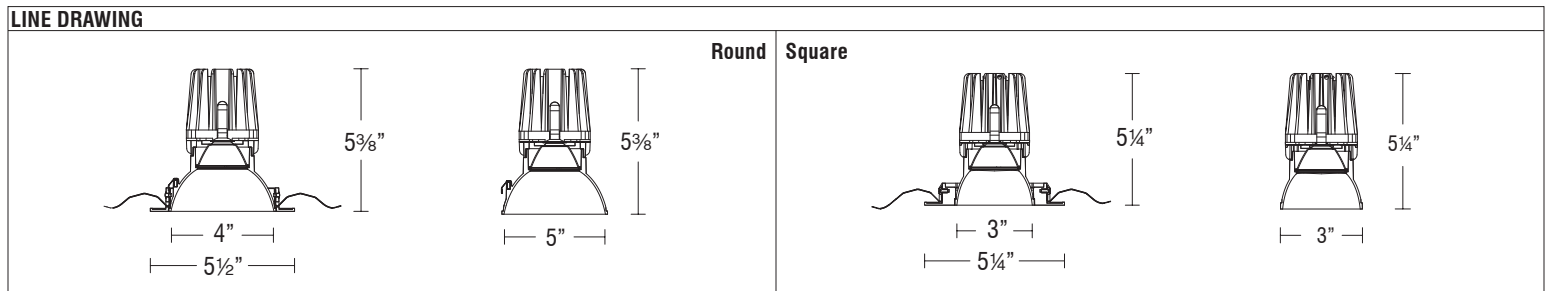


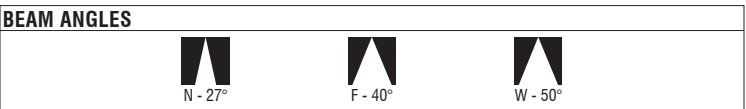
FQ 4" Downlight

R4FRDT | R4FRDL | R4FSDT | R4FSDL

Fixture Type: _____
 Project: _____
 Catalog#: _____
 Location: _____



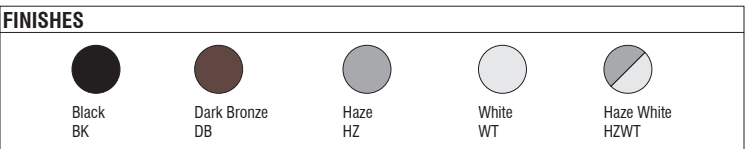
PRODUCT DESCRIPTION
 The FQ Recessed series offers a complete line of high performance LED luminaires that provide outstanding functionality and quality. The FQ series features superlative glare control with 30° shielding, 45° vertical tilting, and uniform floor-to-ceiling wall washing. Multiple power level options and a full line of round and square, trimmed and trimless luminaires offer versatile solutions for various lighting applications. Easy to order, install, and service.



SPECIFICATIONS

Construction: Two piece die-cast construction

Mounting: Heavy gauge retention clips support trim firmly
 Ceiling cut out (Round): Trim Ø 4 3/4" ○
 Trimless Ø 4 3/4" ○
 Ceiling cut out (Square): Trim 4 3/4" x 4 3/4" □
 Trimless 4 3/4" x 4 3/4" □
 Accommodates 1/2" - 1" ceiling thickness



Light Source: High output 3-step Mac Adam Ellipse COB
 Rated life of 50,000 hours at L70

Input: Universal 120-277V AC, 50/60 Hz

Dimming: ELV, TRIAC, 0-10V: 100 - 1%

Maximum Delivered Intensity: Up to 6,736 cd (Round Narrow 27°, 28W, 4000K, CRI 90)

Maximum Delivered Output: Up to 2,645 lm (Round Narrow 27°, 28W, 4000K, CRI 90)

Operating Temperature: -4°F to 104°F (-20°C to 40°C)

Standards: ETL & cETL Wet location listed, Energy Star 2.0, Title 24 JA8 Compliant

Warranty: 5 year WAC Lighting guaranteed warranty

Model	Beam	Lumens Ref Output*	CBCP Ref Output*	Color Temp	CRI
R4FRDT Round Trim	N 27°	Round 2495	6355	927 - 2700K	90
R4FRDL Round Trimless		Square 2445	6110		
R4FSDT Square Trim	F 40°	Round 2450	3920	930 - 3000K	
R4FSDL Square Trimless		Square 2385	3780		
	W 50°	Round 2480	3495	940 - 4000K	
		Square 2385	3245		

Lumens and CBCP are reference values for a trim fixture with 4 housing set to 3000K Color Temperature. Refer to Multiplier Table in Performance Data to determine other outputs.



FQ

4" Downlight

R4FRDT | R4FRDL | R4FSDT | R4FSDL

Fixture Type: _____

Project: _____

Catalog#: _____

Location: _____

ORDERING INFORMATION

CONFIGURATION TABLE		
Model & Power	Color Temperature & CRI	Reflector Finish
R4FRDT	927 - 2700K - 90	BK - BLACK
R4FRDL	930 - 3000K - 90	DB - DARK BRONZE
R4FSDT	935 - 3500K - 90	HZ - HAZE
R4FSDL	940 - 4000K - 90	HZWT - HAZE/WHITE WT - WHITE

R4FRDT-__-__

Example: R4FRDT-930-WT

Flood beam (F - 40°) reflector comes pre-installed. All three reflector options (N-27°, F-40°, and W-50°) are included.

ACCESSORIES	
LENS-16-HCM	<i>Honeycomb Louver</i>
LENS-16P-CRL-BK	<i>Cross Louver</i>
LENS-16AMB	<i>Amber Lens</i>
LENS-16RED	<i>Red Lens</i>
LENS-16BLU	<i>Blue Lens</i>
LENS-16GRN	<i>Green Lens</i>
LENS-16SPR	<i>Spread Lens</i>
LENS-16BEL	<i>Beam Elongating Lens</i>

ORDERING NOTES

1. The "Haze/White" finish is only available on trimmed fixtures (R4FRDT, R4FSDT).
2. The "Haze" finish is only available on trimless fixtures (R4FRDL, R4FSDL).

Fixture Type: _____

Project: _____

Catalog#: _____

Location: _____

ORDERING INFORMATION

Housings	Model	Power	Rating	Emergency Backup*
New Construction Airtight Trimmed Round & Square	R4FBNT	1 13W	IC, SPCL	EM <i>Optional</i>
		2 19W	IC, SPCL	
		3 25W	IC, SPCL	
		4 28W	Non-IC	
New Construction Airtight Trimless Round	R4FRNL	1 13W	IC, SPCL	N/A
		2 19W	IC, SPCL	
		3 25W	IC, SPCL	
		4 28W	Non-IC	
New Construction Airtight Trimless Square	R4FSNL	1 13W	IC, SPCL	N/A
		2 19W	IC, SPCL	
		3 25W	IC, SPCL	
		4 28W	Non-IC	
New Construction Frame-In Trimmed Round & Square	R4FBFT	1 13W	Non-IC	EM <i>Optional</i>
		2 19W	Non-IC	
		3 25W	Non-IC	
		4 28W	Non-IC	
New Construction Frame-In Trimless Round	R4FRFL	1 13W	Non-IC	N/A
		2 19W	Non-IC	
		3 25W	Non-IC	
		4 28W	Non-IC	
New Construction Frame-In Trimless Square	R4FSFL	1 13W	Non-IC	N/A
		2 19W	Non-IC	
		3 25W	Non-IC	
		4 28W	Non-IC	
Remodel Housing Trimless - Round	R4FRRL	1 13W	Non-IC	N/A
		2 19W	Non-IC	
		3 25W	Non-IC	
		4 28W	Non-IC	
Remodel Housing Trimless - Square	R4FSRL	1 13W	Non-IC	N/A
		2 19W	Non-IC	
		3 25W	Non-IC	
		4 28W	Non-IC	
Remodel Housing Trimmed	R4FBRT	1 13W	Non-IC	N/A
		2 19W	Non-IC	
		3 25W	Non-IC	
		4 28W	Non-IC	
Remodel Housing Trimmed	R4FBR2T	1 13W	IC	N/A

R4F - - -
 Example: R4FBNT-1 or R4FBNT-1-EM
 *EM option is not SPCL rated

FQ 4" Downlight

R4FRDT | R4FRDL | R4FSDT | R4FSDL

Fixture Type: _____
 Project: _____
 Catalog#: _____
 Location: _____

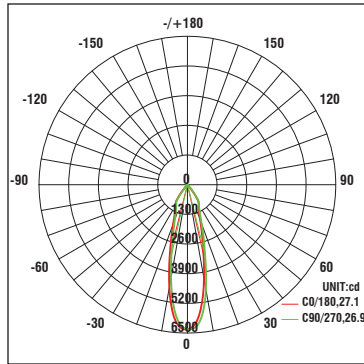
PERFORMANCE DATA

Polar Candela Distribution Charts

Samples shown from a trim fixture with 4 housing set to 3000K.

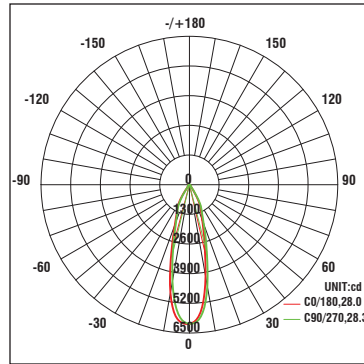
ROUND

Narrow Flood Beam: 27° Beam

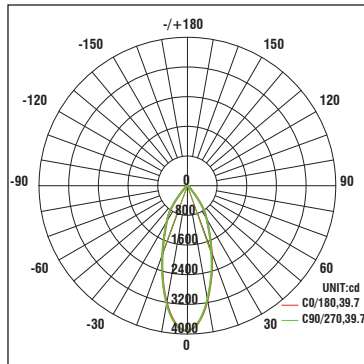


SQUARE

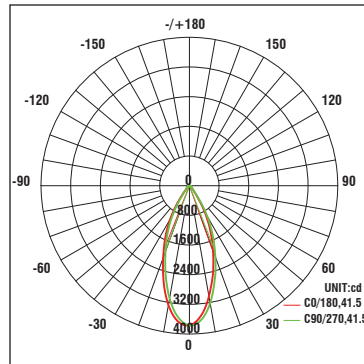
Narrow Flood Beam: 27° Beam



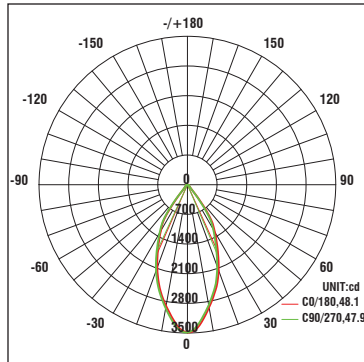
Flood Beam: 40° Beam



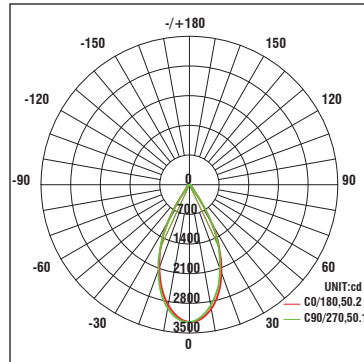
Flood Beam: 40° Beam



Wide Flood Beam: 50° Beam



Wide Flood Beam: 50° Beam



FQ
4" Downlight

R4FRDT | R4FRDL | R4FSDT | R4FSDL

Fixture Type: _____
 Project: _____
 Catalog#: _____
 Location: _____

PERFORMANCE DATA

Unified Glare Rating (UGR) Table

UGR values shown are calculated for a fixture with 4 housing at 3000K and 90 CRI.

Round Fixture	Angle	UGR Range	Square Fixture	Angle	UGR Range
Narrow Flood	27°	≤ 14	Narrow Flood	27°	≤ 14
Flood	40°	≤ 15	Flood	40°	≤ 15
Wide Flood	50°	≤ 15	Wide Flood	50°	≤ 14

Lumens and CBCP Multiplier Table

Use the below table to determine lumens and CBCP values for the combinations of power, color temperature, and CRI values.

Multiplier		Color Temperature			
		927	930	935	940
HOUSING	4	0.95	1.00	1.02	1.06
	3	0.84	0.88	0.90	0.93
	2	0.65	0.68	0.70	0.72
	1	0.45	0.47	0.48	0.50