

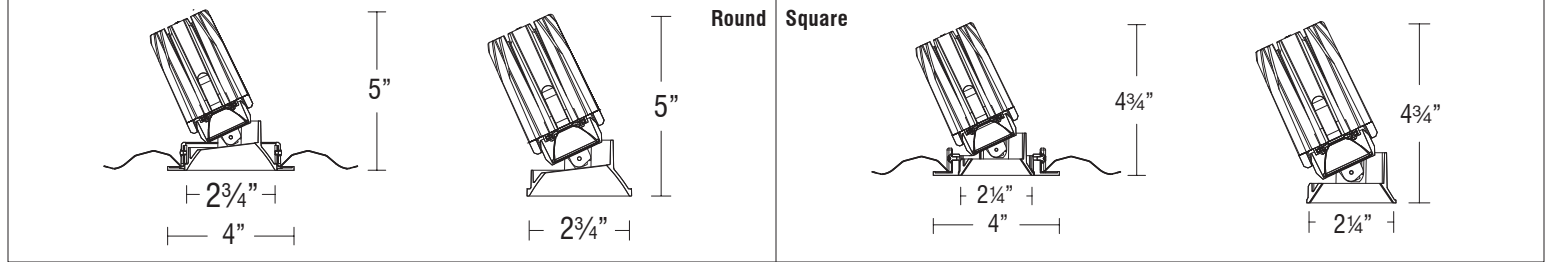
FQ 2" Adjustable

R2FRAT | R2FRAL | R2FSAT | R2FSAL

Fixture Type: _____
 Project: _____
 Catalog#: _____
 Location: _____



LINE DRAWING



PRODUCT DESCRIPTION

The FQ Recessed series offers a complete line of high performance LED luminaires that provide outstanding functionality and quality. The FQ series features superlative glare control with 30° shielding, 35° vertical tilting, and uniform floor-to-ceiling wall washing. Multiple power level options and a full line of round and square, trimmed and trimless luminaires offer versatile solutions for various lighting applications. Easy to order, install, and service.

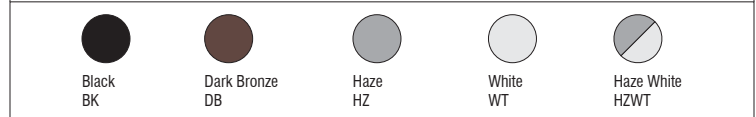
SPECIFICATIONS

Construction:	Durable die-cast aluminum construction
Mounting:	Heavy gauge retention clips support trim firmly Ceiling cut out (Round): Trim \varnothing 3 1/2" \bigcirc Trimless \varnothing 3 1/2" \bigcirc Ceiling cut out (Square): Trim 3 1/2" x 3 1/2" \square Trimless 3 1/2" x 3 1/2" \square Accommodates 1/2" - 1" ceiling thickness
Light Source:	High output 3-step Mac Adam Ellipse COB Rated life of 50,000 hours at L70
Input:	Universal 120-277V AC, 50/60 Hz
Dimming:	ELV, TRIAC, 0-10V: 100 - 1%
Maximum Delivered Intensity:	Up to 5,046 cd (Round Narrow Flood 25°, 25W, 4000K, CRI 90)
Maximum Delivered Output:	Up to 1,945 lm (Square Narrow Flood 25°, 25W, 4000K, CRI 90)
Operating Temperature:	-4°F to 104°F (-20°C to 40°C)
Standards:	ETL & cETL Damp location listed, Energy Star 2.0, Title 24 JA8 Compliant
Warranty:	5 year WAC Lighting guaranteed warranty

BEAM ANGLES



FINISHES



Model	Beam	Lumens	CBCP Ref Output*
R2FRAT Round Trim	N 25° Round	1825	4760
	N 25° Square	1835	4725
R2FRAL Round Trimless	F 40° Round	1785	3055
	F 40° Square	1820	3075
R2FSAT Square Trim	W 55°	Round	1795
		Square	1830
R2FSAL Square Trimless			

*Lumens and CBCP are reference values for a trim fixture with 3 housing set to 3000K Color Temperature. Refer to Multiplier Table in Performance Data to determine other outputs.

FQ

2" Adjustable

R2FRAT | R2FRAL | R2FSAT | R2FSAL

Fixture Type: _____

Project: _____

Catalog#: _____

Location: _____

ORDERING INFORMATION

CONFIGURATION TABLE		
Model & Power	Color Temperature & CRI	Reflector Finish
R2FRAT	927 - 2700K - 90	BK - BLACK
R2FRAL	930 - 3000K - 90	DB - DARK BRONZE
R2FSAT	935 - 3500K - 90	HZ - HAZE
R2FAL	940 - 4000K - 90	HZWT - HAZE/WHITE
		WT - WHITE

R2FRAT-___ - ___

Example: R2FRAT-930-WT

ORDERING NOTES

1. The "Haze/White" finish is only available on trimmed fixtures (R2FRAT, R2FSAT).
2. The "Haze" finish is only available on trimless fixtures (R2FRAL, R2FSAL).
3. All three reflector options (N-25°, F-40°, and W-55°) are included.

FQ

2" Adjustable

R2FRAT | R2FRAL | R2FSAT | R2FSAL

Fixture Type: _____

Project: _____

Catalog#: _____

Location: _____

ORDERING INFORMATION

HOUSINGS				
	Model	Power		Emergency Backup
New Construction Airtight - Round & Square Trim	R2FBNT	1	15W IC	EM <i>Optional</i>
		2	21W IC	
		3	25W Non-IC	
New Construction Frame-In - Round & Square Trim	R2FBFT	1	15W Non-IC	EM <i>Optional</i>
		2	21W Non-IC	
		3	25W Non-IC	
Remodel - Round & Square Trim	R2FBRT	1	15W Non-IC	N/A
		2	21W Non-IC	
		3	25W Non-IC	
New Construction IC Airtight - Round Trimless	R2FRNL	1	15W IC	N/A
		2	21W IC	
		3	25W Non-IC	
New Construction IC Airtight - Square Trimless	R2FSNL	1	15W IC	N/A
		2	21W IC	
		3	25W Non-IC	
Remodel - Round Trimless	R2FRRL	1	15W Non-IC	N/A
		2	21W Non-IC	
		3	25W Non-IC	
Remodel - Square Trimless	R2FSRL	1	15W Non-IC	N/A
		2	21W Non-IC	
		3	25W Non-IC	
Remodel - Round & Square Trim	R2FBR2T	1	15W IC	N/A

R2F ____ - ____
Example: R2FBNT-3

Millwork Housings	Size	Power
New Construction R2FRNM	A 0.8"	1 15W IC
		2 21W IC
	B 1.5"	3 25W Non-IC
New Construction R2FSNM	A 0.8"	1 15W IC
		2 21W IC
	B 1.5"	3 25W Non-IC

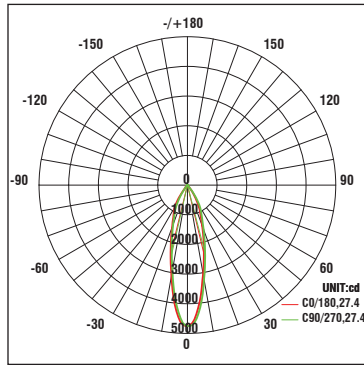
PERFORMANCE DATA

Polar Candela Distribution Charts

Samples shown with a fixture set to 25W, 3000K, and 90 CRI.

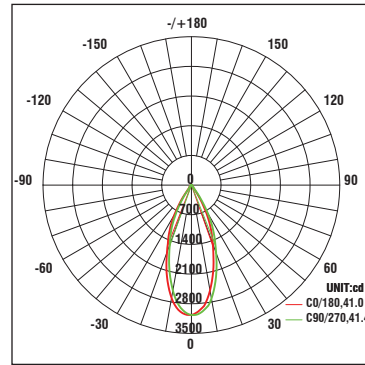
ROUND

Narrow Flood Beam: 25° Beam

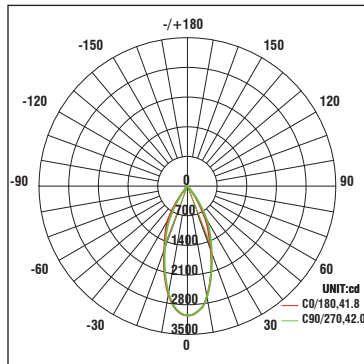


SQUARE

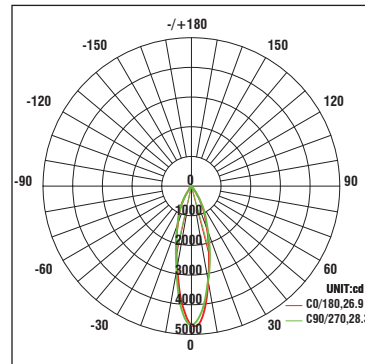
Narrow Flood Beam: 25° Beam



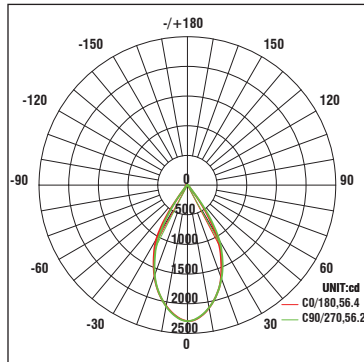
Flood Beam: 40° Beam



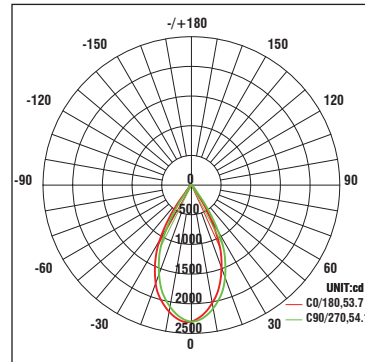
Flood Beam: 40° Beam



Wide Flood Beam: 55° Beam



Wide Flood Beam: 55° Beam



FQ 2" Adjustable

R2FRAT | R2FRAL | R2FSAT | R2FSAL

Fixture Type: _____
 Project: _____
 Catalog#: _____
 Location: _____

PERFORMANCE DATA

Unified Glare Rating (UGR) Table

UGR values shown are calculated at 25W, 3000K, and 90 CRI.

Round Fixture	Angle	UGR Range
Narrow Flood	25°	≤14
Flood	40°	≤14
Wide Flood	55°	≤16

Square Fixture	Angle	UGR Range
Narrow Flood	25°	≤13
Flood	40°	≤15
Wide Flood	55°	≤17

Lumens and CBCP Multiplier Table

Use the below table to determine lumens and CBCP values for the combinations of power, color temperature, and CRI values.

Multiplier		TRIM			
		927	930	935	940
HOUSING	3	0.95	1.00	1.02	1.06
	2	0.83	0.87	0.89	0.92
	1	0.61	0.64	0.65	0.68