

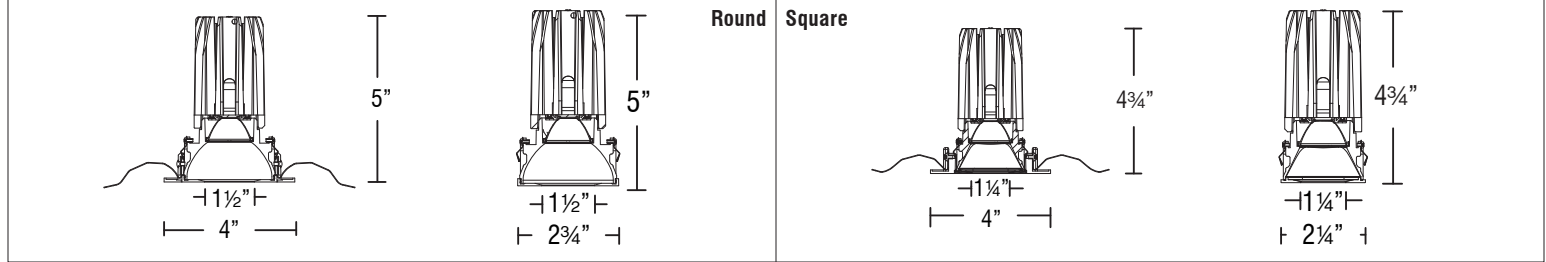
FQ 2" Pinhole

R2FRPT | R2FRPL | R2FSPT | R2FSPL

Fixture Type: _____
 Project: _____
 Catalog#: _____
 Location: _____



LINE DRAWING



PRODUCT DESCRIPTION

The FQ Recessed series offers a complete line of high performance LED luminaires that provide outstanding functionality and quality. The FQ series features superlative glare control with 30° shielding, 35° vertical tilting, and uniform floor-to-ceiling wall washing. Multiple power level options and a full line of round and square, trimmed and trimless luminaires offer versatile solutions for various lighting applications. Easy to order, install, and service.

SPECIFICATIONS

Construction:	Durable die-cast aluminum construction
Mounting:	Heavy gauge retention clips support trim firmly Ceiling cut out (Round): Trim $\varnothing 3\frac{1}{2}"$ Trimless $\varnothing 3\frac{1}{2}"$ Ceiling cut out (Square): Trim $3\frac{1}{2}" \times 3\frac{1}{2}"$ Trimless $3\frac{1}{2}" \times 3\frac{1}{2}"$ Accommodates $\frac{1}{2}" - 1"$ ceiling thickness
Light Source:	High output 3-step Mac Adam Ellipse COB Rated life of 50,000 hours at L70
Input:	Universal 120-277V AC, 50/60 Hz
Dimming:	ELV, TRIAC, 0-10V: 100 - 1%
Maximum Delivered Intensity:	Up to 5,279 cd (Round Narrow Flood 23°, 25W, 4000K, CRI 90)
Maximum Delivered Output:	Up to 986 lm (Square Narrow Flood 23°, 25W, 4000K, CRI 90)
Operating Temperature:	-4°F to 104°F (-20°C to 40°C)
Standards:	ETL & cETL Wet location listed
Warranty:	5 year WAC Lighting guaranteed warranty

BEAM ANGLES



FINISHES



Model	Beam	Lumens	CBCP
			Ref Output*
R2FRPT Round Trim	N 23°	Round 925 Square 930	4980 4490
R2FRPL Round Trimless			
R2FSPT Square Trim			
R2FSPL Square Trimless			

*Lumens and CBCP are reference values for a trim fixture with 3 housing set to 3000K Color Temperature. Refer to Multiplier Table in Performance Data to determine other outputs.

FQ

2" Pinhole

R2FRPT | R2FRPL | R2FSPT | R2FSPL

Fixture Type: _____

Project: _____

Catalog#: _____

Location: _____

ORDERING INFORMATION

CONFIGURATION TABLE		
Model & Power	Color Temperature & CRI	Reflector Finish
R2FRPT	927 - 2700K - 90	BK - BLACK
R2FRPL	930 - 3000K - 90	DB - DARK BRONZE
R2FSPT	935 - 3500K - 90	WT - WHITE
R2FSPL	940 - 4000K - 90	

R2F ___ - ___ - ___

Example: R2FRPT-935-WT

ORDERING NOTES

1. The "Haze/White" finish is only available on trimmed fixtures (R2FRPT, R2FSPT).
2. The "Haze" finish is only available on trimless fixtures (R2FRPL, R2FSPL)

FQ

2" Pinhole

R2FRPT | R2FRPL | R2FSPT | R2FSPL

Fixture Type: _____

Project: _____

Catalog#: _____

Location: _____

ORDERING INFORMATION

HOUSINGS				
	Model	Power		Emergency Backup
New Construction Airtight - Round & Square Trim	R2FBNT	1	15W IC	EM <i>Optional</i>
		2	21W IC	
		3	25W Non-IC	
New Construction Frame-In - Round & Square Trim	R2FBFT	1	15W Non-IC	EM <i>Optional</i>
		2	21W Non-IC	
		3	25W Non-IC	
Remodel - Round & Square Trim	R2FBRT	1	15W Non-IC	N/A
		2	21W Non-IC	
		3	25W Non-IC	
New Construction IC Airtight - Round Trimless	R2FRNL	1	15W IC	N/A
		2	21W IC	
		3	25W Non-IC	
New Construction IC Airtight - Square Trimless	R2FSNL	1	15W IC	N/A
		2	21W IC	
		3	25W Non-IC	
Remodel - Round Trimless	R2FRRL	1	15W Non-IC	N/A
		2	21W Non-IC	
		3	25W Non-IC	
Remodel - Square Trimless	R2FSRL	1	15W Non-IC	N/A
		2	21W Non-IC	
		3	25W Non-IC	
Remodel - Round & Square Trim	R2FBR2T	1	15W IC	N/A
		2		
		3		

R2F ____ - ____
Example: R2FBNT-3

Millwork Housings	Size	Power
New Construction R2FRNM	A 0.8"	1 15W IC
		2 21W IC
	B 1.5"	3 25W Non-IC
New Construction R2FSNM	A 0.8"	1 15W IC
		2 21W IC
	B 1.5"	3 25W Non-IC

Fixture Type: _____

Project: _____

Catalog#: _____

Location: _____

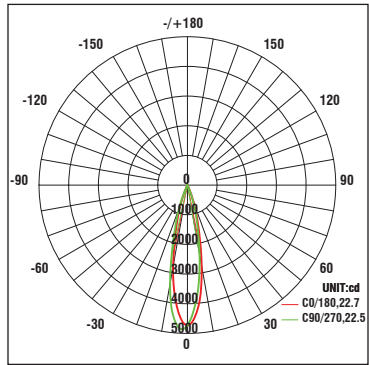
PERFORMANCE DATA

Polar Candela Distribution Charts

Samples shown with a fixture set to 25W, 3000K, and 90 CRI.

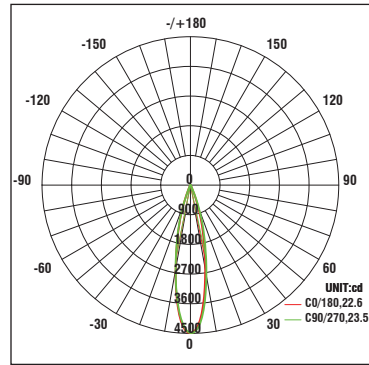
ROUND

Narrow Flood Beam: 23° Beam



SQUARE

Narrow Flood Beam: 23° Beam



FQ 2" Pinhole

R2FRPT | R2FRPL | R2FSPT | R2FSPL

Fixture Type: _____
 Project: _____
 Catalog#: _____
 Location: _____

PERFORMANCE DATA

Unified Glare Rating (UGR) Table

UGR values shown are calculated at 25W, 3000K, and 90 CRI.

Round Fixture	Angle	UGR Range
Narrow Flood	23°	≤14

Square Fixture	Angle	UGR Range
Narrow Flood	23°	≤10

Lumens and CBCP Multiplier Table

Use the below table to determine lumens and CBCP values for the combinations of power, color temperature, and CRI values.

Multiplier		TRIM			
		927	930	935	940
HOUSING	3	0.95	1.00	1.02	1.06
	2	0.83	0.87	0.89	0.92
	1	0.61	0.64	0.65	0.68