

## FQ

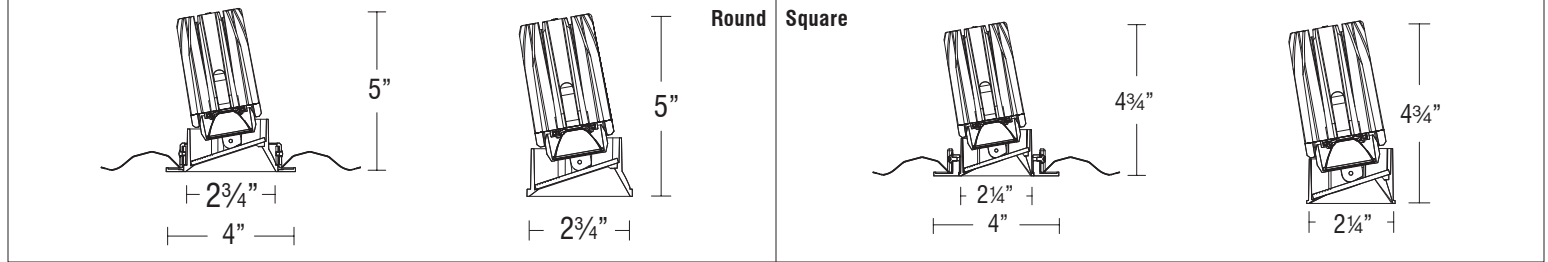
### 2" Wall Wash

R2FRWT | R2FRWL | R2FSWT | R2FSWL

Fixture Type: \_\_\_\_\_  
 Project: \_\_\_\_\_  
 Catalog#: \_\_\_\_\_  
 Location: \_\_\_\_\_



#### LINE DRAWING



#### PRODUCT DESCRIPTION

The FQ Recessed series offers a complete line of high performance LED luminaires that provide outstanding functionality and quality. The FQ series features superlative glare control with 30° shielding, 35° vertical tilting, and uniform floor-to-ceiling wall washing. Multiple power level options and a full line of round and square, trimmed and trimless luminaires offer versatile solutions for various lighting applications. Easy to order, install, and service.

#### SPECIFICATIONS

<b>Construction:</b>	Durable die-cast aluminum construction
<b>Mounting:</b>	Heavy gauge retention clips support trim firmly Ceiling cut out (Round): Trim $\varnothing$ 3 $\frac{1}{2}$ " $\bigcirc$ Trimless $\varnothing$ 3 $\frac{1}{2}$ " $\bigcirc$ Ceiling cut out (Square): Trim 3 $\frac{1}{2}$ " x 3 $\frac{1}{2}$ " $\square$ Trimless 3 $\frac{1}{2}$ " x 3 $\frac{1}{2}$ " $\square$ Accommodates 1/2" - 1" ceiling thickness
<b>Light Source:</b>	High output 3-step Mac Adam Ellipse COB Rated life of 50,000 hours at L70
<b>Input:</b>	Universal 120-277V AC, 50/60 Hz
<b>Dimming:</b>	ELV, TRIAC, 0-10V: 100 - 1%
<b>Maximum Delivered Output:</b>	Up to 1,553 lm (Round Asymmetric, 25W, 4000K, CRI 90)
<b>Operating Temperature:</b>	-4°F to 104°F (-20°C to 40°C)
<b>Standards:</b>	ETL & cETL Wet location listed, Title 24 JA8 Compliant
<b>Warranty:</b>	5 year WAC Lighting guaranteed warranty

#### BEAM ANGLES



#### FINISHES



Model	Beam	Lumens	CBCP Ref Output*
R2FRWT Round Trim	A Asym	Round	1465
R2FRWL Round Trimless			
R2FSWT Square Trim	Square	Square	1435
R2FSWL Square Trimless			

\*Lumens and CBCP are reference values for a trim fixture with 3 housing set to 3000K Color Temperature. Refer to Multiplier Table in Performance Data to determine other outputs.

## FQ

### 2" Wall Wash

R2FRWT | R2FRWL | R2FSWT | R2FSWL

Fixture Type: \_\_\_\_\_

Project: \_\_\_\_\_

Catalog#: \_\_\_\_\_

Location: \_\_\_\_\_

## ORDERING INFORMATION

CONFIGURATION TABLE		
Model & Power	Color Temperature & CRI	Reflector Finish
<b>R2FRWT</b>	<b>927</b> - 2700K - 90	<b>BK</b> - BLACK
<b>R2FRWL</b>	<b>930</b> - 3000K - 90	<b>DB</b> - DARK BRONZE
<b>R2FSWT</b>	<b>935</b> - 3500K - 90	<b>HZ</b> - HAZE
<b>R2FSWL</b>	<b>940</b> - 4000K - 90	<b>HZWT</b> - HAZE/WHITE
		<b>WT</b> - WHITE

**R2F** \_\_\_ - \_\_\_ - \_\_\_

Example: R2FRWT-935-WT

### ORDERING NOTES

1. The "Haze/White" finish is only available on trimmed fixtures (R2FRWT, R2FSWT).
2. The "Haze" finish is only available on trimless fixtures (R2FRWL, R2FSWL).

Fixture Type: \_\_\_\_\_

Project: \_\_\_\_\_

Catalog#: \_\_\_\_\_

Location: \_\_\_\_\_

### ORDERING INFORMATION

HOUSINGS				
	Model	Power		Emergency Backup
New Construction Airtight - Round & Square Trim	<b>R2FBNT</b>	1	15W IC	<b>EM</b> <i>Optional</i>
		2	21W IC	
		3	25W Non-IC	
New Construction Frame-In - Round & Square Trim	<b>R2FBFT</b>	1	15W Non-IC	<b>EM</b> <i>Optional</i>
		2	21W Non-IC	
		3	25W Non-IC	
Remodel - Round & Square Trim	<b>R2FBRT</b>	1	15W Non-IC	N/A
		2	21W Non-IC	
		3	25W Non-IC	
New Construction IC Airtight - Round Trimless	<b>R2FRNL</b>	1	15W IC	N/A
		2	21W IC	
		3	25W Non-IC	
New Construction IC Airtight - Square Trimless	<b>R2FSNL</b>	1	15W IC	N/A
		2	21W IC	
		3	25W Non-IC	
Remodel - Round Trimless	<b>R2FRRL</b>	1	15W Non-IC	N/A
		2	21W Non-IC	
		3	25W Non-IC	
Remodel - Square Trimless	<b>R2FSRL</b>	1	15W Non-IC	N/A
		2	21W Non-IC	
		3	25W Non-IC	
Remodel - Round & Square Trim	<b>R2FBR2T</b>	1	15W IC	N/A

**R2F** \_\_\_ -  
Example: R2FBNT-3

Millwork Housings	Size	Power
New Construction <b>R2FRNM</b>	A 0.8"	1 15W IC
	B 1.5"	2 21W IC
		3 25W Non-IC
New Construction <b>R2FSNM</b>	A 0.8"	1 15W IC
	B 1.5"	2 21W IC
		3 25W Non-IC

Fixture Type: \_\_\_\_\_

Project: \_\_\_\_\_

Catalog#: \_\_\_\_\_

Location: \_\_\_\_\_

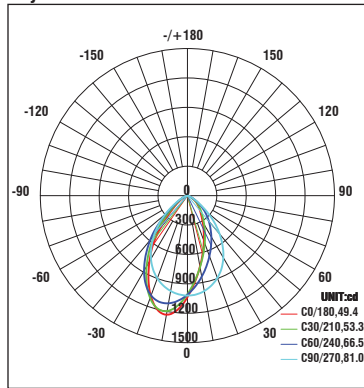
## PERFORMANCE DATA

### Polar Candela Distribution Charts

Samples shown with a fixture set to 3000K and 90 CRI.

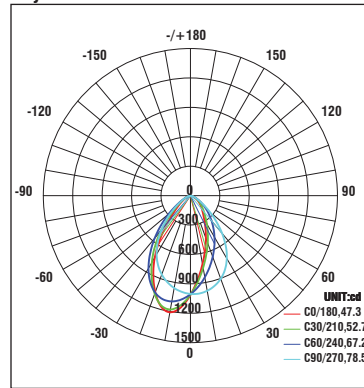
#### ROUND

##### Asymmetric Beam



#### SQUARE

##### Asymmetric Beam



## FQ

### 2" Wall Wash

R2FRWT | R2FRWL | R2FSWT | R2FSWL

Fixture Type: \_\_\_\_\_

Project: \_\_\_\_\_

Catalog#: \_\_\_\_\_

Location: \_\_\_\_\_

### PERFORMANCE DATA

#### Unified Glare Rating (UGR) Table

UGR values shown are calculated at 3000K and 90 CRI.

Round Fixture	Angle	UGR Range
Asymmetric	-	≤18

Square Fixture	Angle	UGR Range
Asymmetric	-	≤18

#### Lumens and CBCP Multiplier Table

Use the below table to determine lumens and CBCP values for the combinations of power, color temperature, and CRI values.

Multiplier		TRIM			
		927	930	935	940
HOUSING	3	0.95	1.00	1.02	1.06
	2	0.83	0.87	0.89	0.92
	1	0.61	0.64	0.65	0.68