WAC
ARCHITECTURAL



2026


WAC GROUP

DREAM IT

WAC Architectural began with a simple idea: lighting should inspire possibility. As a second-generation, family-owned company, we have spent over four decades inventing new ways to make high-quality, design-forward lighting accessible. Our factory-direct model delivers exceptional value to customers, and our philosophy is shaped by the people who use our products every day. Many of our best ideas start with you.

SOLVE IT

Innovation is our responsibility. With over 100 engineers across six global facilities, we push the boundaries of LED, materials, and optical design to meet the most demanding lighting challenges. Every product is rigorously tested in our accredited NVLAP, UL, ETL, and cETL certified laboratories to ensure performance, safety, and long-term durability that exceed industry standards.

MAKE IT

With more than 1.5 million square feet of manufacturing space, we turn ideas into reliable, ready-to-ship solutions with industry-leading speed and precision. As a family business committed to sustainability, we manufacture responsibly with zero-landfill practices and a focus on protecting the future for our children and grandchildren. Quality, integrity, and craftsmanship remain at the heart of everything we make.

Brilliant Style.
Built for Projects.

SYMBOL KEY


CLASS I


CLASS II


CLASS III



Ambient Temperature
-20℃ -50℃



Ambient Temperature
-20℃ -40℃


Dimmable Luminaires



DMX512 Protocol Compatible



DALI Compatible


On-board


Wireless Control



APP Control



High CRI
(Ra>90)


Input Voltage
220V AC/50Hz


Input Voltage
100V-240V AC 50/60Hz



Low Voltage Input
12V DC



Low Voltage Input
24V DC



Low Voltage Input
24V AC/DC



Low Voltage Input
48V DC



Low Voltage Input
5V DC


CCC Certified



CQC Certified



IK Rated



IK Rated



IK Rated



Static Load



IP Rated



IP Rated



IP Rated



IP Rated



IP Rated



IP Rated



Invention Patented SUBROSA®
Glare-free Optical System



Patented LiteBrush® Optical System



Patented MicroLattice® Optical System



Infi-Power Intelligent Constant-Power System



WAC-MESH Control System

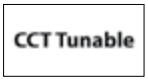

Tunable Color Temperature

CONTENTS

INTERIOR LIGHTING


1 3-CIRCUIT TRACK LUMINAIRES & TRACK SYSTEM


375 TAPE LIGHT


81 J-TRACK LUMINAIRES & TRACK SYSTEM


393 WALL LUMINAIRES


99 SURFACE MOUNT LUMINAIRES


115 SHOWCASE LUMINAIRES


177 RECESSED CEILING LUMINAIRES


297 SURFACE MOUNT LUMINAIRES


311 LINEAR LUMINAIRES

EXTERIOR LIGHTING



403 LINEAR LUMINAIRES

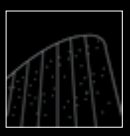

637 MARKER LUMINAIRES



447 SPOT LUMINAIRES



647 STEP & WALL LIGHTS



509 IN-GROUND LUMINAIRES



661 UNDERWATER SPOT



563 RECESSED CEILING LUMINAIRES



665 LED BOLLARDS AND PATH LIGHTS



585 SURFACE MOUNTED LUMINAIRES



677 CONTROL SYSTEMS



605 WALL MOUNTED LUMINAIRES



695 COLORSCAPING



619 INVISILED® EXTERIOR

WAC GROUP

3-CIRCUIT TRACK LUMINAIRES & TRACK SYSTEM



FALCON ROUND 5

FALCON ROUND 5
FALCON ROUND WALL WASHER 9
FALCON SQUARE 13
FALCON SQUARE WALL WASHER 17

MERE 21

MERE HP 23
MERE COB 29
MERE COB CCT TUNABLE 35
MERE SMART ADJUSTABLE 39

SWALLOW III 41

SWALLOW III HP 43
SWALLOW III COB 47

SILO 51

SILO PRO 53
SILO FOCUS 59
SILO PRO WALL WASHER 63

GOBO PRO 67

3-CIRCUIT TRACK SYSTEM 72

SURFACE MOUNTED TRACKS 72
RECESSED TRACK SYSTEM 74



National Museum Of China
Beijing



FALCON

A series of integrated LED luminaires with powerful capabilities, FALCON is highlighted in the WAC Architectural Museum Collection of upscale lighting.Through careful design, the luminaires offer a 30° anti-glare angle, slim profile and an ability to support DALI controls. Using a unique W-Module optical system and advanced LED technology, FALCON provides a variety of light distributions for the most challenging lighting applications.



The Grand Canal Museum Of Beijing
Capital Museum East Branch
Beijing

FALCON ROUND



Body Material	*Die-cast aluminum*
Optical System	*Clear lens included+SUBROSA® optical system*
Finish	*Environmentally safe powder coat*
Adjustable Angle	*0°-365° horizontal rotation and 0°-90° vertical aiming tilt*
Accessories/Brackets	*Various optical accessories available, up to 3 pieces, one piece allowed per Class*

LED Options

	TL71S	TL72S	TL73S
LED Type	*High Power LED*	*High Power LED*	*High Power LED*
CRI	*90/97(Ra≥95)*	*90/97(Ra≥95)*	*90/97(Ra≥95)*
LED Color Consistency	*2 SDCM*	*2 SDCM*	*2 SDCM*
LED Color	*3000K/4000K*	*3000K/4000K*	*3000K/4000K*
LED Lifetime	*>50,000h-L70 / B10-Ta25℃ (LM-80/TM-21)*	*>50,000h-L70 / B10-Ta25℃ (LM-80/TM-21)*	*>50,000h-L70 / B10-Ta25℃ (LM-80/TM-21)*

Product Data

	TL71S	TL72S	TL73S
LED Power	*3W/8W/12W*	*12W/18W/27W*	*27W/32W/43W*
LED Lumen Output(3000K)	*250lm/700lm/875lm*	*1000lm/1575lm/2125lm*	*2125lm/2800lm/3500lm*
Finish Color	*White/Black*	*White/Black*	*White/Black*
Net Weight	*0.6Kg*	*0.9Kg*	*1.3Kg*

Product Light Peformance(System CBCP @3000K)

Model	Beam	4°	7°	14°	20°	30°	40°	20°x55°	10°x30°
TL71S	LD03	*9901cd*	/	/	/	/	/	/	/
	LD08	/	*10443cd*	*4519cd*	*4201cd*	*2169cd*	*1187cd*	*1461cd*	*5064cd*
	LD12	/	*14621cd*	*6327cd*	*5881cd*	*3036cd*	*1662cd*	*2046cd*	*7090cd*
TL72S	LD12	*40811cd*	/	/	/	/	/	/	/
	LD18	/	*19507cd*	*8720cd*	*8066cd(*	*3879cd*	*2488cd*	*3066cd*	*6914cd*
	LD27	/	*27310cd*	*12208cd*	*11292cd*	*5431cd*	*3484cd*	*4285cd*	*9673cd*
TL73S	LD27	*93734cd*	/	/	/	/	/	/	/
	LD32	/	*32601cd*	*15736cd*	*14394cd*	*6913cd*	*4385cd*	*5490cd*	*11107cd*
	LD43	/	*41383cd*	*19969cd*	*18266cd*	*8773cd*	*5565cd*	*6967cd*	*14095cd*

Model Number

Drawing	Model	LED Power	Dimming	Beam	CRI	CCT	Finish
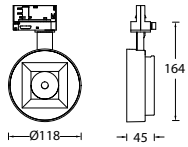	**TL71S**	**LD03** *LED 3W*	**O** *On-board* **D** *0-10V & On-board* **B** *Wireless* **A** *DALI*	**V** *4°*	**9** *90* **A** *97(Ra≥95)*	**30** *3000K* **40** *4000K*	**WT** *White* **BK** *Black*
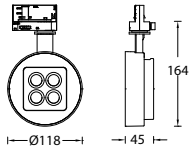	**TL71S**	**LD08** *LED 8W* **LD12** *LED 12W*	**O** *On-board* **D** *0-10V & On-board* **B** *Wireless* **A** *DALI*	**S** *7°* **1** *14°* **2** *20°* **3** *30°* **4** *40°* **G** *20°x55°* **E** *10°x30°*	**9** *90* **A** *97(Ra≥95)*	**30** *3000K* **40** *4000K*	**WT** *White* **BK** *Black*

Example: TL71SLD08-O-2930WT

Drawing	Model	LED Power	Dimming	Beam	CRI	CCT	Finish
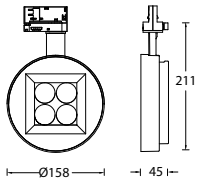	**TL72S**	**LD12** *LED 12W*	**O** *On-board* **D** *0-10V & On-board* **B** *Wireless* **A** *DALI*	**V** *4°*	**9** *90* **A** *97(Ra≥95)*	**30** *3000K* **40** *4000K*	**WT** *White* **BK** *Black*
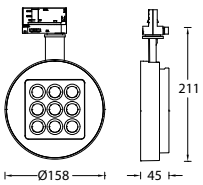	**TL72S**	**LD18** *LED 18W* **LD27** *LED 27W*	**O** *On-board* **D** *0-10V & On-board* **B** *Wireless* **A** *DALI*	**S** *7°* **1** *14°* **2** *20°* **3** *30°* **4** *40°* **G** *20°x55°* **E** *10°x30°*	**9** *90* **A** *97(Ra≥95)*	**30** *3000K* **40** *4000K*	**WT** *White* **BK** *Black*

Example: TL72SLD18-O-2930WT

Drawing	Model	LED Power	Dimming	Beam	CRI	CCT	Finish
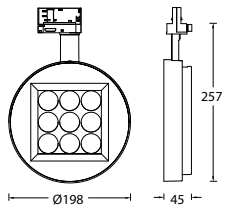	**TL73S**	**LD27** *LED 27W*	**O** *On-board* **D** *0-10V & On-board* **B** *Wireless* **A** *DALI*	**V** *4°*	**9** *90* **A** *97(Ra≥95)*	**30** *3000K* **40** *4000K*	**WT** *White* **BK** *Black*
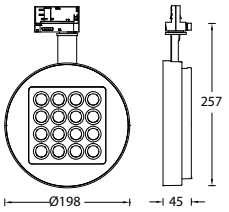	**TL73S**	**LD32** *LED 32W* **LD43** *LED 43W*	**O** *On-board* **D** *0-10V & On-board* **B** *Wireless* **A** *DALI*	**S** *7°* **1** *14°* **2** *20°* **3** *30°* **4** *40°* **G** *20°x55°* **E** *10°x30°*	**9** *90* **A** *97(Ra≥95)*	**30** *3000K* **40** *4000K*	**WT** *White* **BK** *Black*

Example: TL73SLD32-O-2930WT

Light Distribution

TL71S

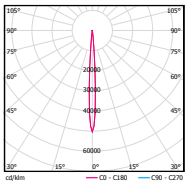

TL71SLD03-O-V930

0º Aiming Angle

D(M)	LUX	W	L
1	9901	0.12	0.12
2	2475	0.24	0.24
3	1100	0.48	0.48
4	619	0.96	0.96

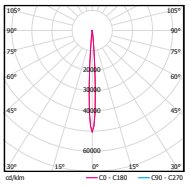

TL71SLD03-O-V940

0º Aiming Angle

D(M)	LUX	W	L
1	10693	0.12	0.12
2	2673	0.24	0.24
3	1188	0.48	0.48
4	668	0.96	0.96

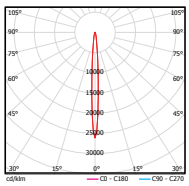

TL71SLD08-O-S930

0º Aiming Angle

D(M)	LUX	W	L
1	10443	0.12	0.12
2	2611	0.24	0.24
3	1160	0.37	0.37
4	653	0.49	0.49

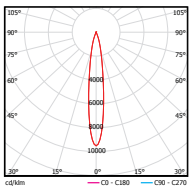

TL71SLD08-O-1930

0º Aiming Angle

D(M)	LUX	W	L
1	4519	0.26	0.26
2	1130	0.52	0.52
3	502	0.78	0.78
4	282	1.04	1.04

TL72S

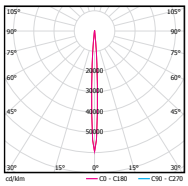

TL72SLD12-O-V930

0º Aiming Angle

D(M)	LUX	W	L
1	40811	0.1	0.1
2	10203	0.2	0.2
3	4535	0.4	0.4
4	2551	0.8	0.8

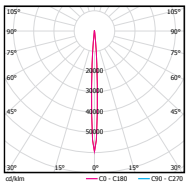

TL72SLD12-O-V940

0º Aiming Angle

D(M)	LUX	W	L
1	44076	0.1	0.1
2	11019	0.2	0.2
3	4897	0.4	0.4
4	2755	0.8	0.8

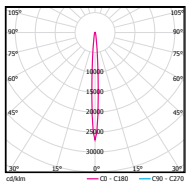

TL72SLD18-O-S930

0º Aiming Angle

D(M)	LUX	W	L
1	19507	0.12	0.12
2	4877	0.24	0.24
3	2167	0.36	0.36
4	1219	0.48	0.48

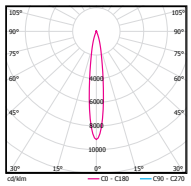

TL72SLD18-O-1930

0º Aiming Angle

D(M)	LUX	W	L
1	8720	0.26	0.26
2	2180	0.51	0.51
3	969	0.77	0.77
4	545	1.02	1.02

TL73S

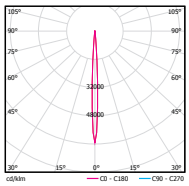

TL73SLD27-O-V930

0º Aiming Angle

D(M)	LUX	W	L
1	93734	0.1	0.1
2	23434	0.2	0.2
3	10415	0.4	0.4
4	5858	0.8	0.8

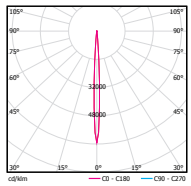

TL73SLD27-O-V940

0º Aiming Angle

D(M)	LUX	W	L
1	101233	0.1	0.1
2	25308	0.2	0.2
3	11248	0.4	0.4
4	6327	0.8	0.8

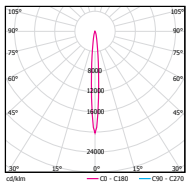

TL73SLD32-O-S930

0º Aiming Angle

D(M)	LUX	W	L
1	32601	0.14	0.14
2	8150	0.28	0.28
3	3622	0.42	0.42
4	2038	0.56	0.56

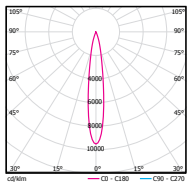

TL73SLD32-O-1930

0º Aiming Angle

D(M)	LUX	W	L
1	15736	0.27	0.27
2	3934	0.54	0.54
3	1748	0.81	0.81
4	984	1.08	1.08

Accessories

Lenses/Filters

Model	Beam Selector Lens (CLASS I)	Soft Beam Lens (CLASS I)	Frosted Glass (CLASS I)	Beam Elongator (CLASS I)	Honeycomb (CLASS I)
					
TL71S	LENS-TL71S-10D LENS-TL71S-20D LENS-TL71S-30D LENS-TL71S-40D LENS-TL71S-55D LENS-TL71S-1060D	LENS-TL71S-BSL	LENS-TL71S-FR	LENS-TL71S-BEL	LENS-TL71S-HCM
TL72S	LENS-TL72S-10D LENS-TL72S-20D LENS-TL72S-30D LENS-TL72S-40D LENS-TL72S-55D LENS-TL72S-1060D	LENS-TL72S-BSL	LENS-TL72S-FR	LENS-TL72S-BEL	LENS-TL72S-HCM
TL73S	LENS-TL73S-10D LENS-TL73S-20D LENS-TL73S-30D LENS-TL73S-40D LENS-TL73S-55D LENS-TL73S-1060D	LENS-TL73S-BSL	LENS-TL73S-FR	LENS-TL73S-BEL	LENS-TL73S-HCM

Note: Only one piece allowed per Class,all must be ordered separately.

Optical Accessories

Model	Barn Door (CLASS III)	Wall Washer (CLASS II)
		
TL71S	LENS-TL71-BD	LENS-TL71S-WW
TL72S	LENS-TL72S-BD	LENS-TL72S-WW
TL73S	LENS-TL73-BD	LENS-TL73S-WW

Note:1. Use up to 2 Accessories, only one piece allowed for each CLASS
2. All must be ordered separately.

FALCON ROUND WALL WASHER



Body Material	*Die-cast aluminum*
Optical System	*Clear lens included+Wall Washer system* *Dual Lens included+SUBROSA®Optical System(TL72W-C)*
Finish	*Environmentally safe powder coat*
Adjustable Angle	*0°-365° horizontal rotation and 0°-90° vertical aiming tilt*
Accessories/Brackets	*Various optical accessories available, up to 3 pieces, one piece allowed per Class*

LED Options

	TL71W	TL72W/TL72W-C	TL73W
LED Type	*High Power LED*	*High Power LED*	*High Power LED*
CRI	*90/97(Ra≥95)*	*90/97(Ra≥95)*	*90/97(Ra≥95)*
LED Color Consistency	*2 SDCM*	*2 SDCM*	*2 SDCM*
LED Color	*3000K/4000K*	*3000K/4000K*	*3000K/4000K*
LED Lifetime	*>50,000h-L70 / B10-Ta25℃ (LM-80/TM-21)*	*>50,000h-L70 / B10-Ta25℃ (LM-80/TM-21)*	*>50,000h-L70 / B10-Ta25℃ (LM-80/TM-21)*

Product Data

	TL71W	TL72W/TL72W-C	TL73W
LED Power	*8W/12W*	*18W/27W*	*32W/43W*
LED Lumen Output(3000K)	*700lm/875lm*	*1575lm/2125lm*	*2800lm/2960lm*
Finish Color	*White/Black*	*White/Black*	*White/Black*
Net Weight	*0.6Kg*	*0.9Kg*	*1.3Kg*

Product Light Peformance(System Lumens @3000K)

Model	Beam	Wall Washer
TL71W	**LD08**	*449lm*
	LD12	*628lm*
TL72W	**LD18**	*1172lm*
	LD27	*1641lm*
TL72W-C	**LD18**	*1150lm*
	LD27	*1629lm*
TL73W	**LD32**	*1841lm*
	LD43	*2302lm*

Model Number

Drawing	Model	LED Power	Dimming	Beam	CRI	CCT	Finish
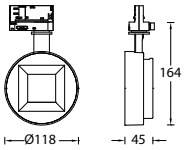	**TL71W**	**LD08** *LED 8W* **LD12** *LED 12W*	**O** *On-board* **D** *0-10V & On-board* **B** *Wireless* **A** *DALI*	**W** *Wall Washer*	**9** *90* **A** *97(Ra≥95)*	**30** *3000K* **40** *4000K*	**WT** *White* **BK** *Black*

Example: TL71WLD12-O-W930WT

Drawing	Model	LED Power	Dimming	Beam	CRI	CCT	Finish
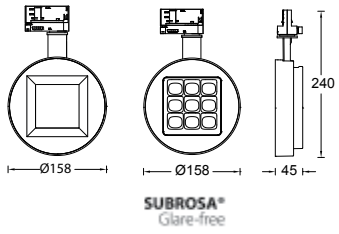	**TL72W**	**LD18** *LED 18W* **LD27** *LED 27W*	**O** *On-board* **D** *0-10V & On-board* **B** *Wireless* **A** *DALI*	**W** *Wall Washer* **C** *SUBROSA® Wall Washer*	**9** *90* **A** *97(Ra≥95)*	**30** *3000K* **40** *4000K*	**WT** *White* **BK** *Black*

Example: TL72WLD18-O-W930WT

Drawing	Model	LED Power	Dimming	Beam	CRI	CCT	Finish
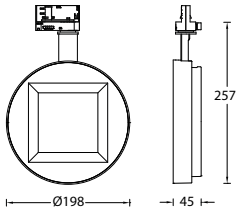	**TL73W**	**LD32** *LED 32W* **LD43** *LED 43W*	**O** *On-board* **D** *0-10V & On-board* **B** *Wireless* **A** *DALI*	**W** *Wall Washer*	**9** *90* **A** *97(Ra≥95)*	**30** *3000K* **40** *4000K*	**WT** *White* **BK** *Black*

Example: TL73WLD32-O-W930WT

Light Distribution

TL71WLD08-O-W930

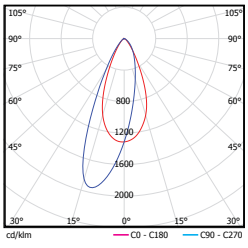

Specifications:
Number of luminaires: n > 5
Wall height (m): 3.0
Angle of tilt: 30°
Offset from wall (m): 0.9
Luminaire spacing (m): 0.99

H (m)	Surface illumination (lux)				
	below the luminaire	between the luminaire	below the luminaire	between the luminaire	below the luminaire
2.70	65	67	64	66	65
2.40	125	131	123	133	123
2.10	155	166	151	168	151
1.80	160	169	157	172	158
1.50	148	154	147	156	146
1.20	127	133	127	134	127
0.90	105	110	106	110	105
0.60	87	91	88	90	88
0.30	76	79	79	78	77

Specifications:
Number of luminaires: n > 5
Wall height (m): 3.0
Angle of tilt: 30°
Offset from wall (m): 0.9
Luminaire spacing (m): 1.08

H (m)	Surface illumination (lux)				
	below the luminaire	between the luminaire	below the luminaire	between the luminaire	below the luminaire
2.70	61	59	61	59	62
2.40	118	116	117	117	116
2.10	145	147	142	150	141
1.80	150	152	148	155	147
1.50	137	139	137	142	136
1.20	117	122	117	123	117
0.90	97	101	97	101	96
0.60	81	84	81	84	81
0.30	70	73	73	73	71

TL72WLD18-O-W930

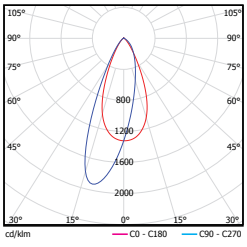

Specifications:
Number of luminaires: n > 5
Wall height (m): 4.0
Angle of tilt: 30°
Offset from wall (m): 1.2
Luminaire spacing (m): 1.32

H (m)	Surface illumination (lux)				
	below the luminaire	between the luminaire	below the luminaire	between the luminaire	below the luminaire
3.60	85	89	88	87	87
3.20	154	164	155	164	154
2.80	187	203	185	204	186
2.40	194	204	193	206	194
2.00	180	185	178	186	179
1.60	151	156	150	157	151
1.20	124	127	125	127	123
0.80	102	104	104	105	102
0.40	88	92	91	91	89

TL72WLD18-O-C930

Specifications:
Number of luminaires: n > 5
Wall height (m): 4.0
Angle of tilt: 30°
Offset from wall (m): 1.2
Luminaire spacing (m): 1.32

H (m)	Surface illumination (lux)				
	below the luminaire	between the luminaire	below the luminaire	between the luminaire	below the luminaire
3.60	81	85	84	83	83
3.20	146	156	147	156	146
2.80	178	193	176	194	177
2.40	184	194	183	196	184
2.00	171	176	169	177	170
1.60	143	148	142	149	143
1.20	118	121	119	121	117
0.80	97	99	99	100	97
0.40	84	87	86	86	85

TL73WLD32-O-W930

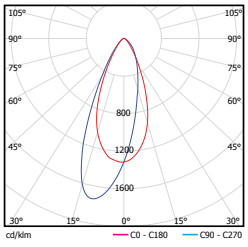

Specifications:
Number of luminaires: n > 5
Wall height (m): 5.0
Angle of tilt: 30°
Offset from wall (m): 1.5
Luminaire spacing (m): 1.8

H (m)	Surface illumination (lux)				
	below the luminaire	between the luminaire	below the luminaire	between the luminaire	below the luminaire
4.50	99	102	103	100	102
4.00	159	162	158	162	160
3.50	184	191	182	192	184
3.00	186	190	185	190	184
2.50	170	172	169	173	169
2.00	145	148	144	148	144
1.50	120	124	120	124	118
1.00	100	103	101	103	99
0.50	88	90	90	90	87

Specifications:
Number of luminaires: n > 5
Wall height (m): 5.0
Angle of tilt: 30°
Offset from wall (m): 1.5
Luminaire spacing (m): 1.65

H (m)	Surface illumination (lux)				
	below the luminaire	between the luminaire	below the luminaire	between the luminaire	below the luminaire
4.50	105	109	107	107	108
4.00	165	180	166	179	166
3.50	192	210	192	210	192
3.00	196	207	196	207	193
2.50	180	186	180	187	179
2.00	153	160	154	160	152
1.50	128	132	129	132	126
1.00	106	109	109	109	106
0.50	93	96	97	96	93

Accessories

Optical Accessories

Model	Barn Door (CLAS III) 	Anti-Glare Spotlight Assembly (CLASS II)   		
TL71W	LENS-TL71-BD	LENS-TL71W-SUBROSA	/	/
TL72W	LENS-TL72S-BD	/	LENS-TL72W-SUBROSA	/
TL73W	LENS-TL73-BD	/	/	LENS-TL73W-SUBROSA

Note: 1. Only one piece allowed for each CLASS.
2. All must be ordered separately.
3. Please refer to manual when installing the anti-glare spotlight assembly.

FALCON SQUARE



Body Material	*Die-cast aluminum*
Optical System	*Clear lens included+SUBROSA® optical system*
Finish	*Environmentally safe powder coat*
Adjustable Angle	*0°-365° horizontal rotation and 0°-90° vertical aiming tilt*
Accessories/Brackets	*Various optical accessories available, up to 3 pieces, one piece allowed per Class*

LED Options

	TL65S	TL66S	TL67S	TL64H
LED Type	*High Power LED*	*High Power LED*	*High Power LED*	*High Power LED*
CRI	*90/97(Ra≥95)*	*90/97(Ra≥95)*	*90/97(Ra≥95)*	*90/97(Ra≥95)*
LED Color Consistency	*2 SDCM*	*2 SDCM*	*2 SDCM*	*2 SDCM*
LED Color	*3000K/4000K*	*3000K/4000K*	*3000K/4000K*	*3000K/4000K*
LED Lifetime	*>50,000h-L70 / B10-Ta25℃ (LM-80/TM-21)*	*>50,000h-L70 / B10-Ta25℃ (LM-80/TM-21)*	*>50,000h-L70 / B10-Ta25℃ (LM-80/TM-21)*	*>50,000h-L70 / B10-Ta25℃ (LM-80/TM-21)*

Product Data

	TL65S	TL66S	TL67S	TL64H
LED Power	*3W/8W/12W*	*12W/18W/27W*	*27W/32W/43W*	*50W/70W*
LED Lumen Output(3000K)	*250lm/700lm/875lm*	*1000lm/1575lm/2125lm*	*2125lm/2800lm/3500lm*	*4650lm/6000lm*
Finish Color	*White/Black*	*White/Black*	*White/Black*	*White/Black*
Net Weight	*0.6Kg*	*0.9Kg*	*1.3Kg*	*2.3Kg*

Product Light Peformance(System CBCP @3000K)

Model		Beam 4°	7°	14°	20°	30°	40°	20°x55°	10°x30°
TL65S	LD03	*9901cd*	/	/	/	/	/	/	/
	LD08	/	*10443cd*	*4519cd*	*4201cd*	*2169cd*	*1187cd*	*1461cd*	*5064cd*
	LD12	/	*14621cd*	*6327cd*	*5881cd*	*3036cd*	*1662cd*	*2046cd*	*7509cd*
TL66S	LD12	*40811cd*	/	/	/	/	/	/	/
	LD18	/	*19507cd*	*8720cd*	*8066cd(*	*3879cd*	*2488cd*	*3066cd*	*6914cd*
	LD27	/	*27310cd*	*12208cd*	*11292cd*	*5431cd*	*3484cd*	*4285cd*	*9673cd*
TL67S	LD27	*93734cd*	/	/	/	/	/	/	/
	LD32	/	*32601cd*	*15736cd*	*14394cd*	*6913cd*	*4385cd*	*5490cd*	*11107cd*
	LD43	/	*41383cd*	*19969cd*	*18266cd*	*8773cd*	*5565cd*	*6967cd*	*14095cd*
TL64H	LD50	/	*53235cd*	*36680cd*	*22348cd*	*11408cd*	*7123cd*	/	*24943cd*
	LD70	/	*64139cd*	*44139cd*	*26925cd*	*13745cd*	*8582cd*	/	*30053cd*

Model Number

Drawing	Model	LED Power	Dimming	Beam	CRI	CCT	Finish
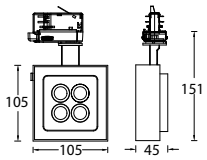	**TL65S**	**LD03** *LED 3W*	**O** *On-board* **D** *0-10V & On-board* **B** *Wireless* **A** *DALI*	**V** *4°*	**9** *90* **A** *97(Ra≥95)*	**30** *3000K* **40** *4000K*	**WT** *White* **BK** *Black*
	TL65S	**LD08** *LED 8W* **LD12** *LED 12W*	**O** *On-board* **D** *0-10V & On-board* **B** *Wireless* **A** *DALI*	**S** *7°* **1** *14°* **2** *20°* **3** *30°* **4** *40°* **G** *20°x55°* **E** *10°x30°*	**9** *90* **A** *97(Ra≥95)*	**30** *3000K* **40** *4000K*	**WT** *White* **BK** *Black*

Example: TL65SLD08-O-2930WT

Drawing	Model	LED Power	Dimming	Beam	CRI	CCT	Finish
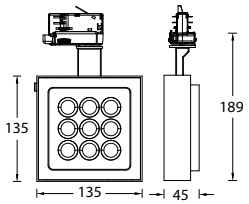	**TL66S**	**LD12** *LED 12W*	**O** *On-board* **D** *0-10V & On-board* **B** *Wireless* **A** *DALI*	**V** *4°*	**9** *90* **A** *97(Ra≥95)*	**30** *3000K* **40** *4000K*	**WT** *White* **BK** *Black*
	TL66S	**LD18** *LED 18W* **LD27** *LED 27W*	**O** *On-board* **D** *0-10V & On-board* **B** *Wireless* **A** *DALI*	**S** *7°* **1** *14°* **2** *20°* **3** *30°* **4** *40°* **G** *20°x55°* **E** *10°x30°*	**9** *90* **A** *97(Ra≥95)*	**30** *3000K* **40** *4000K*	**WT** *White* **BK** *Black*

Example: TL66SLD18-O-2930WT

Drawing	Model	LED Power	Dimming	Beam	CRI	CCT	Finish
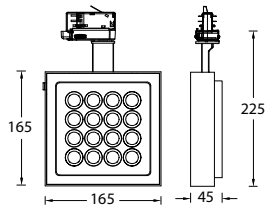	**TL67S**	**LD27** *LED 27W*	**O** *On-board* **D** *0-10V & On-board* **B** *Wireless* **A** *DALI*	**V** *4°*	**9** *90* **A** *97(Ra≥95)*	**30** *3000K* **40** *4000K*	**WT** *White* **BK** *Black*
	TL67S	**LD32** *LED 32W* **LD43** *LED 43W*	**O** *On-board* **D** *0-10V & On-board* **B** *Wireless* **A** *DALI*	**S** *7°* **1** *14°* **2** *20°* **3** *30°* **4** *40°* **G** *20°x55°* **E** *10°x30°*	**9** *90* **A** *97(Ra≥95)*	**30** *3000K* **40** *4000K*	**WT** *White* **BK** *Black*

Example: TL67SLD32-O-2930WT

Drawing	Model	LED Power	Dimming	Beam	CRI	CCT	Finish
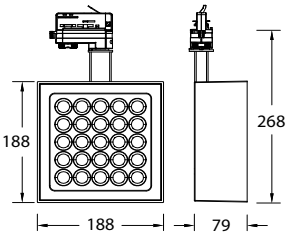	**TL64H**	**LD50** *LED 50W* **LD70** *LED 70W*	**O** *On-board* **D** *0-10V & On-board* **B** *Wireless* **A** *DALI*	**S** *7°* **1** *14°* **2** *20°* **3** *30°* **4** *40°* **E** *10°x30°*	**9** *90* **A** *97*	**30** *3000K* **40** *4000K*	**WT** *White* **BK** *Black*

Example: TL64HLD50-O-2930WT

Light Distribution

TL65S

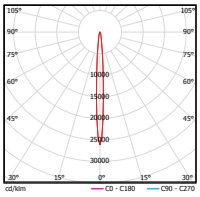

TL65SLD08-O-S930

0° Aiming Angle

D(M)	LUX	W	L
1	10443	0.12	0.12
2	2611	0.24	0.24
3	1160	0.37	0.37
4	653	0.49	0.49

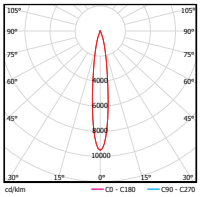

TL65SLD08-O-1930

0° Aiming Angle

D(M)	LUX	W	L
1	4519	0.26	0.26
2	1130	0.52	0.52
3	502	0.78	0.78
4	282	1.04	1.04

TL66S

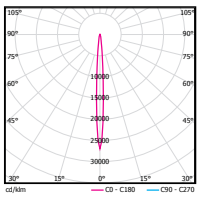

TL66SLD18-O-S930

0° Aiming Angle

D(M)	LUX	W	L
1	19507	0.12	0.12
2	4877	0.24	0.24
3	2167	0.36	0.36
4	1219	0.48	0.48

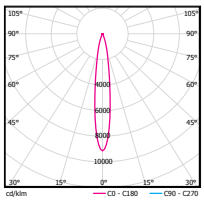

TL66SLD18-O-1930

0° Aiming Angle

D(M)	LUX	W	L
1	8720	0.26	0.26
2	2180	0.51	0.51
3	969	0.77	0.77
4	545	1.02	1.02

TL67S

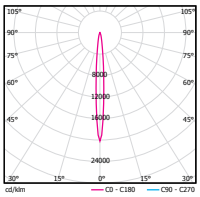

TL67SLD32-O-S930

0° Aiming Angle

D(M)	LUX	W	L
1	32601	0.14	0.14
2	8150	0.28	0.28
3	3622	0.42	0.42
4	2038	0.56	0.56

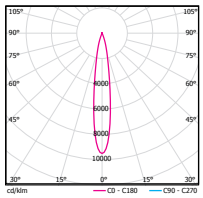

TL67SLD32-O-1930

0° Aiming Angle

D(M)	LUX	W	L
1	15736	0.27	0.27
2	3934	0.54	0.54
3	1748	0.81	0.81
4	984	1.08	1.08

TL64H

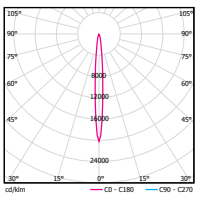

TL64HLD50-O-S930

0° Aiming Angle

D(M)	LUX	W	L
1	53235	0.14	0.14
2	13309	0.28	0.28
3	5915	0.42	0.42
4	3327	0.56	0.56

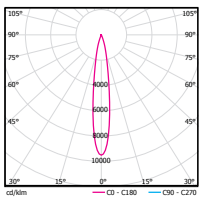

TL64HLD50-O-1930

0° Aiming Angle

D(M)	LUX	W	L
1	36680	0.27	0.27
2	9170	0.54	0.54
3	4076	0.81	0.81
4	2293	1.08	1.08

Accessories

Lenses/Filters

Model	Beam Selector Lens (CLASS I)	Soft Beam Lens (CLASS I)	Frosted Glass (CLASS I)	Beam Elongator (CLASS I)	Honeycomb (CLASS I)
T65S	LENS-TL65S-10D LENS-TL65S-20D LENS-TL65S-30D LENS-TL65S-40D LENS-TL65S-55D LENS-TL65S-0160D	LENS-TL65S-BSL	LENS-TL65S-FR	LENS-TL65S-BEL	LENS-TL65S-HCM
TL66S	LENS-TL66S-10D LENS-TL65S-20D LENS-TL65S-30D LENS-TL65S-40D LENS-TL65S-55D LENS-TL65S-0160D	LENS-TL66S-BSL	LENS-TL66S-FR	LENS-TL66S-BEL	LENS-TL66S-HCM
TL67S	LENS-TL67S-10D LENS-TL67S-20D LENS-TL67S-30D LENS-TL67S-40D LENS-TL67S-55D LENS-TL67S-0160D	LENS-TL67S-BSL	LENS-TL67S-FR	LENS-TL67S-BEL	LENS-TL67S-HCM
Model	**Beam Elongator (CLASS I)**	**Soft Beam Lens (CLASS II)**	**Frosted Glass (CLASS II)**	/	**Honeycomb (CLASS II)**
T64H	LENS-TL64H-T-10D LENS-TL64H-T-20D LENS-TL64H-T-30D LENS-TL64H-T-40D LENS-TL64H-T-55D LENS-TL64H-T-0160D	LENS-TL64H-BSL	LENS-TL64H-FR	/	LENS-TL64H-HCM

Note: Only one piece allowed per Class,all must be ordered separately. Please consult WAC for the Optical Accessories with the appropriate beam angles.

Optical Accessories

Model	Wall Washer (CLASS II)	Barn Door (CLASS III)
TL65S	LENS-TL65S-WW	LENS-TL65S-BD
TL66S	LENS-TL66S-WW	LENS-TL66S-BD
TL67S	LENS-TL67S-WW	LENS-TL67S-BD
TL64H	/	LENS-TL64-BD

Note: 1. Up to 3 Accessories only one piece allowed for each CLASS
2. All must be ordered separately.

FALCON SQUARE WALL WASHER



Body Material	*Die-cast aluminum*
Optical System	*Clear lens included+Wall Washer system* *Dual Lens included+SUBROSA®Optical System(TL66W-C)* *Dual lens(TL64W)*
Finish	*Environmentally safe powder coat*
Adjustable Angle	*0°-365° horizontal rotation and 0°-90° vertical aiming tilt*
Accessories/Brackets	*Various optical accessories available, up to 3 pieces, one piece allowed per Class*

LED Options

	TL65W	TL66W/TL66W-C	TL67W	TL64WLD	TL64WLM
LED Type	*High Power LED*	*High Power LED*	*High Power LED*	*High Power LED*	*High Power LED*
CRI	*90/97(Ra≥95)*	*90/97(Ra≥95)*	*90/97(Ra≥95)*	*90/97(Ra≥95)*	*90/97(Ra≥95)*
LED Color Consistency	*2 SDCM*	*2 SDCM*	*2 SDCM*	*2 SDCM*	*2 SDCM*
LED Color	*3000K/4000K*	*3000K/4000K*	*3000K/4000K*	*3000K/4000K*	*3000K/4000K*
LED Lifetime	*>50,000h-L70 / B10-Ta25℃ (LM-80/TM-21)*	*>50,000h-L70 / B10-Ta25℃ (LM-80/TM-21)*	*>50,000h-L70 / B10-Ta25℃ (LM-80/TM-21)*	*>50,000h-L70 / B10-Ta25℃ (LM-80/TM-21)*	*>50,000h-L70 / B10-Ta25℃ (LM-80/TM-21)*

Product Data

	TL65W	TL66W/TL66W-C	TL67W	TL64WLD	TL64WLM
LED Power	*8W/12W*	*18W/27W*	*32W/43W*	*50W/70W*	*40W*
LED Lumen Output(3000K)	*700lm/875lm*	*1575lm/2125lm*	*2800lm/3500lm*	*4650lm/6000lm*	*4500lm/3600lm*
Finish Color	*White/Black*	*White/Black*	*White/Black*	*White/Black*	*White/Black*
Net Weight	*0.6Kg*	*0.9Kg*	*1.3Kg*	*2.3Kg*	*2.7Kg*

Product Light Peformance(System Lumens @3000K)

Model	Beam	Wall Washer
TL65W	**LD08**	*449lm*
	LD12	*628lm*
TL66W	**LD18**	*1172lm*
	LD27	*1641lm*
TL66W-C	**LD18**	*1150lm*
	LD27	*1629lm*
TL67W	**LD32**	*1841lm*
	LD43	*2302lm*
TL64WLD	**LD50**	*3022lm*
	LD70	*3499lm*
TL64WLM	**LM40**	*2783lm(U 1:10)/3202lm(W 1:5)*

Model Number

Drawing	Model	LED Power	Dimming	Beam	CRI	CCT	Finish
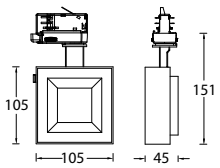	**TL65W**	**LD08** *LED 8W* **LD12** *LED 12W*	**O** *On-board* **D** *0-10V & On-board* **B** *Wireless* **A** *DALI*	**W** *Wall Washer*	**9** *90* **A** *97(Ra≥95)*	**30** *3000K* **40** *4000K*	**WT** *White* **BK** *Black*

Example: TL65WLD08-O-W930WT

Drawing	Model	LED Power	Dimming	Beam	CRI	CCT	Finish
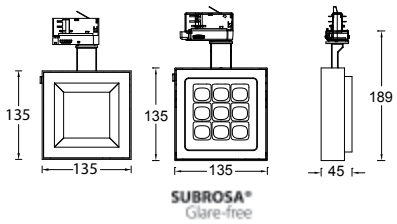	**TL66W**	**LD18** *LED 18W* **LD27** *LED 27W*	**O** *On-board* **D** *0-10V & On-board* **B** *Wireless* **A** *DALI*	**W** *Wall Washer* **C** *SUBROSA® Wall Washer*	**9** *90* **A** *97(Ra≥95)*	**30** *3000K* **40** *4000K*	**WT** *White* **BK** *Black*

Example: TL66WLD18-O-W930WT

Drawing	Model	LED Power	Dimming	Beam	CRI	CCT	Finish
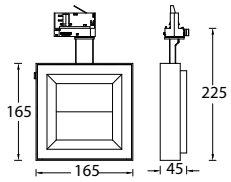	**TL67W**	**LD32** *LED 32W* **LD43** *LED 43W*	**O** *On-board* **D** *0-10V & On-board* **B** *Wireless* **A** *DALI*	**W** *Wall Washer*	**9** *90* **A** *97(Ra≥95)*	**30** *3000K* **40** *4000K*	**WT** *White* **BK** *Black*

Example: TL67WLD32-O-W930WT

Drawing	Model	LED Power	Dimming	Beam	CRI	CCT	Finish
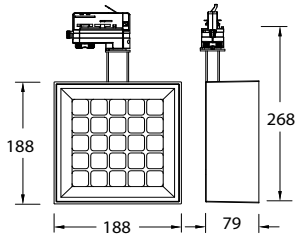	**TL64W**	**LD50** *LED 32W* **LD70** *LED 43W*	**O** *On-board* **D** *0-10V & On-board* **A** *DALI*	**W** *Wall Washer*	**9** *90* **A** *97(Ra≥95)*	**30** *3000K* **40** *4000K*	**WT** *White* **BK** *Black*

Example: TL64WLD50-O-W930WT

Drawing	Model	LED Power	Dimming	Beam	CRI	CCT	Finish
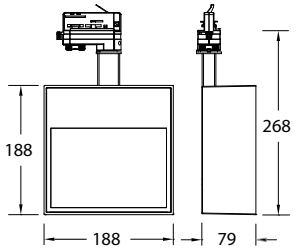	**TL64W**	**LM40** *COB 40W*	**O** *On-board* **D** *0-10V & On-board* **A** *DALI*	**U** *Wall Washer (10:1)* **W** *Wall Washer (5:1)*	**9** *90* **A** *97(Ra≥95)*	**30** *3000K* **40** *4000K*	**WT** *White* **BK** *Black*

Example: TL64WLM40-O-U930WT
Note: The wall washer ratio refers to the ratio of the height of the wall to the distance between the luminaires and the wall, see the installation diagram for details

Light Distribution

TL65WLD08-O-W930

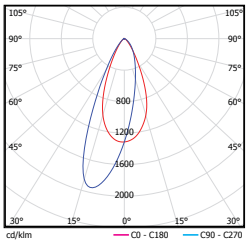

Specifications:
Number of luminaires: n > 5
Wall height (m): 3.0
Angle of tilt: 30°
Offset from wall (m): 0.9
Luminaire spacing (m): 0.99

H (m)	Surface illumination (lux)				
	below the luminaire	between the luminaire	below the luminaire	between the luminaire	below the luminaire
2.70	65	67	64	66	65
2.40	125	131	123	133	123
2.10	155	166	151	168	151
1.80	160	169	157	172	158
1.50	148	154	147	156	146
1.20	127	133	127	134	127
0.90	105	110	106	110	105
0.60	87	91	88	90	88
0.30	76	79	79	78	77

Specifications:
Number of luminaires: n > 5
Wall height (m): 3.0
Angle of tilt: 30°
Offset from wall (m): 0.9
Luminaire spacing (m): 1.08

H (m)	Surface illumination (lux)				
	below the luminaire	between the luminaire	below the luminaire	between the luminaire	below the luminaire
2.70	61	59	61	59	62
2.40	118	116	117	117	116
2.10	145	147	142	150	141
1.80	150	152	148	155	147
1.50	137	139	137	142	136
1.20	117	122	117	123	117
0.90	97	101	97	101	96
0.60	81	84	81	84	81
0.30	70	73	73	73	71

TL66WLD18-O-W930

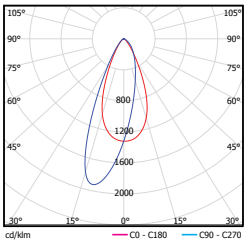

Specifications:
Number of luminaires: n > 5
Wall height (m): 4.0
Angle of tilt: 30°
Offset from wall (m): 1.2
Luminaire spacing (m): 1.32

H (m)	Surface illumination (lux)				
	below the luminaire	between the luminaire	below the luminaire	between the luminaire	below the luminaire
3.60	85	89	88	87	87
3.20	154	164	155	164	154
2.80	187	203	185	204	186
2.40	194	204	193	206	194
2.00	180	185	178	186	179
1.60	151	156	150	157	151
1.20	124	127	125	127	123
0.80	102	104	104	105	102
0.40	88	92	91	91	89

TL66WLD18-O-C930

Specifications:
Number of luminaires: n > 5
Wall height (m): 4.0
Angle of tilt: 30°
Offset from wall (m): 1.2
Luminaire spacing (m): 1.44

H (m)	Surface illumination (lux)				
	below the luminaire	between the luminaire	below the luminaire	between the luminaire	below the luminaire
3.60	81	85	84	83	83
3.20	146	156	147	156	146
2.80	178	193	176	194	177
2.40	184	194	183	196	184
2.00	171	176	169	177	170
1.60	143	148	142	149	143
1.20	118	121	119	121	117
0.80	97	99	99	100	97
0.40	84	87	86	86	85

TL67WLD32-O-W930

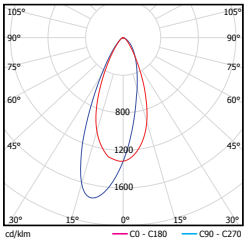

Specifications:
Number of luminaires: n > 5
Wall height (m): 5.0
Angle of tilt: 30°
Offset from wall (m): 1.5
Luminaire spacing (m): 1.8

H (m)	Surface illumination (lux)				
	below the luminaire	between the luminaire	below the luminaire	between the luminaire	below the luminaire
4.50	99	102	103	100	102
4.00	159	162	158	162	160
3.50	184	191	182	192	184
3.00	186	190	185	190	184
2.50	170	172	169	173	169
2.00	145	148	144	148	144
1.50	120	124	120	124	118
1.00	100	103	101	103	99
0.50	88	90	90	90	87

Specifications:
Number of luminaires: n > 5
Wall height (m): 5.0
Angle of tilt: 30°
Offset from wall (m): 1.5
Luminaire spacing (m): 1.65

H (m)	Surface illumination (lux)				
	below the luminaire	between the luminaire	below the luminaire	between the luminaire	below the luminaire
4.50	105	109	107	107	108
4.00	165	180	166	179	166
3.50	192	210	192	210	192
3.00	196	207	196	207	193
2.50	180	186	180	187	179
2.00	153	160	154	160	152
1.50	128	132	129	132	126
1.00	106	109	109	109	106
0.50	93	96	97	96	93

Light Distribution

TL64WLM40-O-W930WT

Specifications:
Number of luminaires: n > 5
Wall height (m): 10.0
Offset from wall (m): 1.0
Luminaire spacing (m): 1.0

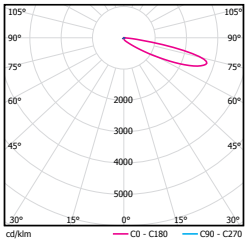

H (m)	Surface illumination (lux)				
	below the luminaire	between the luminaire	below the luminaire	between the luminaire	below the luminaire
9.50	354	371	374	373	360
8.50	400	436	441	441	403
7.50	310	338	441	340	315
6.50	231	249	255	246	233
5.50	169	179	181	178	165
4.50	123	129	130	126	120
3.50	91	95	96	94	89
2.50	71	74	74	73	69
1.50	60	63	63	61	59
0.50	63	64	64	63	60

TL64WLM40-O-U930WT

Specifications:
Number of luminaires: n > 5
Wall height (m): 5.0
Offset from wall (m): 1.0
Luminaire spacing (m): 2.0

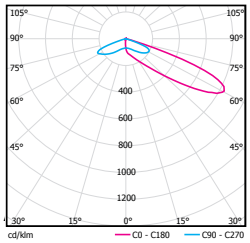

H (m)	Surface illumination (lux)				
	below the luminaire	between the luminaire	below the luminaire	between the luminaire	below the luminaire
4.55	349	358	351	358	349
4.10	599	529	603	529	601
3.65	495	496	503	496	500
3.20	404	424	415	424	409
2.75	318	340	333	341	324
2.30	244	261	261	264	250
1.85	184	200	203	203	191
1.40	140	153	156	155	146
0.95	108	116	124	124	115
0.45	94	106	108	110	100

Accessories

Optical Accessories

Model	Barn Door	Anti-Glare Spotlight Assembly		
				
TL65W	LENS-TL65S-BD	LENS-TL65W-SUBROSA	/	/
TL66W	LENS-TL66S-BD	/	LENS-TL66W-SUBROSA	/
TL67W	LENS-TL67S-BD	/	/	LENS-TL67W-SUBROSA
TL64W	LENS-TL64-BD	/	/	/

Note:1. All must be ordered separately
2. Note: please refer to the manual when installing the anti-glare spotlight assembly

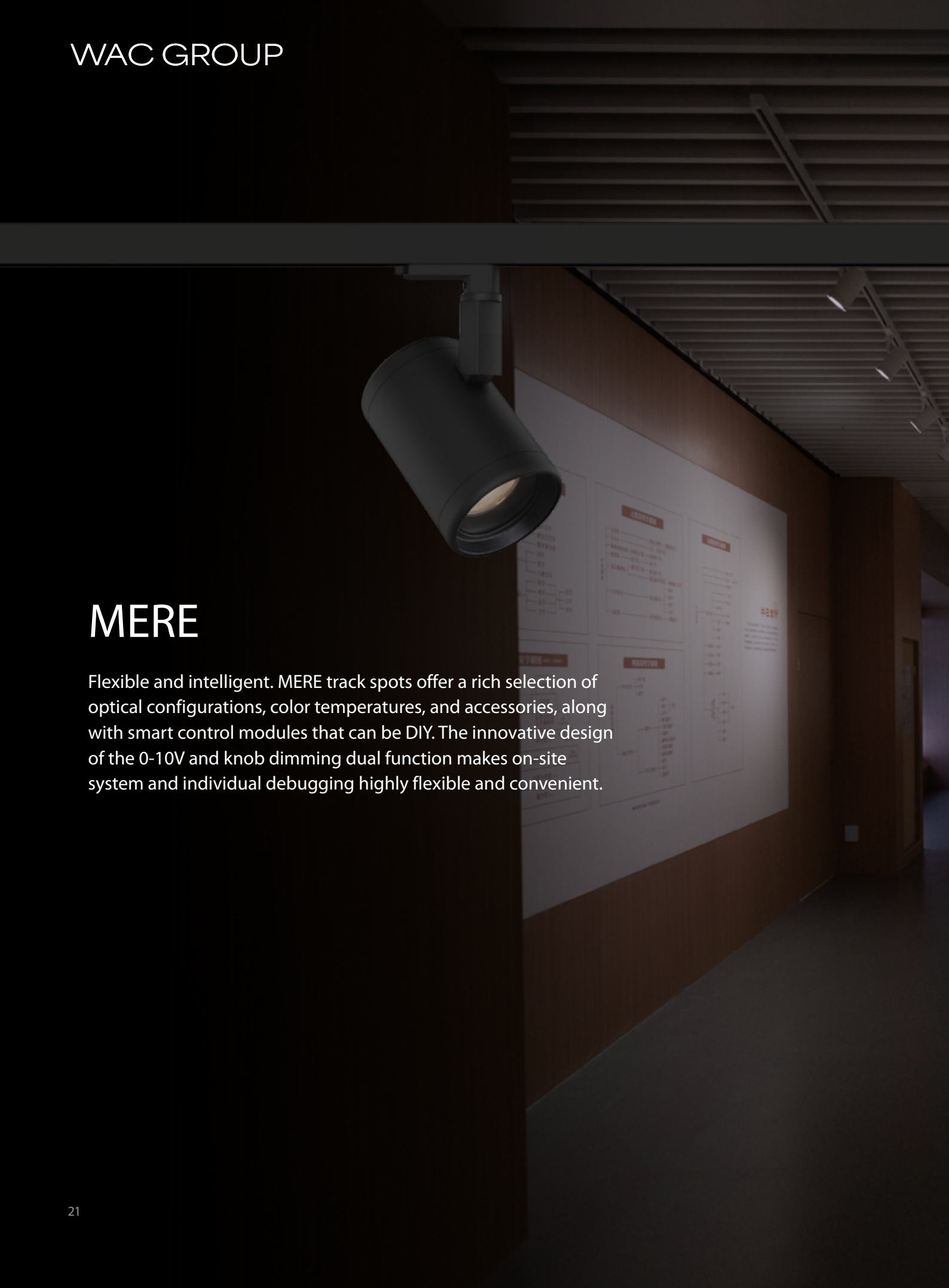

MERE

Flexible and intelligent. MERE track spots offer a rich selection of optical configurations, color temperatures, and accessories, along with smart control modules that can be DIY. The innovative design of the 0-10V and knob dimming dual function makes on-site system and individual debugging highly flexible and convenient.



National Museum of Classic Books
Beijing

MERE HP



Body Material	*Die-cast aluminum*
Optical System	*Clear lens included+Reflector*
Finish	*Environmentally safe powder coat*
Adjustable Angle	*0°-365° horizontal rotation and 0°-90° vertical aiming tilt*
Accessories/Brackets	*Various optical accessories available, one piece allowed per Class*

LED Options

	TL36S	TL37S	TL38S
LED Type	*High Power LED*	*High Power LED*	*High Power LED*
CRI	*90/97(Ra≥95)*	*90/97(Ra≥95)*	*90/97(Ra≥95)*
LED Color Consistency	*2 SDCM*	*2 SDCM*	*2 SDCM*
LED Color	*2700K/3000K/3500K/4000K*	*2700K/3000K/3500K/4000K*	*2700K/3000K/3500K/4000K*
LED Lifetime	*>50,000h-L70 / B10-Ta25℃ (LM-80/TM-21)*	*>50,000h-L70 / B10-Ta25℃ (LM-80/TM-21)*	*>50,000h-L70 / B10-Ta25℃ (LM-80/TM-21)*

Product Data

	TL36S	TL37S	TL38S
LED Power	*8W/12W*	*18W/27W*	*32W/48W*
LED Lumen Output(3000K)	*800lm/1200lm*	*1800lm/2700lm*	*3200lm/4800lm*
Finish Color	*White/Black*	*White/Black*	*White/Black*
Net Weight	*0.9Kg*	*1.8Kg*	*3.8Kg*

Product Light Peformance(System CBCP @3000K)

Model	Beam	6°	10°	15°	24°	36°	50°	10°x50°	25°x55°	Wall Washer
TL36S	**LD08**	*19523cd*	*10519cd*	*4784cd*	*1593cd*	*956cd*	*436cd*	*1842cd*	*1366cd*	*1674cd*
	LD12	*29285cd*	*15778cd*	*7176cd*	*2389d*	*1434cd*	*654cd*	*2763cd*	*2049cd*	*2511cd*
TL37S	**LD18**	*24890cd*	*14273cd*	*13461cd*	*4284cd*	*2156cd*	*1056cd*	*2577cd*	*3711cd*	*1994cd*
	LD27	*37335cd*	*21410cd*	*20192cd*	*6426cd*	*3234cd*	*1584cd*	*3866cd*	*5566cd*	*2991cd*
TL38S	**LD32**	*76413cd*	*33384cd*	*15941cd*	*7174cd*	*4265cd*	*1889cd*	*4501cd*	*6295cd*	*2375cd*
	LD48	*114619cd*	*50076cd*	*23912cd*	*10761cd*	*6398cd*	*2834cd*	*6751cd*	*9443cd*	*3563cd*

Model Number

Drawing	Model	LED Power	Dimming	Beam	CRI	CCT	Finish
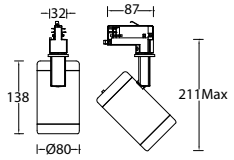	**TL36S**	**LD08** *LED 8W* **LD12** *LED 12W*	**D** *0-10V & On-board* **A** *DALI*	**S** *6°* **N** *10°* **1** *15°* **2** *24°* **3** *36°* **5** *50°* **G** *10°x50°* **E** *25°x55°* **W** *Wall Washer*	**9** *90* **A** *97(Ra≥95)*	**27** *2700K* **30** *3000K* **35** *3500K* **40** *4000K*	**WT** *White* **BK** *Black*

Example: TL36SLD08-D-2930WT

Drawing	Model	LED Power	Dimming	Beam	CRI	CCT	Finish
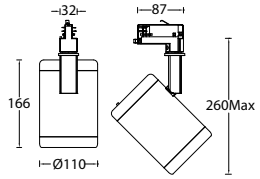	**TL37S**	**LD18** *LED 18W* **LD27** *LED 27W*	**D** *0-10V & On-board* **A** *DALI*	**S** *6°* **N** *10°* **1** *15°* **2** *24°* **3** *36°* **5** *50°* **G** *10°x50°* **E** *25°x55°* **W** *Wall Washer*	**9** *90* **A** *97(Ra≥95)*	**27** *2700K* **30** *3000K* **35** *3500K* **40** *4000K*	**WT** *White* **BK** *Black*

Example: TL37SLD27-D-2930WT

Drawing	Model	LED Power	Dimming	Beam	CRI	CCT	Finish
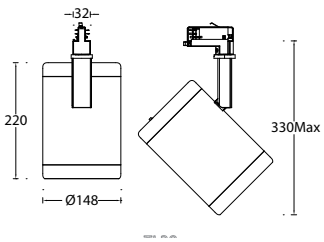	**TL38S**	**LD32** *LED 32W* **LD48** *LED 48W*	**D** *0-10V & On-board* **A** *DALI*	**S** *6°* **N** *10°* **1** *15°* **2** *24°* **3** *36°* **5** *50°* **G** *10°x50°* **E** *25°x55°* **W** *Wall Washer*	**9** *90* **A** *97(Ra≥95)*	**27** *2700K* **30** *3000K* **35** *3500K* **40** *4000K*	**WT** *White* **BK** *Black*

Example: TL38SLD48-D-2930WT

Light Distribution

T36S

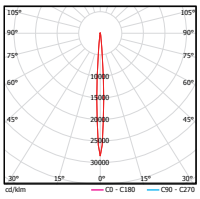

TL36SLD12-D-S930WT

0° Aiming Angle

D(M)	LUX	W	L
1	29285	0.11	0.11
2	7321	0.22	0.22
3	3254	0.33	0.33
4	1830	0.44	0.44

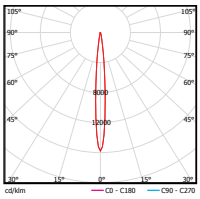

TL36SLD12-D-N930WT

0° Aiming Angle

D(M)	LUX	W	L
1	15778	0.16	0.16
2	3945	0.32	0.32
3	1753	0.48	0.48
4	986	0.64	0.64

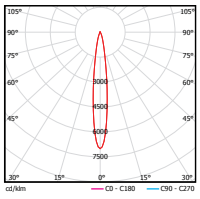

TL36SLD12-D-1930WT

0° Aiming Angle

D(M)	LUX	W	L
1	7176	0.24	0.24
2	1794	0.48	0.48
3	797	0.72	0.72
4	449	0.96	0.96

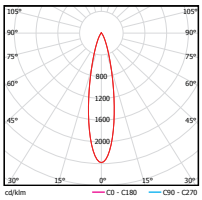

TL36SLD12-D-2930WT

0° Aiming Angle

D(M)	LUX	W	L
1	2389	0.40	0.40
2	597	0.80	0.80
3	265	1.20	1.20
4	149	1.60	1.60

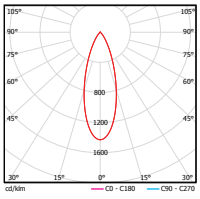

TL36SLD12-D-3930WT

0° Aiming Angle

D(M)	LUX	W	L
1	1434	0.61	0.61
2	359	1.22	1.22
3	159	1.83	1.83
4	90	2.44	2.44

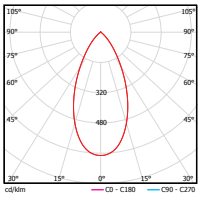

TL36SLD12-D-5930WT

0° Aiming Angle

D(M)	LUX	W	L
1	654	0.92	0.92
2	164	1.84	1.84
3	73	2.76	2.76
4	41	3.68	3.68

T37S

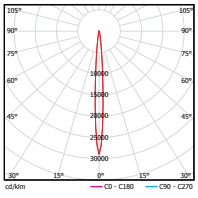

TL37SLD27-D-S930BK

0° Aiming Angle

D(M)	LUX	W	L
1	37335	0.13	0.13
2	9334	0.26	0.26
3	4148	0.39	0.39
4	2333	0.52	0.52

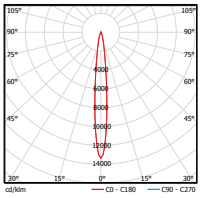

TL37SLD27-D-N930BK

0° Aiming Angle

D(M)	LUX	W	L
1	21410	0.19	0.19
2	5353	0.38	0.38
3	2379	0.57	0.57
4	1338	0.76	0.76

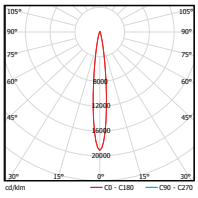

TL37SLD27-D-1930BK

0° Aiming Angle

D(M)	LUX	W	L
1	20192	0.22	0.22
2	5048	0.44	0.44
3	2244	0.66	0.66
4	1262	0.88	0.88

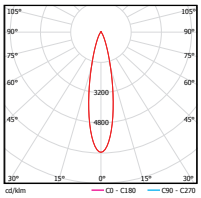

TL37SLD27-D-2930BK

0° Aiming Angle

D(M)	LUX	W	L
1	6426	0.40	0.40
2	1607	0.80	0.80
3	714	1.20	1.20
4	402	1.60	1.60

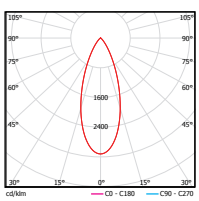

TL37SLD27-D-3930BK

0° Aiming Angle

D(M)	LUX	W	L
1	3234	0.69	0.69
2	809	1.38	1.38
3	359	2.07	2.07
4	202	2.76	2.76

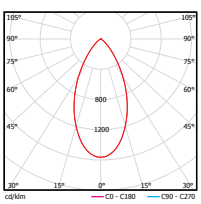

TL37SLD27-D-5930BK

0° Aiming Angle

D(M)	LUX	W	L
1	1584	0.96	0.96
2	396	1.92	1.92
3	176	2.88	2.88
4	99	3.84	3.84

Light Distribution

T38S

TL38SLD48-D-S930BK

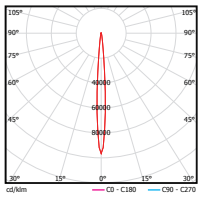

0° Aiming Angle

D(M)	LUX	W	L
1	114619	0.14	0.14
2	28655	0.28	0.28
3	12735	0.42	0.42
4	7164	0.56	0.56

TL38SLD48-D-N930BK

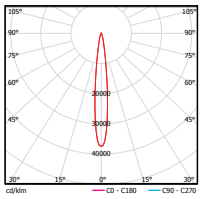

0° Aiming Angle

D(M)	LUX	W	L
1	50076	0.21	0.21
2	12519	0.42	0.42
3	5564	0.63	0.63
4	3130	0.84	0.84

TL38SLD48-D-1930BK

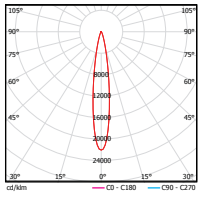

0° Aiming Angle

D(M)	LUX	W	L
1	23912	0.27	0.27
2	5978	0.54	0.54
3	2657	0.81	0.81
4	1495	1.08	1.08

TL38SLD48-D-2930BK

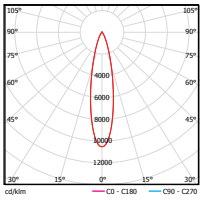

0° Aiming Angle

D(M)	LUX	W	L
1	10761	0.40	0.40
2	2690	0.80	0.80
3	1196	1.20	1.20
4	673	1.60	1.60

TL38SLD48-D-3930BK

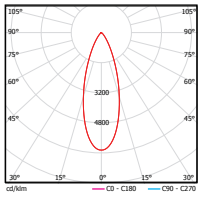

0° Aiming Angle

D(M)	LUX	W	L
1	6398	0.62	0.62
2	1600	1.24	1.24
3	711	1.86	1.86
4	400	2.48	2.48

TL38SLD48-D-5930BK

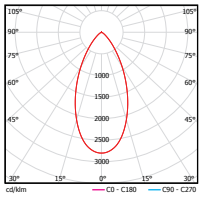

0° Aiming Angle

D(M)	LUX	W	L
1	2834	0.92	0.92
2	709	1.84	1.84
3	315	2.76	2.76
4	177	3.68	3.68

Light Distribution

TL36SLD08-D-W930WT

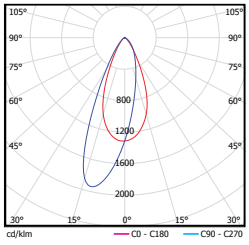

Specifications:
Number of luminaires: n > 5
Wall height (m): 3.0
Angle of tilt: 30°
Offset from wall (m): 0.9
Luminaire spacing (m): 0.99

H (m)	Surface illumination (lux)				
	below the luminaire	between the luminaire	below the luminaire	between the luminaire	below the luminaire
2.70	65	67	64	66	65
2.40	125	131	123	133	123
2.10	155	166	151	168	151
1.80	160	169	157	172	158
1.50	148	154	147	156	146
1.20	127	133	127	134	127
0.90	105	110	106	110	105
0.60	87	91	88	90	88
0.30	76	79	79	78	77

Specifications:
Number of luminaires: n > 5
Wall height (m): 3.0
Angle of tilt: 30°
Offset from wall (m): 0.9
Luminaire spacing (m): 1.08

H (m)	Surface illumination (lux)				
	below the luminaire	between the luminaire	below the luminaire	between the luminaire	below the luminaire
2.70	61	59	61	59	62
2.40	118	116	117	117	116
2.10	145	147	142	150	141
1.80	150	152	148	155	147
1.50	137	139	137	142	136
1.20	117	122	117	123	117
0.90	97	101	97	101	96
0.60	81	84	81	84	81
0.30	70	73	73	73	71

TL37SLD18-D-W930WT

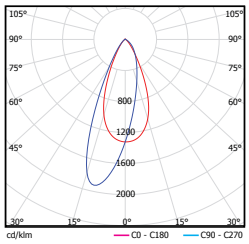

Specifications:
Number of luminaires: n > 5
Wall height (m): 4.0
Angle of tilt: 30°
Offset from wall (m): 1.2
Luminaire spacing (m): 1.32

H (m)	Surface illumination (lux)				
	below the luminaire	between the luminaire	below the luminaire	between the luminaire	below the luminaire
3.60	85	89	88	87	87
3.20	154	164	155	164	154
2.80	187	203	185	204	186
2.40	194	204	193	206	194
2.00	180	185	178	186	179
1.60	151	156	150	157	151
1.20	124	127	125	127	123
0.80	102	104	104	105	102
0.40	88	92	91	91	89

Specifications:
Number of luminaires: n > 5
Wall height (m): 4.0
Angle of tilt: 30°
Offset from wall (m): 1.2
Luminaire spacing (m): 1.44

H (m)	Surface illumination (lux)				
	below the luminaire	between the luminaire	below the luminaire	between the luminaire	below the luminaire
3.60	80	79	83	78	82
3.20	145	145	146	145	145
2.80	175	182	175	183	175
2.40	181	184	181	185	181
2.00	167	168	166	169	166
1.60	139	143	139	143	139
1.20	114	117	115	117	113
0.80	94	97	95	97	93
0.40	81	84	84	84	82

TL38SLD32-D-W930WT

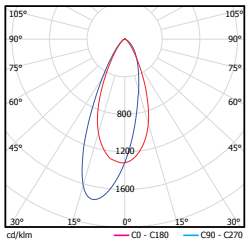

Specifications:
Number of luminaires: n > 5
Wall height (m): 5.0
Angle of tilt: 30°
Offset from wall (m): 1.5
Luminaire spacing (m): 1.8

H (m)	Surface illumination (lux)				
	below the luminaire	between the luminaire	below the luminaire	between the luminaire	below the luminaire
4.50	99	102	103	100	102
4.00	159	162	158	162	160
3.50	184	191	182	192	184
3.00	186	190	185	190	184
2.50	170	172	169	173	169
2.00	145	148	144	148	144
1.50	120	124	120	124	118
1.00	100	103	101	103	99
0.50	88	90	90	90	87

Specifications:
Number of luminaires: n > 5
Wall height (m): 5.0
Angle of tilt: 30°
Offset from wall (m): 1.5
Luminaire spacing (m): 1.65

H (m)	Surface illumination (lux)				
	below the luminaire	between the luminaire	below the luminaire	between the luminaire	below the luminaire
4.50	105	109	107	107	108
4.00	165	180	166	179	166
3.50	192	210	192	210	192
3.00	196	207	196	207	193
2.50	180	186	180	187	179
2.00	153	160	154	160	152
1.50	128	132	129	132	126
1.00	106	109	109	109	106
0.50	93	96	97	96	93

Accessories

Lenses/Filters

Model	Lens Angle S (CLASS I)	Lens Angle N (CLASS I)	Lens Angle 1 (CLASS I)	Lens Angle 2 (CLASS I)	Lens Angle 3 (CLASS I)	Lens Angle 5 (CLASS I)	Lens Angle E (CLASS I)	Lens Angle G (CLASS I)
TL36S	LENS-TL36-HSBK	LENS-TL36-HNBK	LENS-TL36-H1BK	LENS-TL36-H2BK	LENS-TL36-H3BK	LENS-TL36-H5BK	LENS-TL36-HEBK	LENS-TL36-HGBK
TL37S	LENS-TL37-HSBK	LENS-TL37-HNBK	LENS-TL37-H1BK	LENS-TL37-H2BK	LENS-TL37-H3BK	LENS-TL37-H5BK	LENS-TL37-HEBK	LENS-TL37-HGBK
TL38S	LENS-TL38-HSBK	LENS-TL38-HNBK	LENS-TL38-H1BK	LENS-TL38-H2BK	LENS-TL38-H3BK	LENS-TL38-H5BK	LENS-TL38-HEBK	LENS-TL38-HGBK

	Wall Washer lens (CLASS II)	Beam Elongator Lens (CLASS II)	Slight Beam Spread (CLASS II)	Medium Beam Spread (CLASS II)	Strong Beam Spread (CLASS II)	Identification Lens (CLASS III)	Preference Lens (CLASS III)	History Lens (CLASS III)
								
TL36S	LENS-TL36-WWWT	LENS-TL36-EEWT	LENS-TL36-SSWT	LENS-TL36-MMWT	LENS-TL36-LLWT	LENS-TL36-RGWT	LENS-TL36-PFWT	LENS-TL36-HSWT
TL37S	LENS-TL37-WWWT	LENS-TL37-EEWT	LENS-TL37-SSWT	LENS-TL37-MMWT	LENS-TL37-LLWT	LENS-TL37-RGWT	LENS-TL37-PFWT	LENS-TL37-HSWT
TL38S	LENS-TL38-WWWT	LENS-TL38-EEWT	LENS-TL38-SSWT	LENS-TL38-MMWT	LENS-TL38-LLWT	LENS-TL38-RGWT	LENS-TL38-PFWT	LENS-TL38-HSWT

Optical Accessories

Model	Edge Honeycomb (CLASS IV)	Snoot Black (CLASS IV)	Snoot White (CLASS IV)	Barn Door Black (CLASS V)	Barn Door White (CLASS V)
					
TL36S	LENS-TL36-HCM	LENS-TL36-Snoot-B	LENS-TL36-Snoot-W	LENS-TL36-BD-BK	LENS-TL36-BD-WT
TL37S	LENS-TL37-HCM	LENS-TL37-Snoot-B	LENS-TL37-Snoot-W	LENS-TL37-BD-BK	LENS-TL37-BD-WT
TL38S	LENS-TL38-HCM	LENS-TL38-Snoot-B	LENS-TL38-Snoot-W	LENS-TL38-BD-BK	LENS-TL38-BD-WT

Dimming Module

Model	On-board+0-10V Dimming Module Black (CLASS VI)	On-board+0-10V Dimming Module White (CLASS VI)	DALI Dimming ModuleBlack (CLASS VI)	DALI Dimming Module White (CLASS VI)
			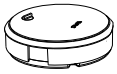	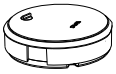
TL36S	PART-TL36-D-BK	PART-TL36-D-WT	PART-TL36-A-BK	PART-TL36-A-WT
TL37S	PART-TL37-D-BK	PART-TL37-D-WT	PART-TL37-A-BK	PART-TL37-A-WT
TL38S	PART-TL38-D-BK	PART-TL38-D-WT	PART-TL38-A-BK	PART-TL38-A-WT

Note: Up to six types of Accessories can be added, and each type of accessory can only be added one at a time

MERE COB



Body Material	*Die-cast aluminum*
Optical System	*Clear lens included+Reflector*
Finish	*Environmentally safe powder coat*
Adjustable Angle	*0°-365° horizontal rotation and 0°-90° vertical aiming tilt*
Accessories/Brackets	*Various optical accessories available, one piece allowed per Class*

LED Options

	TL35S	TL36S	TL37S	TL38S
LED Type	*COB*	*COB*	*COB*	*COB*
CRI	*90/97(Ra≥95)*	*90/97(Ra≥95)*	*90/97(Ra≥95)*	*90/97(Ra≥95)*
LED Color Consistency	*2 SDCM*	*2 SDCM*	*2 SDCM*	*2 SDCM*
LED Color	*2700K/3000K/3500K/4000K*	*2700K/3000K/3500K/4000K*	*2700K/3000K/3500K/4000K*	*2700K/3000K/3500K/4000K*
LED Lifetime	*>50,000h-L70 / B10-Ta25℃ (LM-80/TM-21)*	*>50,000h-L70 / B10-Ta25℃ (LM-80/TM-21)*	*>50,000h-L70 / B10-Ta25℃ (LM-80/TM-21)*	*>50,000h-L70 / B10-Ta25℃ (LM-80/TM-21)*

Product Data

	TL35S	TL36S	TL37S	TL38S
LED Power	*10W*	*12W/18W*	*18W/26W/32W/38W*	*38W/48W/58W*
LED Lumen Output(3000K)	*1200lm*	*1440lm/2160lm*	*2160lm/3120lm/3840lm/4484lm*	*4750lm/5760lm/6844lm*
Finish Color	*White/Black*	*White/Black*	*White/Black*	*White/Black*
Net Weight	*0.6Kg*	*0.9Kg*	*1.8Kg*	*3.9Kg*

Product Light Peformance(System CBCP @3000K)

Model \ Beam		12°	24°	36°	50°	15°-50°
TL35S	**LM10**	*8432cd*	*4165cd*	*1961cd*	*929cd*	*MIN 929cd-MAX 6150cd*
TL36S	**LM12**	*11369cd*	*6997cd*	*3083cd*	*966cd*	*MIN 966cd-MAX 1440cd*
	LM18	*17054cd*	*10495cd*	*4624cd*	*1449cd*	*MIN1449cd-MAX 2160cd*
TL37S	**LM18**	*21977cd*	*14587cd*	*5835cd*	*1710cd*	*1710cd*
	LM26	*31744cd*	*21070cd*	*8428cd*	*2469cd*	*2469cd*
	LM32	*39069cd*	*25933cd*	*10373cd*	*3039cd*	*MIN 3039cd-MAX 17781cd*
	LM38	*46395cd*	*30795cd*	*12318cd*	*3609cd*	*MIN 3609cd-MAX 21115cd*
TL38S	**LM38**	*26602cd*	*30699cd*	*12611cd*	*4759cd*	*MIN 4759cd-MAX 22045cd*
	LM48	*33602cd*	*38778cd*	*15930cd*	*6011cd*	*MIN 6011cd-MAX 27846cd*
	LM58	*40603cd*	*46857cd*	*19249cd*	*7263cd*	*MIN 7263cd-MAX 42502cd*

Model Number

Drawing	Model	LED Power	Dimming	Beam	CRI	CCT	Finish
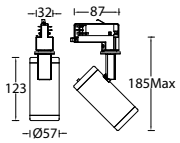	**TL35S**	**LM10** *COB 10W*	**D** *0-10V & On-board* **A** *DALI*	**1** *12°* **2** *24°* **3** *36°* **5** *50°* **F** *15°-50°* **W** *Wall Washer*	**9** *90* **A** *97(Ra≥95)*	**27** *2700K* **30** *3000K* **35** *3500K* **40** *4000K*	**WT** *White* **BK** *Black*

Example: TL35SLM10-D-2930WT

Drawing	Model	LED Power	Dimming	Beam	CRI	CCT	Finish
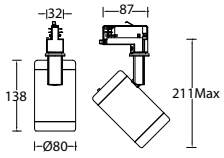	**TL36S**	**LM12** *COB 12W* **LM18** *COB18W*	**D** *0-10V & On-board* **A** *DALI*	**1** *12°* **2** *24°* **3** *36°* **5** *50°* **F** *15°-50°* **W** *Wall Washer*	**9** *90* **A** *97(Ra≥95)*	**27** *2700K* **30** *3000K* **35** *3500K* **40** *4000K*	**WT** *White* **BK** *Black*

Example: TL36SLM18-D-2930WT

Drawing	Model	LED Power	Dimming	Beam	CRI	CCT	Finish
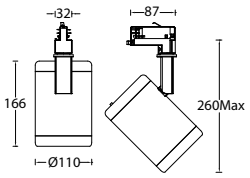	**TL37S**	**LM18** *COB 18W* **LM26** *COB 26W* **LM32** *COB 32W* **LM38** *COB 38W*	**D** *0-10V & On-board* **A** *DALI*	**1** *12°* **2** *24°* **3** *36°* **4** *50°* **F** *15°-50°* **W** *Wall Washer*	**9** *90* **A** *97(Ra≥95)*	**27** *2700K* **30** *3000K* **35** *3500K* **40** *4000K*	**WT** *White* **BK** *Black*

Example: TL37SLM32-D-2930WT

Drawing	Model	LED Power	Dimming	Beam	CRI	CCT	Finish
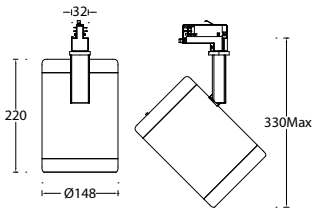	**TL38S**	**LM38** *COB 38W* **LM48** *COB 48W* **LM58** *COB 58W*	**D** *0-10V & On-board* **A** *DALI*	**1** *12°* **2** *24°* **3** *36°* **5** *50°* **F** *15°-50°* **W** *Wall Washer*	**9** *90* **A** *97(Ra≥95)*	**27** *2700K* **30** *3000K* **35** *3500K* **40** *4000K*	**WT** *White* **BK** *Black*

Example: TL38SLM48-D-2930WT

Light Distribution

T35S

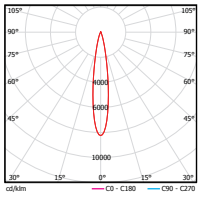

TL35SLM10-D-1930BK

0° Aiming Angle

D(M)	LUX	W	L
1	8432	0.29	0.29
2	2108	0.58	0.58
3	937	0.87	0.87
4	527	1.16	1.16

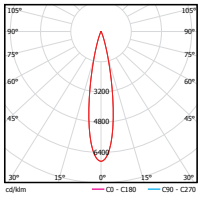

TL35SLM10-D-2930BK

0° Aiming Angle

D(M)	LUX	W	L
1	4165	0.36	0.36
2	1041	0.72	0.72
3	463	1.08	1.08
4	260	1.44	1.44

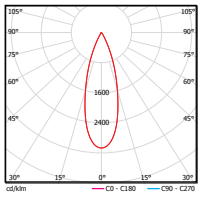

TL35SLM10-D-3930BK

0° Aiming Angle

D(M)	LUX	W	L
1	1961	0.57	0.57
2	490	1.14	1.14
3	218	1.71	1.71
4	123	2.28	2.28

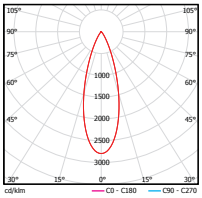

TL35SLM10-D-5930BK

0° Aiming Angle

D(M)	LUX	W	L
1	936	0.92	0.92
2	234	1.84	1.84
3	104	2.76	2.76
4	59	3.68	3.68

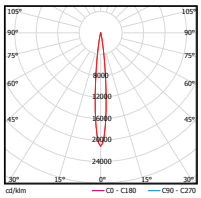

TL35SLM10-D-F930BK(MIN)

0° Aiming Angle

D(M)	LUX	W	L
1	6150	0.19	0.19
2	1538	0.38	0.38
3	683	0.57	0.57
4	384	0.76	0.76

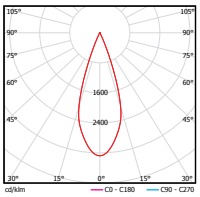

TL35SLM10-D-F930BK(MAX)

0° Aiming Angle

D(M)	LUX	W	L
1	929	0.63	0.63
2	232	1.26	1.26
3	103	1.89	1.89
4	58	2.52	2.52

T36S

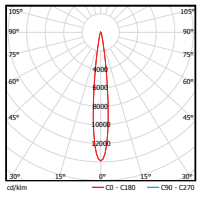

TL36SLM18-D-1930WT

0° Aiming Angle

D(M)	LUX	W	L
1	17054	0.22	0.22
2	4264	0.44	0.44
3	1895	0.66	0.66
4	1066	0.88	0.88

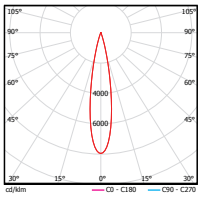

TL36SLM18-D-2930WT

0° Aiming Angle

D(M)	LUX	W	L
1	10495	0.34	0.34
2	2624	0.68	0.68
3	1166	1.02	1.02
4	656	1.36	1.36

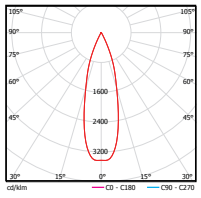

TL36SLM18-D-3930WT

0° Aiming Angle

D(M)	LUX	W	L
1	4624	0.52	0.34
2	1156	1.04	0.68
3	514	1.56	1.02
4	289	2.08	1.36

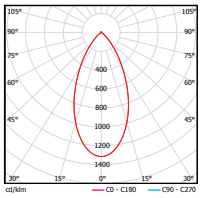

TL36SLM18-D-5930WT

0° Aiming Angle

D(M)	LUX	W	L
1	1449	0.92	0.92
2	362	1.84	1.84
3	161	2.76	2.76
4	91	3.68	3.68

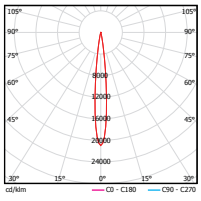

TL36SLM18-D-F930WT(MIN)

0° Aiming Angle

D(M)	LUX	W	L
1	2160	0.20	0.20
2	540	0.40	0.40
3	240	0.60	0.60
4	135	0.80	0.80

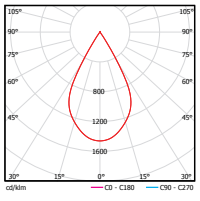

TL36SLM18-D-F930WT(MAX)

0° Aiming Angle

D(M)	LUX	W	L
1	1449	1.10	1.10
2	362	2.20	2.20
3	161	3.30	3.30
4	91	4.40	4.40

Light Distribution

T37S

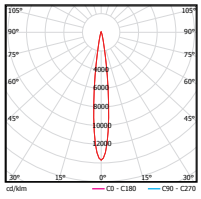

TL37SLM38-D-1930BK

0º Aiming Angle

D(M)	LUX	W	L
1	46395	0.22	0.22
2	11599	0.44	0.44
3	5155	0.66	0.66
4	2900	0.88	0.88

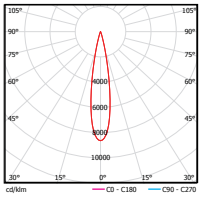

TL37SLM38-D-2930BK

0º Aiming Angle

D(M)	LUX	W	L
1	30795	0.33	0.33
2	7699	0.66	0.66
3	3422	0.99	0.99
4	1925	1.32	1.32

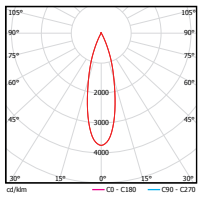

TL37SLM38-D-3930BK

0º Aiming Angle

D(M)	LUX	W	L
1	12318	0.49	0.49
2	3080	0.98	0.98
3	1369	1.47	1.47
4	770	1.96	1.96

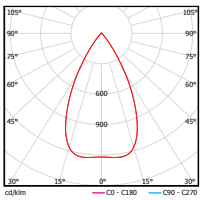

TL37SLM38-D-5930BK

0º Aiming Angle

D(M)	LUX	W	L
1	3609	1.10	1.10
2	902	2.20	2.20
3	401	3.30	3.30
4	226	4.40	4.40

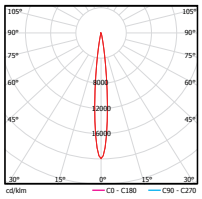

TL37SLM38-D-F930BK(MIN)

0º Aiming Angle

D(M)	LUX	W	L
1	21115	1.00	1.00
2	5279	2.00	2.00
3	2346	3.00	3.00
4	1320	4.00	4.00

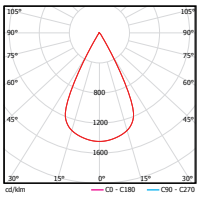

TL37SLM38-D-F930BK(MAX)

0º Aiming Angle

D(M)	LUX	W	L
1	3609	0.20	0.20
2	902	0.40	0.40
3	401	0.60	0.60
4	226	0.80	0.80

T38S

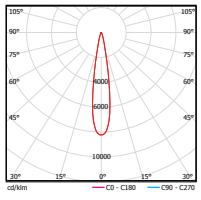

TL38SLM38-D-1930BK

0º Aiming Angle

D(M)	LUX	W	L
1	26602	0.31	0.31
2	6651	0.62	0.62
3	2956	0.93	0.93
4	1663	1.24	1.24

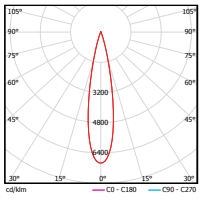

TL38SLM38-D-2930BK

0º Aiming Angle

D(M)	LUX	W	L
1	30699	0.37	0.37
2	7675	0.74	0.74
3	3411	1.11	1.11
4	1919	1.48	1.48

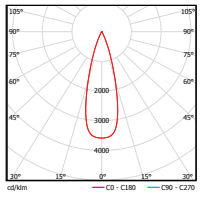

TL38SLM38-D-3930BK

0º Aiming Angle

D(M)	LUX	W	L
1	12611	0.54	0.54
2	3153	1.08	1.08
3	1401	1.62	1.62
4	788	2.16	2.16

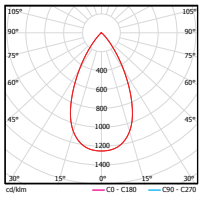

TL38SLM38-D-5930BK

0º Aiming Angle

D(M)	LUX	W	L
1	4759	1.00	1.00
2	1190	2.00	2.00
3	529	3.00	3.00
4	297	4.00	4.00

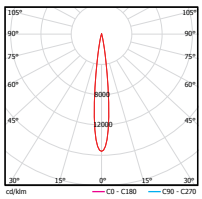

TL38SLM38-D-F930BK(MIN)

0º Aiming Angle

D(M)	LUX	W	L
1	22045	1.20	1.20
2	5511	2.40	2.40
3	2449	3.60	3.60
4	1378	4.80	4.80

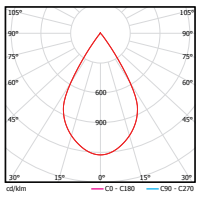

TL38SLM38-D-F930BK(MAX)

0º Aiming Angle

D(M)	LUX	W	L
1	4759	0.23	0.23
2	1190	0.46	0.46
3	529	0.69	0.69
4	297	0.92	0.92

Light Distribution

TL35SLM10-D-W930BK

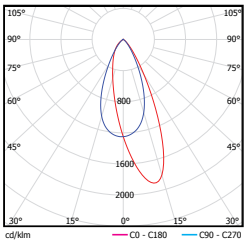

Specifications:
Number of luminaires: n > 5
Wall height (m): 3.0
Angle of tilt: 30°
Offset from wall (m): 1.0
Luminaire spacing (m): 1.2

H (m)	Surface illumination (lux)				
	below the luminaire	between the luminaire	below the luminaire	between the luminaire	below the luminaire
2.70	*84*	*79*	*84*	*79*	*84*
2.30	*128*	*136*	*128*	*136*	*124*
1.90	*141*	*153*	*141*	*153*	*141*
1.50	*135*	*142*	*135*	*142*	*134*
1.10	*114*	*119*	*114*	*119*	*114*
0.70	*91*	*95*	*92*	*94*	*91*
0.30	*72*	*74*	*72*	*74*	*7·*

TL36SLM18-D-W930BK

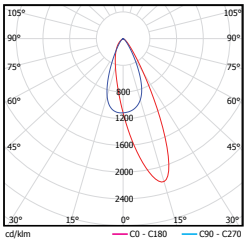

Specifications:
Number of luminaires: n > 5
Wall height (m): 3.6
Angle of tilt: 30°
Offset from wall (m): 1.2
Luminaire spacing (m): 1.5

H (m)	Surface illumination (lux)				
	below the luminaire	between the luminaire	below the luminaire	between the luminaire	below the luminaire
3.40	*97*	*90*	*98*	*91*	*98*
3.00	*182*	*179*	*183*	*179*	*182*
2.60	*218*	*235*	*219*	*235*	*218*
2.20	*233*	*249*	*233*	*248*	*232*
1.80	*226*	*235*	*227*	*235*	*226*
1.40	*198*	*200*	*199*	*200*	*197*
1.00	*162*	*167*	*163*	*167*	*162*
0.60	*131*	*136*	*132*	*136*	*130*
0.20	*104*	*109*	*105*	*109*	*104*

TL38SLM38-D-W930BK

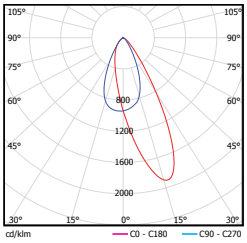

Specifications:
Number of luminaires: n > 5
Wall height (m): 4.8
Angle of tilt: 30°
Offset from wall (m): 1.5
Luminaire spacing (m): 1.8

H (m)	Surface illumination (lux)				
	below the luminaire	between the luminaire	below the luminaire	between the luminaire	below the luminaire
4.50	*63*	*71*	*64*	*71*	*63*
3.90	*136*	*154*	*137*	*154*	*136*
3.30	*168*	*195*	*169*	*194*	*167*
2.70	*177*	*202*	*178*	*201*	*176*
2.10	*174*	*189*	*176*	*189*	*173*
1.50	*154*	*165*	*156*	*165*	*153*
0.90	*139*	*145*	*141*	*144*	*138*
0.30	*123*	*127*	*126*	*127*	*122*

Accessories

Lenses/Filters

Model	Lens Angle 1 (CLASS I)	Lens Angle 2 (CLASS I)	Lens Angle 3 (CLASS I)	Lens Angle 5(CLASS I)	Lens Angle F (CLASS I)
TL35S	LENS-TL35-C1BK	LENS-TL35-C2BK	LENS-TL35-C3BK	LENS-TL35-C5BK	LENS-TL35-CFBK
TL36S	LENS-TL36-C1BK	LENS-TL36-C2BK	LENS-TL36-C3BK	LENS-TL36-C5BK	LENS-TL36-CFBK
TL37S	LENS-TL37-C1BK	LENS-TL37-C2BK	LENS-TL37-C3BK	LENS-TL37-C5BK	LENS-TL37-CFBK
TL38S	LENS-TL38-C1BK	LENS-TL38-C2BK	LENS-TL38-C3BK	LENS-TL38-C5BK	LENS-TL38 -CFBK

Model	Wall Washer Lens (CLASS II)	Beam Elongator Lens (CLASS II)	Slight Beam Spread (CLASS II)	Medium Beam Spread (CLASS II)	Strong Beam Spread (CLASS II)	Identification Lens (CLASS III)	Preference Lens (CLASS III)	History Lens (CLASS III)
								
TL35S	LENS-TL35-WWWT	LENS-TL35-EEWT	LENS-TL35-SSWT	LENS-TL35-MMWT	LENS-TL35-LLWT	LENS-TL35-RGWT	LENS-TL35-PFWT	LENS-TL35-HSWT
TL36S	LENS-TL36-WWWT	LENS-TL36-EEWT	LENS-TL36-SSWT	LENS-TL36-MMWT	LENS-TL36-LLWT	LENS-TL36-RGWT	LENS-TL36-PFWT	LENS-TL36-HSWT
TL37S	LENS-TL37-WWWT	LENS-TL37-EEWT	LENS-TL37-SSWT	LENS-TL37-MMWT	LENS-TL37-LLWT	LENS-TL37-RGWT	LENS-TL37-PFWT	LENS-TL37-HSWT
TL38S	LENS-TL38-WWWT	LENS-TL38-EEWT	LENS-TL38-SSWT	LENS-TL38-MMWT	LENS-TL38-LLWT	LENS-TL38-RGWT	LENS-TL38-PFWT	LENS-TL38-HSWT

Optical Accessories

Model	Edge Honeycomb (CLASS IV)	Snoot Black (CLASS IV)	Snoot White (CLASS IV)	Barn Door Black (CLASS V)	Barn Door White (CLASS V)
					
TL35S	LENS-TL35-HCM	LENS-TL35-Snoot-B	LENS-TL35-Snoot-W	LENS-TL35-BD-BK	LENS-TL35-BD-WT
TL36S	LENS-TL36-HCM	LENS-TL36-Snoot-B	LENS-TL36-Snoot-W	LENS-TL36-BD-BK	LENS-TL36-BD-WT
TL37S	LENS-TL37-HCM	LENS-TL37-Snoot-B	LENS-TL37-Snoot-W	LENS-TL37-BD-BK	LENS-TL37-BD-WT
TL38S	LENS-TL38-HCM	LENS-TL38-Snoot-B	LENS-TL38-Snoot-W	LENS-TL38-BD-BK	LENS-TL38-BD-WT

Dimming Module

Model	On-board+0-10V Dimming Module Black (CLASS VI)	On-board+0-10V Dimming Module White (CLASS VI)	DALI Dimming Module Black (CLASS VI)	DALI Dimming Module White (CLASS VI)
	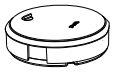	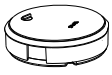	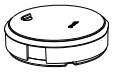	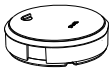
TL35S	PART-TL35-D-BK	PART-TL35-D-WT	PART-TL35-A-BK	PART-TL35-A-WT
TL36S	PART-TL36-D-BK	PART-TL36-D-WT	PART-TL36-A-BK	PART-TL36-A-WT
TL37S	PART-TL37-D-BK	PART-TL37-D-WT	PART-TL37-A-BK	PART-TL37-A-WT
TL38S	PART-TL38-D-BK	PART-TL38-D-WT	PART-TL38-A-BK	PART-TL38-A-WT

Note: Up to six types of Accessories can be added, and each type of accessory can only be added one at a time

MERE COB CCT TUNABLE



Body Material	*Die-cast aluminum*
Optical System	*Clear lens included+Reflector*
Finish	*Environmentally safe powder coat*
Adjustable Angle	*0°-365° horizontal rotation and 0°-90° vertical aiming tilt*
Accessories/Brackets	*Various optical accessories available, one piece allowed per Class*

LED Options

	TL36S	TL37S	TL38S
LED Type	*COB*	*COB*	*COB*
CRI	*90/97(Ra≥95)*	*90/97(Ra≥95)*	*90/97(Ra≥95)*
LED Color Consistency	*2 SDCM*	*2 SDCM*	*2 SDCM*
LED Color	*2700K-6000K*	*2700K-6000K*	*2700K-6000K*
LED Lifetime	*>50,000h-L70 / B10-Ta25℃ (LM-80/TM-21)*	*>50,000h-L70 / B10-Ta25℃ (LM-80/TM-21)*	*>50,000h-L70 / B10-Ta25℃ (LM-80/TM-21)*

Product Data

	TL36S	TL37S	TL38S
LED Power	*12W/18W*	*26W/32W*	*38W/48W*
LED Lumen Output(3000K)	*1296lm/1944lm*	*2808lm/3456lm*	*4275lm/5184lm*
Finish Color	*White/Black*	*White/Black*	*White/Black*
Net Weight	*0.9Kg*	*1.7Kg*	*3.6Kg*

Product Light Peformance(System CBCP @3000K)

Model	Beam	15°	24°	36°	50°	15°-50°
TL36S	**LM12**	*10232cd*	*5038cd*	*2774cd*	*869cd*	*MIN 850cd-MAX 6457cd*
	LM18	*15349cd*	*9446cd*	*4162cd*	*1304cd*	*MIN 1449cd-MAX 2160cd*
TL37S	**LM26**	*28570cd*	*18963cd*	*7585cd*	*2222cd*	*MIN 1284cd-MAX 13003cd*
	LM32	*35163cd*	*23339cd*	*7469cd*	*2735cd*	*MIN 3039cd-MAX 17781cd*
TL38S	**LM38**	*23942cd*	*27629cd*	*11350cd*	*4283cd*	*MIN 4759cd-MAX 22045cd*
	LM48	*30242cd*	*34900cd*	*14337cd*	*5410cd*	*MIN 4284cd-MAX 25062cd*

Model Number

Drawing	Model	LED Power	Dimming	Beam	CRI	CCT	Finish
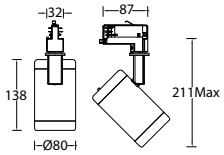	**TL36S**	**LM12** *COB 12W* **LM18** *COB18W*	**D** *0-10V & On-board* **A** *DALI* **B** *Wireless*	**1** *15°* **2** *24°* **3** *36°* **5** *50°* **F** *15°-50°* **W** *Wall Washer*	**9** *90* **A** *97(Ra≥95)*	**CC** *2700K-6000K*	**WT** *White* **BK** *Black*

Example: TL36SLM18-A-F9CCWT

Drawing	Model	LED Power	Dimming	Beam	CRI	CCT	Finish
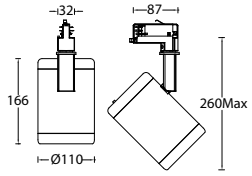	**TL37S**	**LM26** *COB 26W* **LM32** *COB 32W*	**D** *0-10V & On-board* **A** *DALI* **B** *Wireless*	**1** *15°* **2** *24°* **3** *36°* **5** *50°* **F** *15°-50°* **W** *Wall Washer*	**9** *90* **A** *97(Ra≥95)*	**CC** *2700K-6000K*	**WT** *White* **BK** *Black*

Example: TL37SLM32-D-F9CCWT

Drawing	Model	LED Power	Dimming	Beam	CRI	CCT	Finish
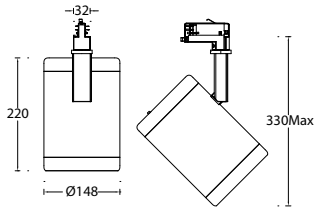	**TL38S**	**LM38** *COB 38W* **LM48** *COB 48W*	**D** *0-10V & On-board* **A** *DALI* **B** *Wireless*	**1** *15°* **2** *24°* **3** *36°* **5** *50°* **F** *15°-50°* **W** *Wall Washer*	**9** *90* **A** *97(Ra≥95)*	**CC** *2700K-6000K*	**WT** *White* **BK** *Black*

Example: TL38SLM38-D-F9CCWT

MERE COB zoom



Body Material	*Die-cast aluminum*
Optical System	*Clear lens included+Zoom*
Finish	*Environmentally safe powder coat*
Adjustable Angle	*0°-365° horizontal rotation and 0°-90° vertical aiming tilt*
Accessories/Brackets	*Various optical accessories available, one piece allowed per Class*

LED Options

	TL36S	TL38S
LED Type	*COB*	*COB*
CRI	*90/97(Ra≥95)*	*90/97(Ra≥95)*
LED Color Consistency	*2 SDCM*	*2 SDCM*
LED Color	*2700K/3000K/3500K/4000K/ 2700K-6000K*	*2700K/3000K/3500K/4000K/ 2700K-6000K*
LED Lifetime	*>50,000h-L70 / B10- Ta25℃ (LM-80/TM-21)*	*>50,000h-L70 / B10- Ta25℃ (LM-80/TM-21)*

Product Data

	TL36S	TL38S
LED Power	*18W*	*38W/48W*
LED Lumen Output(3000K)	*2120lm*	*3950lm/5000lm*
Finish Color	*White/Black*	*White/Black*
Net Weight	*1Kg*	*3.9Kg*

Product Light Peformance(System CBCP @3000K)

Model	Beam	Min	Max
TL36S	**LM18**	*850cd*	*10762cd*
TL38S	**LM38**	*1790cd*	*17452cd*
	LM48	*2261cd*	*22045cd*

Model Number

Drawing	Model	LED Power	Dimming	Beam	CRI	CCT	Finish
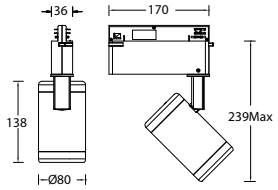	**TL36S**	**LM18** *COB 18W*	**B** *APP*	**Z** *ZOOM*	**9** *90* **A** *97(Ra≥95)*	**27** *2700K* **30** *3000K* **35** *3500K* **40** *4000K* **CC** *2700K-6000K*	**WT** *White* **BK** *Black*

Example: TL36SLM18-B-Z930WT

Drawing	Model	LED Power	Dimming	Beam	CRI	CCT	Finish
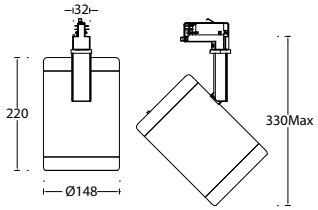	**TL38S**	**LM38** *COB 38W* **LM48** *COB 48W*	**B** *APP*	**Z** *ZOOM*	**9** *90* **A** *97(Ra≥95)*	**27** *2700K* **30** *3000K* **35** *3500K* **40** *4000K* **CC** *2700K-6000K*	**WT** *White* **BK** *Black*

Example: TL38SLM48-B-Z930WT

MERE SMART ADJUSTABLE



Body Material	*Die-cast aluminum*
Optical System	*Clear lens included+Reflector*
Finish	*Environmentally safe powder coat*
Adjustable Angle	*0°-330° horizontal rotation and 0°-90° vertical aiming tilt*
Accessories/Brackets	*Various optical accessories available, one piece allowed per Class*

LED Options

	TL39S
LED Type	*COB/High Power LED(6°)*
CRI	*90/97(Ra≥95)*
LED Color Consistency	*2 SDCM*
LED Color	*2700K/3000K/3500K/4000K/ 2700K-6000K*
LED Lifetime	*>50,000h-L70 / B10- Ta25℃ (LM-80/TM-21)*

Product Data

	TL39S
LED Power	*20W/30W*
LED Lumen Output(3000K)	*2400lm/3600lm*
Finish Color	*White/Black*
Net Weight	*1.9Kg*

Model Number

Drawing	Model	LED Power	Dimming	Beam	CRI	CCT	Finish
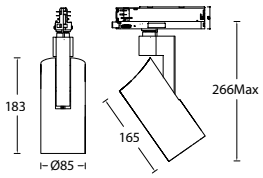	**TL39S**	**LD20** *LED 20W* **LM20** *COB 20W* **LM30** *COB 30W*	**B** *Wireless*	**S** *6°* **1** *10°* **2** *24°* **3** *36°* **F** *10°-50°*	**9** *90* **A** *97(Ra≥95)*	**27** *2700K* **30** *3000K* **35** *3500K* **40** *4000K* **CC** *2700K-6000K*	**WT** *White* **BK** *Black*

Example: TL39SLM20-B-2930WT



SWALLOW III

The SWALLOW III series of LED spots operates with the 3-circuit track and is ideal for museums, art galleries, hotels, retail, high-end residential and commercial spaces. This grouping provides professional styled functional and general lighting from die-cast aluminum profiles and built-in COB LEDs without any visual heat sinks. These LED luminaires offer various beam angles, high luminous flux and excellent color rendering.

世界白銀的流向

Flow of
silver in the world

整個晚明時期，從日本流入中國的白銀大概有3,000萬兩以上，其中一半是經過澳門流入內地的，同時在西牧平探索的新洲，有幕後主使多明的新洲白銀流入中國，相當一部分都是通過澳門流入內地。



Throughout the late Ming Dynasty, more than 30 million taels of silver flowed into China from Japan, half of which flowed into the mainland through Macao. In the Americas explored by Spain, more than 200 million taels of silver flowed into China, a considerable part of which flowed into the mainland through Macao.



POLY MGM Museum
Macao

SWALLOW III HP



Body Material	*Die-cast aluminum*
Optical System	*Clear lens included+Dimmer lens*
Finish	*Environmentally safe powder coat*
Adjustable Angle	*0°-365° horizontal rotation and 0°-90° vertical aiming tilt*
Accessories/Brackets	*Various optical accessories available, up to 3 pieces, one piece allowed per Class*

LED Options

	TL41H	TL42H	TL43H
LED Type	*High Power LED*	*High Power LED*	*High Power LED*
CRI	*90/97(Ra≥95)*	*90/97(Ra≥95)*	*90/97(Ra≥95)*
LED Color Consistency	*2 SDCM*	*2 SDCM*	*2 SDCM*
LED Color	*3000K/3500K/4000K*	*3000K/3500K/4000K*	*3000K/3500K/4000K*
LED Lifetime	*>50,000h-L70 / B10-Ta25℃ (LM-80/TM-21)*	*>50,000h-L70 / B10-Ta25℃ (LM-80/TM-21)*	*>50,000h-L70 / B10-Ta25℃ (LM-80/TM-21)*

Product Data

	TL41H	TL42H	TL43H
LED Power	*4x2W*	*9x1.3W/9x2W/9x2.7W*	*16x1.5W/16x2W*
LED Lumen Output(3000K)	*960lm/1440lm*	*1500lm/2250lm/3000lm*	*2880lm/3840lm*
Finish Color	*White/Black*	*White/Black*	*White/Black*
Net Weight	*0.8Kg*	*1.1Kg*	*1.3Kg*

Product Light Peformance(System CBCP @3000K)

Model	Beam	6°	15°	24°	36°	50°	15°x55°	25°x55°	Wall Washer
TL41H	**LD08**	*16269cd*	*7438cd*	*3656cd*	*1665cd*	*839cd*	*1905cd*	*1437cd*	*1535cd*
	LD12	*21720cd*	*9931cd*	*4881cd*	*2223cd*	*1121cd*	*2544cd*	*1918cd*	*2049cd*
TL42H	**LD12**	*12921cd*	*11337cd*	*5547cd*	*2723cd*	*1347cd*	*3026cd*	*2186cd*	*2186cd*
	LD18	*37060cd*	*14750cd*	*7217cd*	*3543cd*	*1753cd*	*3938cd*	*2845cd*	*3094cd*
	LD24	*44400cd*	*17686cd*	*8653cd*	*4249cd*	*2102cd*	*4721cd*	*3411cd*	*3710cd*
TL43H	**LD24**	*57902cd*	*21822cd*	*11435cd*	*5229cd*	*2603cd*	*5669cd*	*4163cd*	*4580cd*
	LD32	*64453cd*	*26419cd*	*13844cd*	*6331cd*	*3152cd*	*6863cd*	*5040cd*	*5545cd*

Model Number

Drawing	Model	LED Power	Dimming	Beam	CRI	CCT	Finish
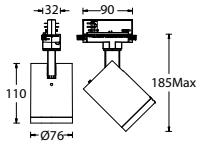	**TL41H**	**LD08** *LED 4x2W* **LD12** *LED 4x2W*	**O** *On-board* **D** *0-10V & On-board* **A** *DALI*	**S** *6°* **1** *15°* **2** *24°* **3** *36°* **5** *50°* **E** *15°x55°* **G** *25°x55°* **W** *Wall Washer*	**9** *90* **A** *97(Ra≥95)*	**30** *3000K* **35** *3500K* **40** *4000K*	**WT** *White* **BK** *Black*

Example: TL41HLD12-O-2930WT

Drawing	Model	LED Power	Dimming	Beam	CRI	CCT	Finish
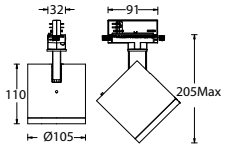	**TL42H**	**LD12** *LED 9x1.3W* **LD18** *LED 9x2W* **LD24** *LED 9x2.7W*	**O** *On-board* **D** *0-10V & On-board* **A** *DALI*	**S** *6°* **1** *15°* **2** *24°* **3** *36°* **5** *50°* **E** *15°x55°* **G** *25°x55°* **W** *Wall Washer*	**9** *90* **A** *97(Ra≥95)*	**30** *3000K* **35** *3500K* **40** *4000K*	**WT** *White* **BK** *Black*

Example: TL42HLD24-O-2930WT

Drawing	Model	LED Power	Dimming	Beam	CRI	CCT	Finish
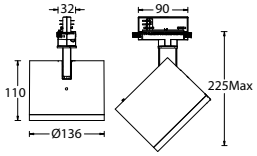	**TL43H**	**LD24** *LED 16x1.5W* **LD32** *LED 16x2W*	**O** *On-board* **D** *0-10V & On-board* **A** *DALI*	**S** *6°* **1** *15°* **2** *24°* **3** *36°* **5** *50°* **E** *15°x55°* **G** *25°x55°* **W** *Wall Washer*	**9** *90* **A** *97(Ra≥95)*	**30** *3000K* **35** *3500K* **40** *4000K*	**WT** *White* **BK** *Black*

Example: TL43HLD32-O-2930WT

Light Distribution

TL41H

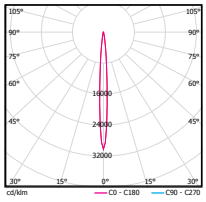

TL41HLD08-O-S930

0° Aiming Angle

D(M)	LUX	W	L
1	16269	0.13	0.13
2	4067	0.25	0.25
3	1808	0.38	0.38
4	1017	0.51	0.51

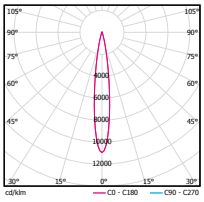

TL41HLD08-O-1930

0° Aiming Angle

D(M)	LUX	W	L
1	7438	0.24	0.24
2	1860	0.48	0.48
3	826	0.73	0.73
4	465	0.97	0.97

TL42H

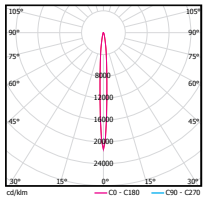

TL42HLD18-O-S930

0° Aiming Angle

D(M)	LUX	W	L
1	37060	O.12	O.12
2	9265	0.24	0.24
3	4118	0.36	0.36
4	2316	0.48	0.48

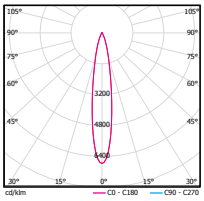

TL42HLD18-O-1930

0° Aiming Angle

D(M)	LUX	W	L
1	14750	0.3	0.3
2	3688	0.6	0.6
3	1639	0.9	0.9
4	922	0.12	0.12

TL43H

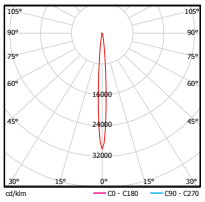

TL43HLD32-O-S930

0° Aiming Angle

D(M)	LUX	W	L
1	64453	0.13	0.13
2	16113	0.27	0.27
3	7161	0.4	0.4
4	4028	0.53	0.53

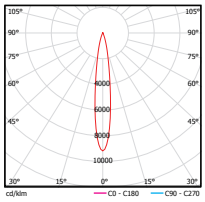

TL43HLD32-O-1930

0° Aiming Angle

D(M)	LUX	W	L
1	26419	0.26	0.26
2	6605	0.52	0.52
3	2935	0.78	0.78
4	1651	1.04	1.04

Accessories

Lenses/Filters

Model	6D Diffusion Lens (CLASS I) 	15D Diffusion Lens (CLASS I) 	24D Diffusion Lens (CLASS I) 	36D Diffusion Lens (CLASS I) 	50D Diffusion Lens (CLASS I) 	Wall washer lens (CLASS I) 	15x55D Diffusion Lens (CLASS I) 	25x55D Diffusion Lens (CLASS I) 	HONEYCOMB (CLASS I) 
TL41H	LENS-TL41-01WT LENS-TL41-01BK	LENS-TL41-01WT LENS-TL41-01BK	LENS-TL41-02WT LENS-TL41-02BK	LENS-TL41-03WT LENS-TL41-03BK	LENS-TL41-05WT LENS-TL41-05BK	LENS-TL41-WWWT LENS-TL41-WWBK	LENS-TL41-EEWT LENS-TL41-EEBK	LENS-TL41-GGWT LENS-TL41-GGEBK	LENS-TL41HCM-WT LENS-TL41HCM-BK
TL42H	LENS-TL42-01WT LENS-TL42-01BK	LENS-TL42-01WT LENS-TL42-01BK	LENS-TL42-02WT LENS-TL42-02BK	LENS-TL42-03WT LENS-TL42-03BK	LENS-TL42-05WT LENS-TL42-05BK	LENS-TL42-WWWT LENS-TL42-WWBK	LENS-TL42-EEWT LENS-TL42-EEBK	LENS-TL42-GGWT LENS-TL42-GGBK	LENS-TL42HCM-WT LENS-TL42HCM-BK
TL43H	LENS-TL43-01WT LENS-TL43-01BK	LENS-TL43-01WT LENS-TL43-01BK	LENS-TL43-02WT LENS-TL43-02BK	LENS-TL43-03WT LENS-TL43-03BK	LENS-TL43-05WT LENS-TL43-05BK	LENS-TL43-WWWT LENS-TL43-WWBK	LENS-TL43-EEWT LENS-TL43-EEBK	LENS-TL43-GGWT LENS-TL43-GGBK	LENS-TL43HCM-WT LENS-TL43HCM-BK

Optical Accessories

Model	Snoot (CLASS II) 	Barn Door (CLASS II) 
TL41H	LENS-TL41-SNT-WT LENS-TL41-SNT-BK	LENS-TL41-BD-WT LENS-TL41-BD-BK
TL42H	LENS-TL42-SNT-WT LENS-TL42-SNT-BK	LENS-TL42-BD-WT LENS-TL42-BD-BK
TL43H	LENS-TL43-SNT-WT LENS-TL43-SNT-BK	LENS-TL43-BD-WT LENS-TL43-BD-BK

Note: CLASS I and CLASS II can be layered, but no more than 3 pieces at a time.

ACCESSORIES

Model	Safety lifting rope (CLASS III) 
TL41H	PART-TL4ROPE-WT PART-TL4ROPE-BK
TL42H	PART-TL4ROPE-WT PART-TL4ROPE-BK

Note: CLASS III for Model TL41H and TL42H should be ordered separately.
Model TL43H has included CLASS III accessories.

SWALLOW III COB



Body Material	*Die-cast aluminum*
Optical System	*Clear lens included+Dimmer lens*
Finish	*Environmentally safe powder coat*
Adjustable Angle	*0°-365° horizontal rotation and 0°-90° vertical aiming tilt*
Accessories/Brackets	*Various optical accessories available, up to 3 pieces, one piece allowed per Class*

LED Options

	TL41H	TL42H	TL43H
LED Type	*COB*	*COB*	*COB*
CRI	*90/97(Ra≥95)*	*90/97(Ra≥95)*	*90/97(Ra≥95)*
LED Color Consistency	*2 SDCM*	*2 SDCM*	*2 SDCM*
LED Color	*3000K/3500K/4000K*	*3000K/3500K/4000K*	*3000K/3500K/4000K*
LED Lifetime	*>50,000h-L70 / B10-Ta25℃ (LM-80/TM-21)*	*>50,000h-L70 / B10-Ta25℃ (LM-80/TM-21)*	*>50,000h-L70 / B10-Ta25℃ (LM-80/TM-21)*

Product Data

	TL41H	TL42H	TL43H
LED Power	*9W/12W*	*12W/21W/25W*	*24W/32W/40W*
LED Lumen Output(3000K)	*1080lm/1440lm*	*1440lm/2210lm/2870lm*	*2880lm/3840lm/4620lm*
Finish Color	*White/Black*	*White/Black*	*White/Black*
Net Weight	*0.7Kg*	*1.3Kg*	*1.6Kg*

Product Light Peformance(System CBCP @3000K)

Model / Beam		15°	24°	36°	50°	15°x55°	25°x55°	Wall Washer
TL41H	**LM09**	*7256cd*	*3960cd*	*1878cd*	*930cd*	*1990cd*	*1567cd*	*1642cd*
	LM12	*9649cd*	*5266cd*	*2498cd*	*1236cd*	*2646cd*	*2084cd*	*2183cd*
TL42H	**LM12**	*11696cd*	*6839cd*	*3235cd*	*1569cd*	*3659cd*	*2574cd*	*2847cd*
	LM18	*16190cd*	*9459cd*	*4474cd*	*2170cd*	*5062cd*	*3560cd*	*3937cd*
	LM25	*22163cd*	*12010cd*	*5681cd*	*2756cd*	*6427cd*	*4520cd*	*5000cd*
TL43H	**LM24**	*22163cd*	*12010cd*	*5681cd*	*2756cd*	*6427cd*	*4520cd*	*5000cd*
	LM32	*21904cd*	*13985cd*	*7216cd*	*3469cd*	*6908cd*	*5277cd*	*5444cd*
	LM40	*24791cd*	*16112cd*	*8314cd*	*3996cd*	*7958cd*	*6080cd*	*6272cd*

Model Number

Drawing	Model	LED Power	Dimming	Beam	CRI	CCT	Finish
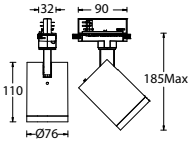	**TL41H**	**LM09** *COB 9W* **LM12** *COB 12W*	**O** *On-board* **D** *0-10V & On-board* **A** *DALI*	**1** *15°* **2** *24°* **3** *36°* **5** *50°* **E** *15°x55°* **G** *25°x55°* **W** *Wall Washer*	**9** *90* **A** *97(Ra≥95)*	**30** *3000K* **35** *3500K* **40** *4000K*	**WT** *White* **BK** *Black*

Example: TL41HLM12-O-2930WT

Drawing	Model	LED Power	Dimming	Beam	CRI	CCT	Finish
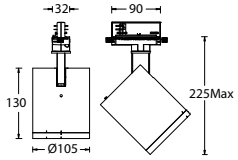	**TL42H**	**LM12** *COB 12W* **LM18** *COB 21W* **LM25** *COB 25W*	**O** *On-board* **D** *0-10V & On-board* **A** *DALI*	**1** *15°* **2** *24°* **3** *36°* **5** *55°* **E** *15°x55°* **G** *25°x55°* **W** *Wall Washer*	**9** *90* **A** *97(Ra≥95)*	**30** *3000K* **35** *3500K* **40** *4000K*	**WT** *White* **BK** *Black*

Example: TL42HLM25-O-2930WT

Drawing	Model	LED Power	Dimming	Beam	CRI	CCT	Finish
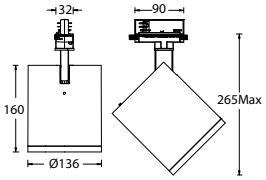	**TL43H**	**LM24** *COB 24W* **LM32** *COB 32W* **LM40** *COB 40W*	**O** *On-board* **D** *0-10V & On-board* **A** *DALI*	**1** *15°* **2** *24°* **3** *36°* **5** *55°* **E** *15°x55°* **G** *25°x55°* **W** *Wall Washer*	**9** *90* **A** *97(Ra≥95)*	**30** *3000K* **35** *3500K* **40** *4000K*	**WT** *White* **BK** *Black*

Example: TL43HLM32-O-2930WT

Light Distribution

TL41H

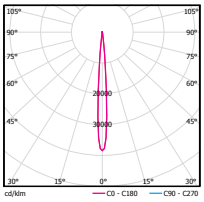

TL41HLM09-O-1930

0° Aiming Angle

D(M)	LUX	W	L
1	7256	0.10	0.10
2	1814	0.20	0.20
3	806	0.29	0.29
4	454	0.39	0.39

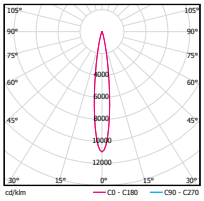

TL41HLM12-O-1930

0° Aiming Angle

D(M)	LUX	W	L
1	9649	0.25	0.25
2	2412	0.50	0.50
3	1072	0.78	0.78
4	603	1.03	1.03

TL42H

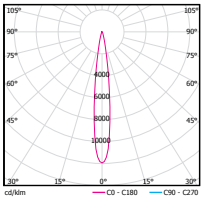

TL42HLM18-O-1930

0° Aiming Angle

D(M)	LUX	W	L
1	16190	0.25	0.25
2	4048	0.50	0.50
3	1799	0.62	0.62
4	1012	0.87	0.87

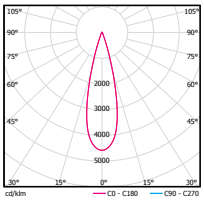

TL42HLM18-O-2930

0° Aiming Angle

D(M)	LUX	W	L
1	9459	0.47	0.47
2	2365	0.95	0.95
3	1051	1.4	1.4
4	591	1.87	1.87

Accessories

Lenses/Filters

Model	6D Diffusion Lens (CLASS I) 	15D Diffusion Lens (CLASS I) 	24D Diffusion Lens (CLASS I) 	36D Diffusion Lens (CLASS I) 	50D Diffusion Lens (CLASS I) 	Wall washer lens (CLASS I) 	15x55D Diffusion Lens (CLASS I) 	25x55D Diffusion Lens (CLASS I) 	HONEYCOMB (CLASS I) 
TL41H	LENS-TL41-01WT LENS-TL41-01BK	LENS-TL41-01WT LENS-TL41-01BK	LENS-TL41-02WT LENS-TL41-02BK	LENS-TL41-03WT LENS-TL41-03BK	LENS-TL41-05WT LENS-TL41-05BK	LENS-TL41-WWWT LENS-TL41-WWBK	LENS-TL41-EEWT LENS-TL41-EEBK	LENS-TL41-GGWT LENS-TL41-GGEBK	LENS-TL41HCM-WT LENS-TL41HCM-BK
TL42H	LENS-TL42-01WT LENS-TL42-01BK	LENS-TL42-01WT LENS-TL42-01BK	LENS-TL42-02WT LENS-TL42-02BK	LENS-TL42-03WT LENS-TL42-03BK	LENS-TL42-05WT LENS-TL42-05BK	LENS-TL42-WWWT LENS-TL42-WWBK	LENS-TL42-EEWT LENS-TL42-EEBK	LENS-TL42-GGWT LENS-TL42-GGBK	LENS-TL42HCM-WT LENS-TL42HCM-BK
TL43H	LENS-TL43-01WT LENS-TL43-01BK	LENS-TL43-01WT LENS-TL43-01BK	LENS-TL43-02WT LENS-TL43-02BK	LENS-TL43-03WT LENS-TL43-03BK	LENS-TL43-05WT LENS-TL43-05BK	LENS-TL43-WWWT LENS-TL43-WWBK	LENS-TL43-EEWT LENS-TL43-EEBK	LENS-TL43-GGWT LENS-TL43-GGBK	LENS-TL43HCM-WT LENS-TL43HCM-BK

Optical Accessories

Model	Snoot (CLASS II) 	Barn Door (CLASS II) 
TL41H	LENS-TL41-SNT-WT LENS-TL41-SNT-BK	LENS-TL41-BD-WT LENS-TL41-BD-BK
TL42H	LENS-TL42-SNT-WT LENS-TL42-SNT-BK	LENS-TL42-BD-WT LENS-TL42-BD-BK
TL43H	LENS-TL43-SNT-WT LENS-TL43-SNT-BK	LENS-TL43-BD-WT LENS-TL43-BD-BK

Note: CLASS I and CLASS II can be layered, but no more than 3 pieces at a time.

ACCESSORIES

Model	Safety lifting rope (CLASS III) 
TL41H	PART-TL4ROPE-WT PART-TL4ROPE-BK
TL42H	PART-TL4ROPE-WT PART-TL4ROPE-BK

Note: CLASS III for Model TL41H and TL42H should be ordered separately.
Model TL43H has included CLASS III accessories.

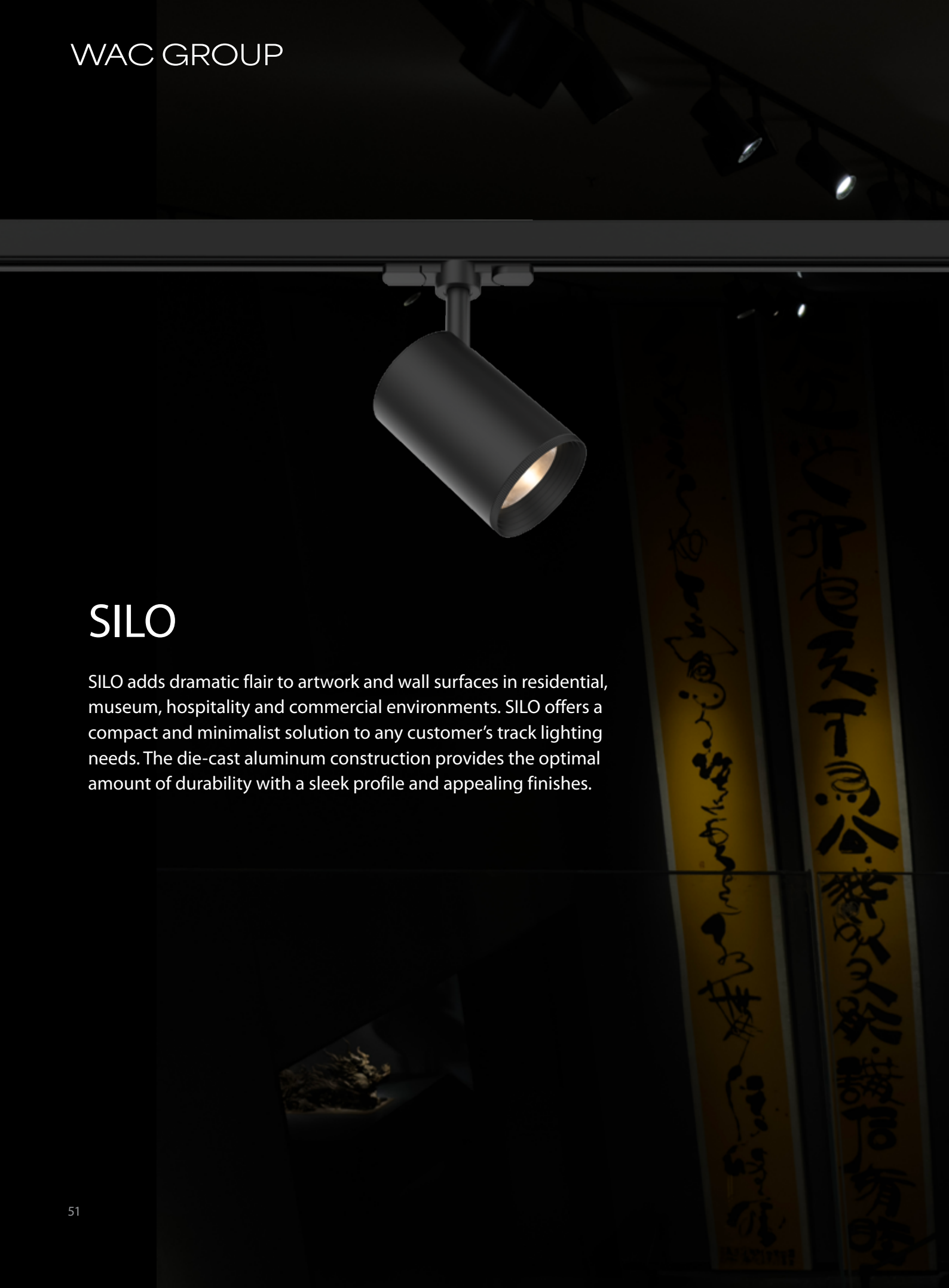

SILO

SILO adds dramatic flair to artwork and wall surfaces in residential, museum, hospitality and commercial environments. SILO offers a compact and minimalist solution to any customer's track lighting needs. The die-cast aluminum construction provides the optimal amount of durability with a sleek profile and appealing finishes.



Jinan Han Meilin Art Gallery
Jinan , Shandong Province

SILO PRO



Body Material	*Die-cast aluminum*
Optical System	*Clear lens included+Reflector*
Finish	*Environmentally safe powder coat*
Adjustable Angle	*0°-355° horizontal rotation and 0°-90° vertical aiming tilt*
Accessories/Brackets	*Various optical accessories available, up to 3 pieces, one piece allowed per Class*

LED Options

	TL15H	TL16H	TL17H
LED Type	*COB*	*COB*	*COB*
CRI	*90*	*90*	*90*
LED Color Consistency	*3 SDCM*	*3 SDCM*	*3 SDCM*
LED Color	*2700K/3000K/4000K/5000K*	*2700K/3000K/4000K/5000K*	*2700K/3000K/4000K/5000K*
LED Lifetime	*>50,000h-L70 / B10-Ta25℃ (LM-80/TM-21)*	*>50,000h-L70 / B10-Ta25℃ (LM-80/TM-21)*	*>50,000h-L70 / B10-Ta25℃ (LM-80/TM-21)*

Product Data

	TL15H	TL16H	TL17H
LED Power	*6W/12W*	*18W/26W*	*34W*
LED Lumen Output(3000K)	*800lm/1330lm*	*2120lm/2830lm*	*3530lm*
Finish Color	*White/Black*	*White/Black*	*White/Black*
Net Weight	*0.5Kg*	*1.0Kg*	*1.4Kg*

Product Light Peformance(System CBCP @3000K)

Model		Beam 13°	24°	36°	55°
TL15H	**LM06**	*5986cd*	*4564cd*	*1321cd*	*476cd*
	LM12	*9466cd*	*7216cd*	*2089cd*	*753cd*
TL16H	**LM18**	*17728cd*	*9782cd*	*4945cd*	*1778cd*
	LM26	*23504cd*	*12969cd*	*6557cd*	*2357cd*
TL17H	**LM34**	*33432cd*	*13443cd*	*6154cd*	*3104cd*

Model Number

Drawing	Model	LED Power	Dimming	Beam	CRI	CCT	Finish
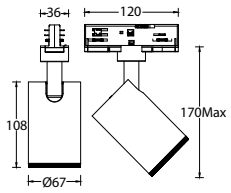	**TL15H**	**LM06** *COB 6W* **LM12** *COB 12W*	**O** *On-board* **A** *DALI* **D** *0-10V Dimming* **E** *ON-OFF*	**1** *13°* **2** *24°* **3** *36°* **5** *55°*	**9** *90*	**27** *2700K* **30** *3000K* **40** *4000K* **50** *5000K*	**WT** *White* **BK** *Black*

Example: TL15HLM12-O-2930WT

Drawing	Model	LED Power	Dimming	Beam	CRI	CCT	Finish
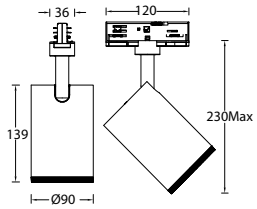	**TL16H**	**LM18** *COB 18W* **LM26** *COB 26W*	**O** *On-board* **A** *DALI* **D** *0-10V Dimming* **E** *ON-OFF*	**1** *13°* **2** *24°* **3** *36°* **5** *55°*	**9** *90*	**27** *2700K* **30** *3000K* **40** *4000K* **50** *5000K*	**WT** *White* **BK** *Black*

Example: TL16HLM18-O-2930WT

Drawing	Model	LED Power	Dimming	Beam	CRI	CCT	Finish
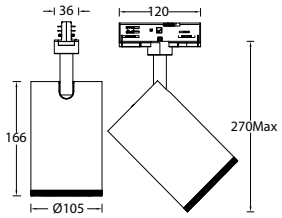	**TL17H**	**LM34** *COB 34W*	**O** *On-board* **A** *DALI* **D** *0-10V Dimming* **E** *ON-OFF*	**1** *13°* **2** *24°* **3** *36°* **5** *55°*	**9** *90*	**27** *2700K* **30** *3000K* **40** *4000K* **50** *5000K*	**WT** *White* **BK** *Black*

Example: TL17HLM34-O-2930WT

Light Distribution

TL15H

TL15HLM06-O-1930

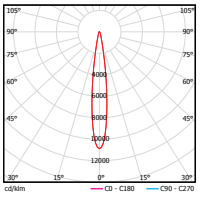

0° Aiming Angle

D(M)	LUX	W	L
1	5986	0.25	0.25
2	1497	0.50	0.50
3	665	0.75	0.75
4	374	1.00	1.00

TL15HLM06-O-2930

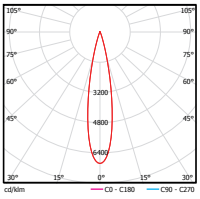

0° Aiming Angle

D(M)	LUX	W	L
1	4564	0.36	0.36
2	1141	0.72	0.72
3	507	1.08	1.08
4	285	1.44	1.44

TL15HLM06-O-3930

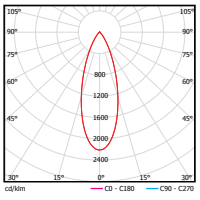

0° Aiming Angle

D(M)	LUX	W	L
1	1321	0.63	0.63
2	330	1.26	1.26
3	147	1.89	1.89
4	83	2.52	2.52

TL15HLM06-O-5930

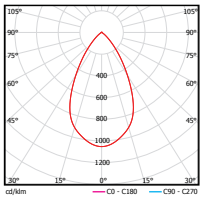

0° Aiming Angle

D(M)	LUX	W	L
1	476	1.10	1.10
2	119	2.20	2.20
3	53	3.30	3.30
4	30	4.40	4.40

TL15HLM12-O-1930

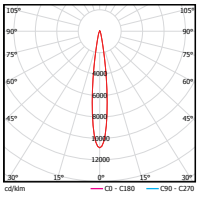

0° Aiming Angle

D(M)	LUX	W	L
1	9466	0.25	0.25
2	2367	0.50	0.50
3	1052	0.75	0.75
4	592	1.00	1.00

TL15HLM12-O-2930

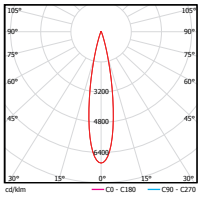

0° Aiming Angle

D(M)	LUX	W	L
1	7216	0.36	0.36
2	1804	0.72	0.72
3	802	1.08	1.08
4	451	1.44	1.44

TL15HLM12-O-3930

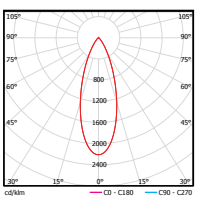

0° Aiming Angle

D(M)	LUX	W	L
1	2089	0.63	0.63
2	522	1.26	1.26
3	232	1.89	1.89
4	131	2.52	2.52

TL15HLM12-O-5930

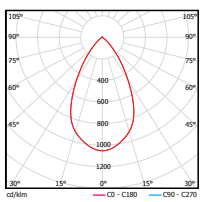

0° Aiming Angle

D(M)	LUX	W	L
1	753	1.10	1.10
2	188	2.20	2.20
3	84	3.30	3.30
4	47	4.40	4.40

Light Distribution

TL16H

TL16HLM18-O-1930

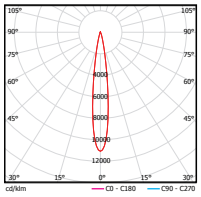

0° Aiming Angle

D(M)	LUX	W	L
1	17728	0.25	0.25
2	4432	0.50	0.50
3	1970	0.75	0.75
4	1108	1.00	1.00

TL16HLM18-O-2930

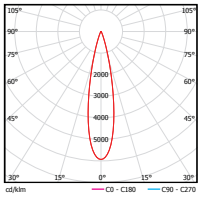

0° Aiming Angle

D(M)	LUX	W	L
1	9782	0.39	0.39
2	2446	0.78	0.78
3	1087	1.17	1.17
4	611	1.56	1.56

TL16HLM18-O-3930

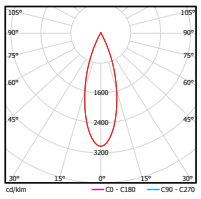

0° Aiming Angle

D(M)	LUX	W	L
1	4945	0.57	0.57
2	1236	1.14	1.14
3	549	1.71	1.71
4	309	2.28	2.28

TL16HLM18-O-5930

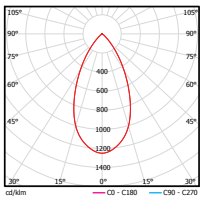

0° Aiming Angle

D(M)	LUX	W	L
1	1778	0.98	0.98
2	445	1.96	1.96
3	198	2.94	2.94
4	111	3.92	3.92

TL16HLM26-O-1930

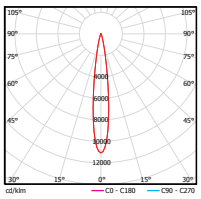

0° Aiming Angle

D(M)	LUX	W	L
1	23504	0.25	0.25
2	5876	0.50	0.50
3	2612	0.75	0.75
4	1469	1.00	1.00

TL16HLM26-O-2930

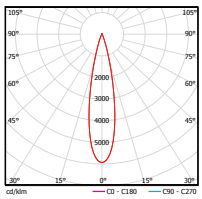

0° Aiming Angle

D(M)	LUX	W	L
1	12969	0.39	0.39
2	3242	0.78	0.78
3	1441	1.17	1.17
4	811	1.56	1.56

TL16HLM26-O-3930

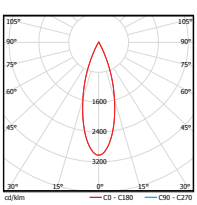

0° Aiming Angle

D(M)	LUX	W	L
1	6557	0.57	0.57
2	1639	1.14	1.14
3	729	1.71	1.71
4	410	2.28	2.28

TL16HLM26-O-5930

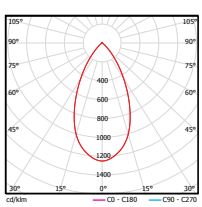

0° Aiming Angle

D(M)	LUX	W	L
1	2357	0.98	0.98
2	589	1.96	1.96
3	262	2.94	2.94
4	147	3.92	3.92

Light Distribution

TL17H

TL17HLM34-O-1930

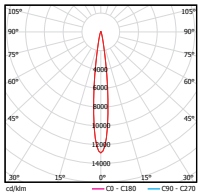

0° Aiming Angle

D(M)	LUX	W	L
1	33432	0.23	0.23
2	8358	0.46	0.46
3	3715	0.69	0.69
4	2090	0.92	0.92

TL17HLM34-O-2930

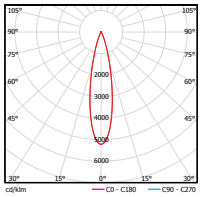

0° Aiming Angle

D(M)	LUX	W	L
1	13443	0.39	0.39
2	3361	0.78	0.78
3	1494	1.17	1.17
4	840	1.56	1.56

TL17HLM34-O-3930

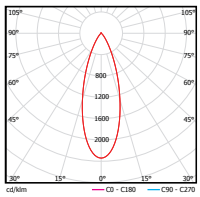

0° Aiming Angle

D(M)	LUX	W	L
1	6154	0.61	0.61
2	1539	1.22	1.22
3	684	1.83	1.83
4	385	2.44	2.44

TL17HLM34-O-5930

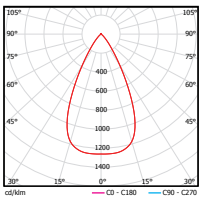

0° Aiming Angle

D(M)	LUX	W	L
1	3104	1.00	1.00
2	776	2.00	2.00
3	345	3.00	3.00
4	194	4.00	4.00

Accessories

Lenses/Filters

Model	Slight Beam Spread (CLASS I) 	Strong Beam Spread (CLASS I)	Beam Elongator Lens (CLASS I) 	Wall Washer Lens (CLASS I) 
TL15H	LENS-TL15H-MIX	LENS-TL15H-FIX	LENS-TL15H-WOF	LENS-TL15H-WW
TL16H	LENS-TL16H-MIX	LENS-TL16H-FIX	LENS-TL16H-WOF	LENS-TL16H-WW
TL17H	LENS-TL17H-MIX	LENS-TL17H-FIX	LENS-TL17H-WOF	LENS-TL17H-WW

Optical Accessories

Model	Honeycomb (CLASS II) 	Barn Door (CLASS III) 	Snoot (CLASSIII) 
TL15H	LENS-16-HCM	TL-21-BD-SW	LENS-TL15H-Snoot-B LENS-TL15H-Snoot-W
TL16H	LENS-73-HCM	LENS-73-BD	LENS-TL16H-Snoot-B LENS-TL16H-Snoot-W
TL17H	LENS-25-HCL	TL-22-BD-SW	LENS-TL17H-Snoot-B LENS-TL17H-Snoot-W

Note:1. Up to 3 Accessories, only one piece allowed for each CLASS.
2. All must be ordered separately.

SILO FOCUS



Body Material	*Die-cast aluminum*
Optical System	*Clear lens included+Reflector*
Finish	*Environmentally safe powder coat*
Adjustable Angle	*0°-355° horizontal rotation and 0°-90° vertical aiming tilt*
Accessories/Brackets	*Various optical accessories available, up to 3 pieces, one piece allowed per Class*

LED Options

	TL15F	TL16F	TL17F
LED Type	*COB*	*COB*	*COB*
CRI	*90*	*90*	*90*
LED Color Consistency	*3 SDCM*	*3 SDCM*	*3 SDCM*
LED Color	*2700K/3000K/4000K/5000K*	*2700K/3000K/4000K/5000K*	*2700K/3000K/4000K/5000K*
LED Lifetime	*>50,000h-L70 / B10-Ta25℃ (LM-80/TM-21)*	*>50,000h-L70 / B10-Ta25℃ (LM-80/TM-21)*	*>50,000h-L70 / B10-Ta25℃ (LM-80/TM-21)*

Product Data

	TL15F	TL16F	TL17F
LED Power	*6W/12W*	*18W/26W*	*34W*
LED Lumen Output(3000K)	*670lm/1200lm*	*1700lm/2500lm*	*3530lm*
Finish Color	*White/Black*	*White/Black*	*White/Black*
Net Weight	*0.5Kg*	*1.0Kg*	*1.4Kg*

Product Light Peformance(System CBCP @3000K)

Model	Beam	12°-50°
TL15H	**LM06**	*MIN 424cd-MAX 2395cd*
	LM12	*MIN 616cd-MAX 3187cd*
TL16H	**LM18**	*MIN 689cd-MAX 4670cd*
	LM26	*MIN 952cd-MAX 5859cd*
TL17H	**LM34**	*MIN 1205cd-MAX6780cd*

Model Number

Drawing	Model	LED Power	Dimming	Beam	CRI	CCT	Finish
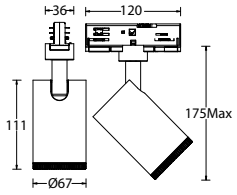	**TL15F**	**LM06** *COB 6W* **LM12** *COB 12W*	**O** *On-board* **A** *DALI* **D** *0-10V Dimming* **E** *ON-OFF*	**F** *15°-50°*	**9** *90*	**27** *2700K* **30** *3000K* **40** *4000K* **50** *5000K*	**WT** *White* **BK** *Black*

Example: TL15FLM12-O-F930WT

Drawing	Model	LED Power	Dimming	Beam	CRI	CCT	Finish
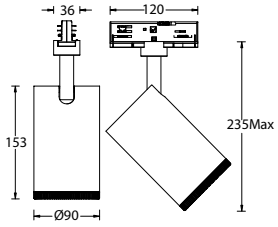	**TL16F**	**LM18** *COB 18W* **LM26** *COB 26W*	**O** *On-board* **A** *DALI* **D** *0-10V Dimming* **E** *ON-OFF*	**F** *15°-50°*	**9** *90*	**27** *2700K* **30** *3000K* **40** *4000K* **50** *5000K*	**WT** *White* **BK** *Black*

Example: TL16FLM18-O-F930WT

Drawing	Model	LED Power	Dimming	Beam	CRI	CCT	Finish
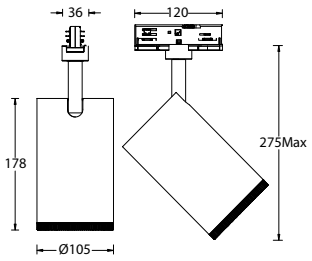	**TL17F**	**LM34** *COB 34W*	**O** *On-board* **A** *DALI* **D** *0-10V Dimming* **E** *ON-OFF*	**F** *15°-50°*	**9** *90*	**27** *2700K* **30** *3000K* **40** *4000K* **50** *5000K*	**WT** *White* **BK** *Black*

Example: TL17FLM34-O-F930WT

Light Distribution

TL15F

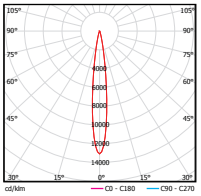

TL15FLM06-O-F930(MIN)

0º Aiming Angle

D(M)	LUX	W	L
1	2395	0.93	0.93
2	599	1.87	1.87
3	266	2.80	2.80
4	150	3.73	3.73

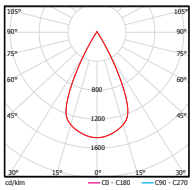

TL15FLM06-O-F930(MAX)

0º Aiming Angle

D(M)	LUX	W	L
1	424	0.21	0.21
2	106	0.42	0.42
3	47	0.63	0.63
4	27	0.84	0.84

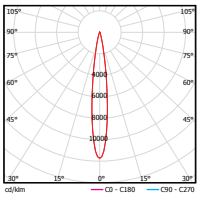

TL15FLM12-O-F930(MIN)

0º Aiming Angle

D(M)	LUX	W	L
1	3187	0.93	0.93
2	797	1.87	1.87
3	354	2.80	2.80
4	199	3.73	3.73

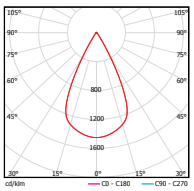

TL15FLM12-O-F930(MAX)

0º Aiming Angle

D(M)	LUX	W	L
1	616	0.21	0.21
2	154	0.42	0.42
3	68	0.63	0.63
4	39	0.84	0.84

TL16F

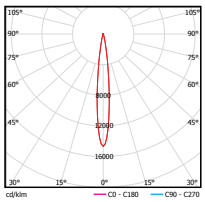

TL16FLM18-O-F930(MIN)

0º Aiming Angle

D(M)	LUX	W	L
1	4670	0.93	0.93
2	1168	1.86	1.86
3	519	2.79	2.79
4	292	3.72	3.72

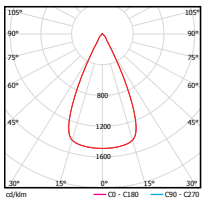

TL16FLM18-O-F930(MAX)

0º Aiming Angle

D(M)	LUX	W	L
1	689	0.21	0.21
2	172	0.42	0.42
3	77	0.63	0.63
4	43	0.84	0.84

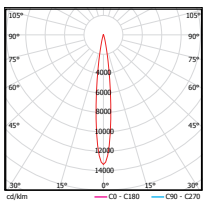

TL16FLM26-O-F930(MIN)

0º Aiming Angle

D(M)	LUX	W	L
1	5859	0.93	0.93
2	1465	1.86	1.86
3	651	2.79	2.79
4	366	3.72	3.72

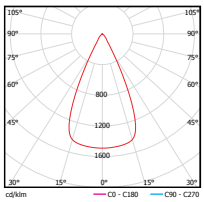

TL16FLM26-O-F930(MAX)

0º Aiming Angle

D(M)	LUX	W	L
1	952	0.22	0.22
2	238	0.44	0.44
3	106	0.66	0.66
4	60	0.88	0.88

TL17F

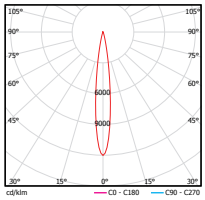

TL17FLM34-O-F930(MIN)

0º Aiming Angle

D(M)	LUX	W	L
1	6780	0.93	0.93
2	1695	1.86	1.86
3	753	2.79	2.79
4	424	3.72	3.72

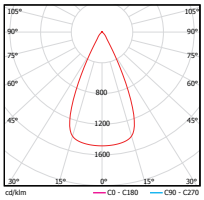

TL17FLM34-O-F930(MAX)

0º Aiming Angle

D(M)	LUX	W	L
1	1205	0.23	0.23
2	301	0.46	0.46
3	134	0.69	0.69
4	75	0.92	0.92

Accessories

Lenses/Filters

Model	Beam Elongator (CLASS I) 	Soft Beam Lens (CLASS I)	Frosted Glass (CLASS I) 	Honeycomb (CLASS I) 
TL15F	LENS-16-BEL-C	LENS-16-BSL-SW	LENS-16-FR	LENS-16-HCL
TL16F	LENS-73-BEL-C	LENS-73-BSL	LENS-73-FR	LENS-73-HCL-C
TL17F	LENS-73-BEL-C	LENS-73-BSL	LENS-73-FR	LENS-73-HCL-C

Optical Accessories

Model	Snoot (CLASS II) 	Honeycomb (CLASS II) 	Barn Door (CLASS III) 
TL15F	LENS-15-Snoot	/	TL-21-BD-SW
TL16F	LENS-20-Snoot	LENS-20-HCL	LENS-73-BD
TL17F	LENS-22-Snoot	LENS-20-HCL	TL-22-BD-SW

Note:1. Up to 3 Accessories, only one piece allowed for each CLASS.
2. All must be ordered separately.

SILO PRO WALL WASHER



Body Material	*Die-cast aluminum*
Optical System	*Clear lens included+Reflector*
Finish	*Environmentally safe powder coat*
Adjustable Angle	*0°-355° horizontal rotation and 0°-90° vertical aiming tilt*
Accessories/Brackets	*Various optical accessories available, up to 3 pieces, one piece allowed per Class*

LED Options

	TL15W	TL16W	TL17W
LED Type	*COB*	*COB*	*COB*
CRI	*90*	*90*	*90*
LED Color Consistency	*3 SDCM*	*3 SDCM*	*3 SDCM*
LED Color	*2700K/3000K/4000K/5000K*	*2700K/3000K/4000K/5000K*	*2700K/3000K/4000K/5000K*
LED Lifetime	*>50,000h-L70 / B10-Ta25℃ (LM-80/TM-21)*	*>50,000h-L70 / B10-Ta25℃ (LM-80/TM-21)*	*>50,000h-L70 / B10-Ta25℃ (LM-80/TM-21)*

Product Data

	TL15W	TL16W	TL17W
LED Power	*6W/12W*	*18W/26W*	*34W*
LED Lumen Output(3000K)	*800lm/1330lm*	*2120lm/2830lm*	*3530lm*
Finish Color	*White/Black*	*White/Black*	*White/Black*
Net Weight	*0.5Kg*	*1.0Kg*	*1.4Kg*

Product Light Peformance(System Lumens @3000K)

Model	Beam	Wall Washer
TL15W	**LM06**	*519lm*
	LM12	*822lm*
TL16W	**LM18**	*1555lm*
	LM26	*2061lm*
TL17W	**LM34**	*2464lm*

Model Number

Drawing	Model	LED Power	Dimming	Beam	CRI	CCT	Finish
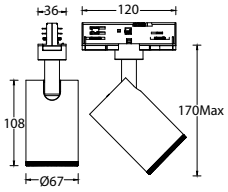	**TL15W**	**LM06** *COB 6W* **LM12** *COB 12W*	**O** *On-board* **A** *DALI* **D** *0-10V Dimming* **E** *ON-OFF*	**W** *Wall Washer*	**9** *90*	**27** *2700K* **30** *3000K* **40** *4000K* **50** *5000K*	**WT** *White* **BK** *Black*

Example: TL15WLM12-O-W930WT

Drawing	Model	LED Power	Dimming	Beam	CRI	CCT	Finish
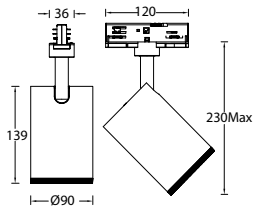	**TL16W**	**LM18** *COB 18W* **LM26** *COB 26W*	**O** *On-board* **A** *DALI* **D** *0-10V Dimming* **E** *ON-OFF*	**W** *Wall Washer*	**9** *90*	**27** *2700K* **30** *3000K* **40** *4000K* **50** *5000K*	**WT** *White* **BK** *Black*

Example: TL16WLM18-O-W930WT

Drawing	Model	LED Power	Dimming	Beam	CRI	CCT	Finish
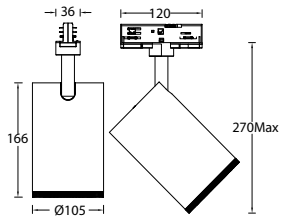	**TL17W**	**LM34** *COB 34W*	**O** *On-board* **A** *DALI* **D** *0-10V Dimming* **E** *ON-OFF*	**W** *Wall Washer*	**9** *90*	**27** *2700K* **30** *3000K* **40** *4000K* **50** *5000K*	**WT** *White* **BK** *Black*

Example: TL17WLM34-O-W930WT

Light Distribution

TL15WLM12-O-W930WT

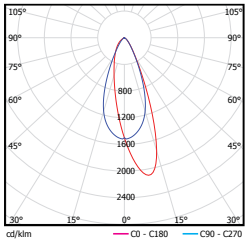

Specifications:
Number of luminaires: n > 5
Wall height (m): 3.0
Angle of tilt: 25°
Offset from wall (m): 1.0
Luminaire spacing (m): 1.2

H (m)	Surface illumination (lux)				
	below the luminaire	between the luminaire	below the luminaire	between the luminaire	below the luminaire
2.70	93	90	93	89	93
2.30	149	167	149	167	148
1.90	162	191	162	191	162
1.50	159	180	159	180	158
1.10	142	156	143	156	142
0.70	117	126	118	126	117
0.30	96	101	97	101	96

TL16WLM26-O-W930WT

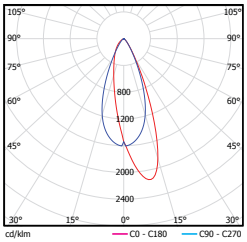

Specifications:
Number of luminaires: n > 5
Wall height (m): 3.6
Angle of tilt: 25°
Offset from wall (m): 1.2
Luminaire spacing (m): 1.5

H (m)	Surface illumination (lux)				
	below the luminaire	between the luminaire	below the luminaire	between the luminaire	below the luminaire
3.40	81	78	83	79	82
3.00	199	195	199	194	199
2.60	243	278	244	278	243
2.20	255	301	256	301	255
1.80	256	289	256	289	255
1.40	237	266	239	266	237
1.00	210	234	212	234	210
0.60	180	198	181	198	180
0.20	155	163	157	164	155

TL17WLM34-O-W930WT

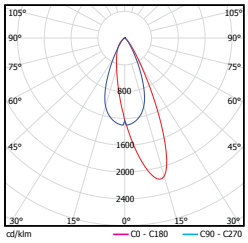

Specifications:
Number of luminaires: n > 5
Wall height (m): 4.8
Angle of tilt: 25°
Offset from wall (m): 1.5
Luminaire spacing (m): 1.8

H (m)	Surface illumination (lux)				
	below the luminaire	between the luminaire	below the luminaire	between the luminaire	below the luminaire
4.50	43	49	43	49	42
3.90	101	118	101	118	100
3.30	127	160	128	160	127
2.70	138	168	139	168	138
2.10	141	161	142	161	141
1.50	135	147	136	147	134
0.90	123	131	125	131	123
0.30	108	113	109	113	107

Accessories

Optical Accessories

Model	Barn Door 
TL15W	TL-21-BD-SW
TL16W	LENS-73-BD
TL17W	TL-22-BD-SW

Note: All must be ordered separately.



GOBO PRO

The GOBO PRO series of LED framing projectors enables the fine adjustment of two optical lenses to highlight works of art or wall decor. In addition, the GOBO PRO can be customized to project company logos and other images or control the shape of the projected light.



Zhejiang Literature Museum
Hangzhou , Zhejiang Province

GOBO PRO



Body Material	*Die-cast aluminum*
Optical System	*Dual Optical System Framing Projector*
Finish	*Environmentally safe powder coat*
Adjustable Angle	*0°-365° horizontal rotation and 0°-90° vertical aiming tilt(TL56F)* *0°-355° horizontal rotation and 0°-90° vertical aiming tilt(TL57F)*
Accessories/Brackets	*GOBO glass available*

LED Options

	TL56F	TL57F
LED Type	*COB*	*COB*
CRI	*90/97(Ra≥95)*	*90/97(Ra≥95)*
LED Color Consistency	*2 SDCM*	*2 SDCM*
LED Color	*3000K/3500K/4000K*	*3000K/3500K/4000K*
LED Lifetime	*>50,000h-L70 / B10-Ta25℃ (LM-80/TM-21)*	*>50,000h-L70 / B10-Ta25℃ (LM-80/TM-21)*

Product Data

	TL56F	TL57F
LED Power	*10W*	*25W*
LED Lumen Output(3000K)	*1000lm*	*2600lm*
Finish Color	*White/Black*	*White/Black*
Net Weight	*0.45Kg*	*1.8Kg*

Product Light Peformance(System CBCP @3000K)

Model / Beam		Max	Min
TL56F	**LM10**	*3006cd*	*645cd*
TL57F	**LM25**	*5315cd*	*2562cd*

Model Number

Drawing	Model	LED Power	Dimming	Beam	CRI	CCT	Finish
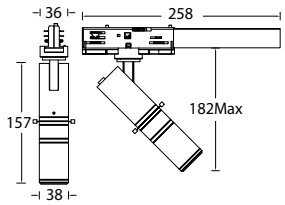	**TL56F**	**LM10** *COB 10W*	**O** *On-board* **A** *DALI* **D** *0-10V Dimming*	**R** *Reinvent*	**9** *90* **A** *97(Ra≥95)*	**30** *3000K* **35** *3500K* **40** *4000K*	**WT** *White* **BK** *Black*

Example: TL56FLM10-O-R930WT
In the Beam column code, "R" adjustable framing shims create a feature accenting,rectangular pattern of illumination.

Drawing	Model	LED Power	Dimming	Beam	CRI	CCT	Finish
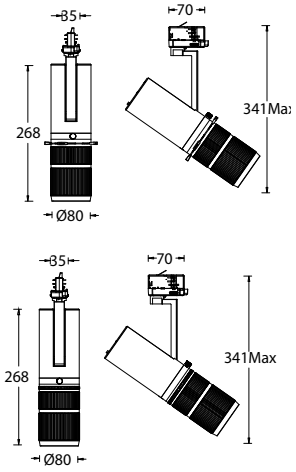	**TL57F**	**LM25** *COB 25W*	**O** *On-board* **A** *DALI* **D** *0-10V Dimming*	**R** *Reinvent* **F** *Focus*	**9** *90* **A** *97(Ra≥95)*	**30** *3000K* **35** *3500K* **40** *4000K*	**WT** *White* **BK** *Black*

Example : TL57FLM25-O-F930WT
In the beam column code :
"R" adjustable framing shims create a feature accenting,rectangular pattern of illumination.
"F" adjustable optical lens allows for focusing for crisp illumination.

Light Distribution

TL56F

TL56FLM10-O-R930BK(MIN)

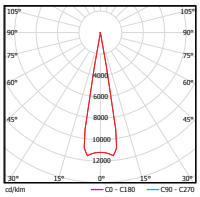

0° Aiming Angle

D(M)	LUX	W	L
1	3006	0.64	0.64
2	752	1.28	1.28
3	334	1.92	1.92
4	188	2.56	2.56

TL56FLM10-O-R930BK(MAX)

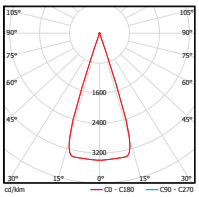

0° Aiming Angle

D(M)	LUX	W	L
1	645	0.33	0.33
2	161	0.66	0.66
3	72	0.99	0.99
4	40	1.32	1.32

TL57F

TL57FLM25-O-R930WTR(MIN)

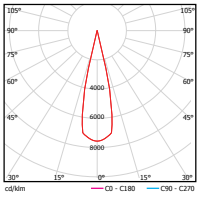

0° Aiming Angle

D(M)	LUX	W	L
1	5315	0.7	0.7
2	1329	1.4	1.4
3	591	2.0	2.0
4	332	2.7	2.7

TL57FLM25-O-R930WT(MAX)

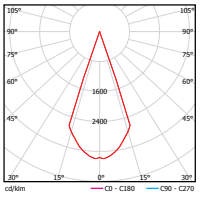

0° Aiming Angle

D(M)	LUX	W	L
1	2562	0.2	0.2
2	641	0.39	0.39
3	285	0.59	0.59
4	160	0.79	0.79

Accessories

Cutoff Accessories	LENS-TL57F-F-WT LENS-TL57F-F-BK Accessory changing from R-Framing to F- Round Focus		LENS-TL57F-R-WT LENS-TL57F-R-BK Accessory changing from F-Round Focus to R-Framing.	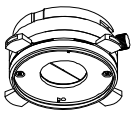
GOBO Sheet Accessories	LENS-TL56F-GOBO LENS-TL57F-GOBO Gobo piece Accessories with WAC logo	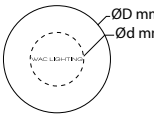		

All Accessories need to be ordered separately. The luminaire includes a corresponding cutoff accessory when it ships. The GOBO sheet is not included.
The cutoff Accessories can be interchanged by hand, and can be installed at the same time with the GOBO sheet, but only one cutoff accessory can be added to each luminaire.
GOBO(TL56)sheet size: thickness 1mm, D is Ø 19.6mm, d is Ø14mm, the text or pattern content can be customized (the diameter can't exceed 14mm).
GOBO(TL57)sheet size: thickness 1mm, D is Ø 33mm, d is Ø14mm, the text or pattern content can be customized (the diameter can't exceed 14mm).

3-CIRCUIT TRACK SYSTEM

Please scan the QR code for product details





WT

Model	Finish		Weight	Length
	BK	WT		
WT1M	•	•	1.10Kg	1000mm
WT2M	•	•	2.20Kg	2000mm
WT3M	•	•	3.30Kg	3000mm

Example :WT1M-WT-C
Surface mount track with extruded aluminum construction. The track offers three separately controlled circuits. Each circuit is rated 16A maximum which is fully polarized and grounded throughout.



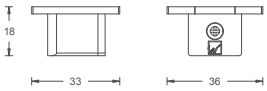

WEC

Model	Finish		Weight
	BK	WT	
WEC	•	•	0.01Kg

Example :WEC-WT-C
End cap: To cover the end of a track run.



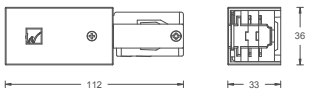

WEDR

Model	Finish		Weight
	BK	WT	
WEDR	•	•	0.09Kg

Example : WEDR-WT-C
Live end connector right.To start a run.



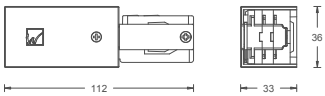

WEDL

Model	Finish		Weight
	BK	WT	
WEDL	•	•	0.09Kg

Example :WEDL-WT-C
Live end connector left:To start a run.



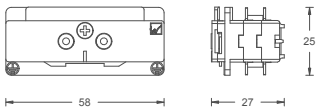

WPC

Model	Finish		Weight
	BK	WT	
WPC	•	•	0.03Kg

Example : WPC-WT-C
"I" power connector: Straight line connector used to join two sections of track with electrical continuity.



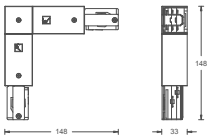

WLLC

Model	Finish		Weight
	BK	WT	
WLLC	•	•	0.24Kg

Example :WLLC-WT-C
"L" connector left: To connect two track sections at 90° for a left turn. Power feedable.



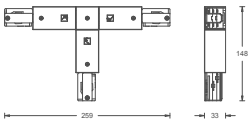

WLTC

Model	Finish		Weight
	BK	WT	
WLTC	•	•	0.35Kg

Example :WLTC-WT-C
"T" connector left: To join three track sections all at 90°. Power feedable.



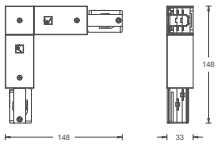

WRLC

Model	Finish		Weight
	BK	WT	
WRLC	•	•	0.24Kg

Example : WRLC-WT-C
"L" connector right. To connect two track sections at 90º angle for a right turn. Power feedable.



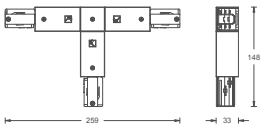

WRTC

Model	Finish		Weight
	BK	WT	
WRTC	•	•	0.35Kg

Example : WRTC-WT-C
"T" connector right. To join three track sections all at 90º. Power feedable.



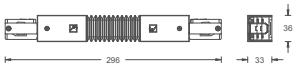

WFC

Model	Finish		Weight
	BK	WT	
WFC	•	•	0.24Kg

Example :WFC -WT-C
Flexible connector.Connects two track sections at variable angles from 60º to 180º. Used as a transition from wall-to-wall, wall-to-ceiling,or ceiling-to-ceiling.Power feedable.



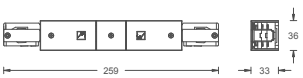

WIC

Model	Finish		Weight
	BK	WT	
WIC	•	•	0.24Kg

Example :WIC-WT-C
"I" connector.Power entry point at the connection of two tracks. To connect two track sections end-to-end to keep a straight line.Power feedable.



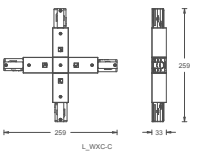

WXC

Model	Finish		Weight
	BK	WT	
WXC	•	•	0.45Kg

Example :WXC-WT-C
"X" connector. To connect four track sections into a cross configuration. Power feedable.



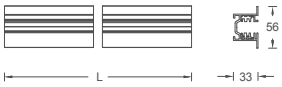

WT-RT

Model	Finish		Cutout	Weight	Length
	BK	WT			
WT1M-RT-2	•	•	50mm	1.53Kg	1000mm
WT2M-RT-2	•	•	50mm	3.06Kg	2000mm
WT3M-RT-2	•	•	50mm	4.59Kg	3000mm

Example :WT1M-RT-2-WT
Recessed flanged track: Extruded aluminum construction. Track offers three separately controlled circuits. Each circuit is rated 16A maximum and fully polarized and grounded throughout.



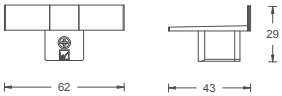

WEC-RT

Model	Finish		Weight
	BK	WT	
WEC-RT-2	•	•	0.01Kg

Example : WEC-RT-2-WT
Flanged end cap. To cover the end of a track run.



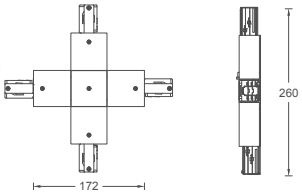

WXC-RT

Model	Finish		Weight
	BK	WT	
WXC-RT-2	•	•	0.89Kg

Example : WXC-RT-2-WT
Flanged (X)connector. To connect four track sections into a cross configuration. Power feedable.



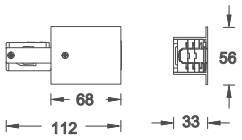

WEDL-RT

Model	Finish		Weight
	BK	WT	
WEDL-RT-2	•	•	0.28Kg

Example :WEDL-RT-2-WT
Flanged live end connector left. To start a run.



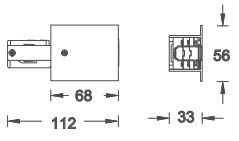

WEDR-RT

Model	Finish		Weight
	BK	WT	
WEDR-RT-2	•	•	0.28Kg

Example :WEDR-RT-2-WT
Flanged live end connector right. To start a run.



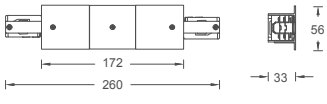

WIC-RT

Model	Finish		Weight
	BK	WT	
WIC-RT-2	•	•	0.47Kg

Example :WIC-RT-2-WT
Flanged "I" connector.Power entry point at the connection of two tracks. To connect two track sections end-to-end to keep a straight line. Power feedable.



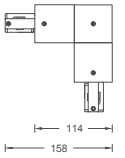

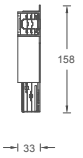

WLLC-RT

Model	Finish		Weight
	BK	WT	
WLLC-RT-2	•	•	0.49Kg

Example :WLLTC-RT-2-WT
Flanged "L" connector left: To connect two track sections at 90° for a left turn. Power feedable.



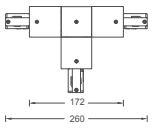

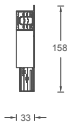

WLTC-RT

Model	Finish		Weight
	BK	WT	
WLTC-RT-2	•	•	0.70Kg

Example :WLTC-RT-2-WT
Flanged "T" connector left. To join three track sections all at 90º. Power feedable.



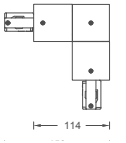

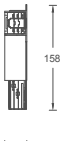

WRLC-RT

Model	Finish		Weight
	BK	WT	
WRLC-RT-2	•	•	0.49Kg

Example : WRLC-RT-2-WT
Flanged "L" connector right. To connect two track sections at 90° angle for a right turn. Power feedable.



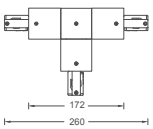

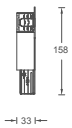

WRTC-RT

Model	Finish		Weight
	BK	WT	
WRTC-RT-2	•	•	0.70Kg

Example : WRTC-RT-2-WT
Flanged "T" connector right. To join three track sections all at 90º. Power feedable.



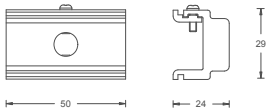

WMT

Model	Finish		Weight
	BK	WT	
WMT	•	•	0.05Kg

Example : WMT-WT-C

Connects suspension to track without power feed. Use with: WMT-X, WMT-XS, WMT-TB, WMST-X, WMST-XS and WMST-TB.



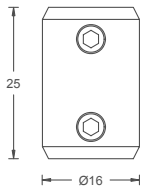

WMXI

Model	Finish		Weight
	BK	WT	
WMXI	•	•	0.02Kg

Example :

Use for joining two lengths of rod to form a longer drop.



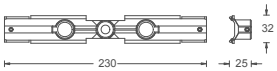

WMIC

Model	Finish		Weight
	BK	WT	
WMIC	•	•	0.09Kg

Example : WMIC-WT-C

"I" connector suspension: Use for suspension mounting with I connector.



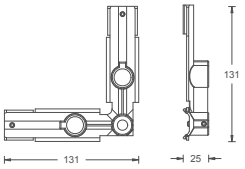

WMLC

Model	Finish		Weight
	BK	WT	
WMLC	•	•	0.09Kg

Example : WMLC-WT-C

"L" connector suspension: Use for suspension mounting with L connector.



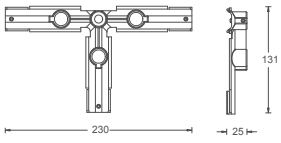

WMTC

Model	Finish		Weight
	BK	WT	
WMTC	•	•	0.12Kg

Example :WMTC-WT-C

"T" connector suspension: Use for suspension mounting with T connector.



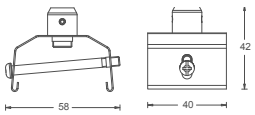

WMT-RT

Model	Finish	Weight
	PT	
WMT-RT	•	0.04Kg

Example :WMT-RT-PT-C

Connects suspension to recessed track without power feed. Use with: WMT-X, WMT-XS, WMT-TB, WMST-X, WMST-XS and WMST-TB.



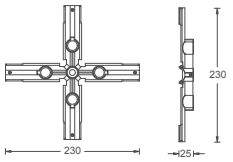

WMXC

Model	Finish		Weight
	BK	WT	
WMXC	•	•	0.15Kg

Example : WMXC-WT-C
"X" connector suspension: Use for suspension mounting with "X" connector.



WCC-RTL

Model	Weight
WCC-RTL-CL	0.05Kg

3-circuit recessed track closure cover.



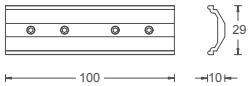

WMPC

Model	Finish		Weight
	BK	WT	
WMPC	•	•	0.03Kg

Example : WMPC-WT-C
Straight coupler: Used for suspension mounting with "I" power connector.



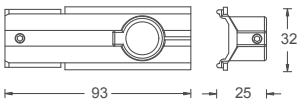

WMED

Model	Finish		Weight
	BK	WT	
WMED	•	•	0.03Kg

Example : WMED-WT-C
Live end suspension: Use for suspension mounting with live end connector.



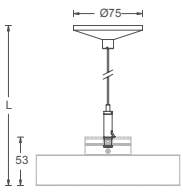

WMST-X

Model	Finish		Weight	Length
	BK	WT		
WMST-X48	•	•	0.12Kg	1286mm
WMST-X96	•	•	0.13Kg	2466mm

Example : WMST-X48-WT-C
Suspension cable kit: Use to extend track from the ceiling. Field adjustable.



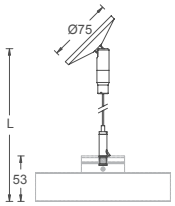

WMST-XS

Model	Finish		Weight	Length
	BK	WT		
WMST-XS48	•	•	0.16Kg	1313mm
WMST-XS96	•	•	0.17Kg	2493mm

Example :WMST-XS48-WT-C
Sloped ceiling cable: Use to extend track from a sloped ceiling. Field adjustable.



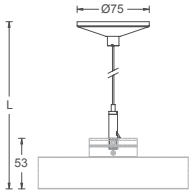

WMST-TB

Model	Finish		Weight	Length
	BK	WT		
WMST-TB48	•	•	0.07Kg	1286mm
WMST-TB96	•	•	0.08Kg	2466mm

Example :WMST-TB48-WT-C
Includes T-Bar clip to extend track from drop ceilings. Field adjustable.



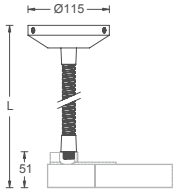

WMFP

Model	Finish		Weight	Length
	BK	WT		
WMFP-48	•	•	0.80Kg	1213mm
WMFP-96	•	•	1.80Kg	3653mm

Example :WMFP-48-WT-C
Flexible power feed to connect with a Live End or any Joiner/Feeder. Recommended for use with Cable Suspensions. Field cuttable.



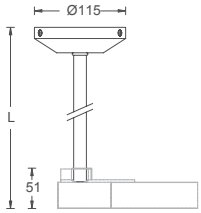

WMSP

Model	Finish		Weight	Length
	BK	WT		
WMSP-6	•	•	0.37Kg	152mm
WMSP-12	•	•	0.47Kg	304mm
WMSP-24	•	•	0.66Kg	609mm
WMSP-36	•	•	0.87Kg	914mm
WMSP-48	•	•	1.07Kg	1219mm
WMSP-96	•	•	1.89Kg	2438mm

Example :WMSP-6-WT-C
Power feed to connect with a Live End or any Joiner/Feeder. Field cuttable.



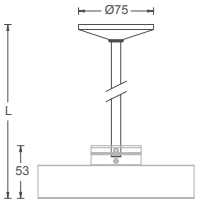

WMT-X

Model	Finish		Weight	Length
	BK	WT		
WMT-X6	•	•	0.10Kg	152mm
WMT-X12	•	•	0.13Kg	304mm
WMT-X24	•	•	0.18Kg	609mm
WMT-X36	•	•	0.24Kg	914mm
WMT-X48	•	•	0.30Kg	1219mm
WMT-X96	•	•	0.52Kg	2438mm

Example :WMT-X6-WT-C
Pendant stem kit. Used to extend track from the ceiling. Field cuttable.



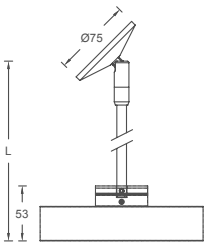

WMT-XS

Model	Finish		Weight	Length
	BK	WT		
WMT-XS6	•	•	0.13Kg	135mm
WMT-XS12	•	•	0.16Kg	287mm
WMT-XS24	•	•	0.22Kg	592mm
WMT-XS36	•	•	0.29Kg	897mm
WMT-XS48	•	•	0.35Kg	1202mm
WMT-XS96	•	•	0.60Kg	2421mm

Example :WMT-XS6-WT-C
Sloped ceiling stem. Use to extend track from a sloped ceiling. Field cuttable.



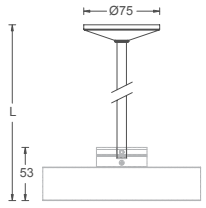

WMT-TB

Model	Finish		Weight	Length
	BK	WT		
WMT-TB6	•	•	0.05Kg	152mm
WMT-TB12	•	•	0.08Kg	304mm
WMT-TB24	•	•	0.15Kg	609mm
WMT-TB36	•	•	0.21Kg	914mm
WMT-TB48	•	•	0.28Kg	1219mm
WMT-TB96	•	•	0.54Kg	2438mm

Example :WMT-TB6-WT-C
Includes T-Bar clip to extend track from drop ceilings. Field cuttable.

Straight Configuration

A	WEDR	Live end connector (right)
B	WIC	"I" connector
C	WPC	"I" Power connector
D	WEC	End cap

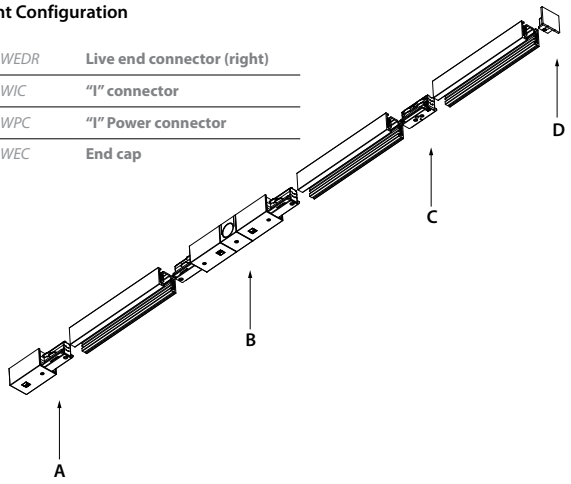

Flexible Configurations

A	WEDR	Live end connector (right)
B	WEDL	Live end connector (left)
C	WFC	Flexible connector
D	WEC	End cap

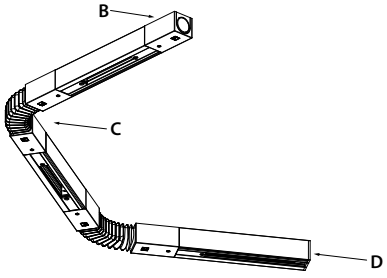

Horizontal Ceiling Mount

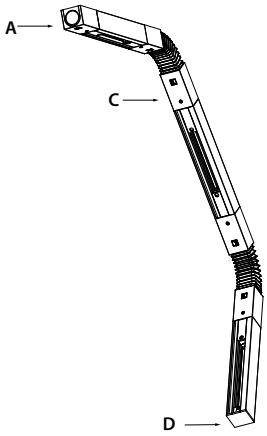

Vertical Wall-to-Ceiling Mount

Grid Configuration

A	WLLC	"L" Connector Left
B	WLTC	"T" Connector Left
C	WRTC	"T" Connector Right
D	WXC	"X" Connector

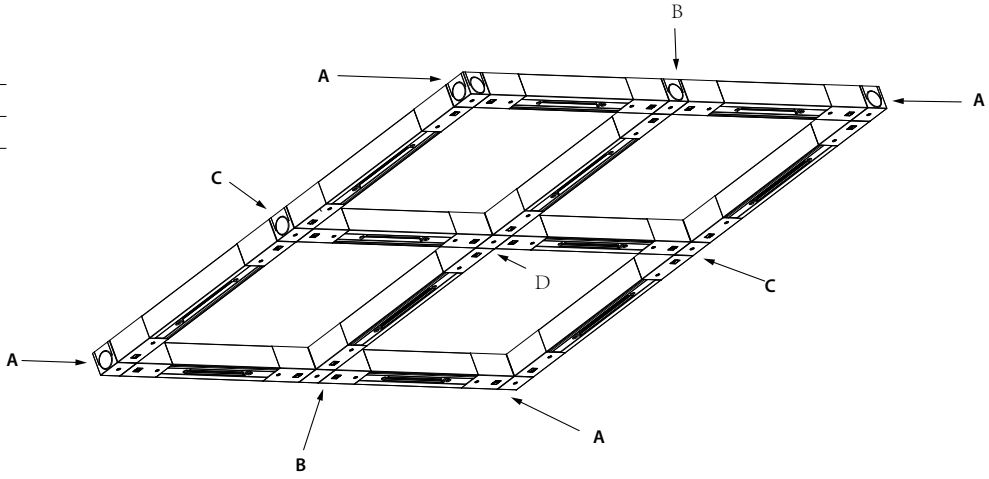

Cable Suspension Mount

Use one support for every 1 meter

A	WMFP	Flexible Stem kit with power feed
B	WMED	Live end suspension mount
C	WEDL	Live end connector (left)
D	WMST-X	Cable suspension kit
E	WMT	Suspension hanger clip
F	WMST-TB	"T" bar cable suspension kit
G	WMST-XS	Sloped ceiling cable kit
H	WMLC	"L" connector suspension mount
I	WLLC	"L" connector left
J	WEC	End cap

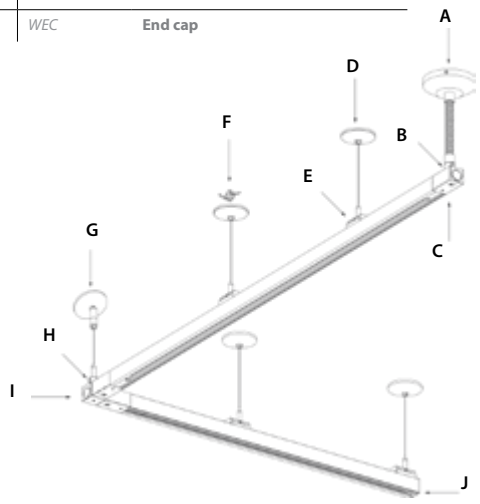

Stem Suspension Mount

A	WMSP	Stem kit with power feed
B	WMED	Live end suspension mount
C	WEDR	Live end connector (right)
D	WMT-XS	Sloped ceiling stem kit
E	WMT	Suspension hanger clip
F	WMT-TB	"T" bar stem kit
G	WMT-X	Stem kit
H	WMLC	"L" connector suspension mount
I	WLLC	"L" connector left
J	WEC	End cap

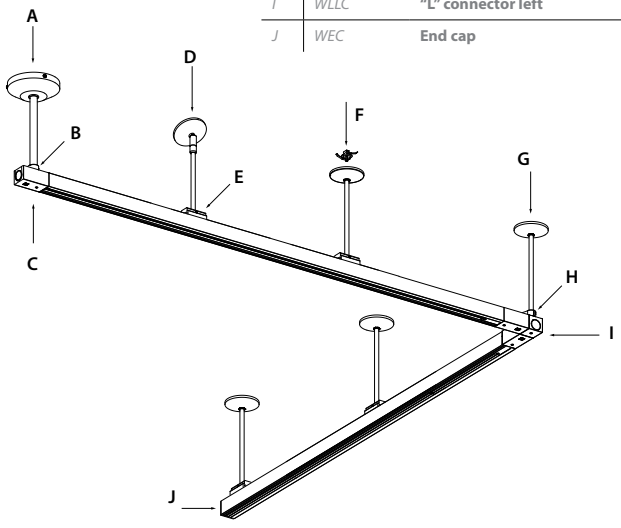

J - TRACK LUMINAIRES & TRACK SYSTEM

SILO 83

SILO PRO 83
SILO FOCUS 89
SILO PRO WALL WASHER 93

J-TRACK SYSTEM 97





Nanjing City Wall Museum
Nanjing , Jiangsu Province

SILO PRO



Body Material	*Die-cast aluminum*
Optical System	*Clear lens included+Reflector*
Finish	*Environmentally safe powder coat*
Adjustable Angle	*0°-355° horizontal rotation and 0°-90° vertical aiming tilt*
Accessories/Brackets	*Various optical accessories available, up to 3 pieces, one piece allowed per Class*

LED Options

	JL15H	JL16H	JL17H
LED Type	*COB*	*COB*	*COB*
CRI	*90*	*90*	*90*
LED Color Consistency	*3 SDCM*	*3 SDCM*	*3 SDCM*
LED Color	*2700K/3000K/4000K/5000K*	*2700K/3000K/4000K/5000K*	*2700K/3000K/4000K/5000K*
LED Lifetime	*>50,000h-L70 / B10-Ta25℃ (LM-80/TM-21)*	*>50,000h-L70 / B10-Ta25℃ (LM-80/TM-21)*	*>50,000h-L70 / B10-Ta25℃ (LM-80/TM-21)*

Product Data

	JL15H	JL16H	JL17H
LED Power	*6W/12W*	*18W/26W*	*34W*
LED Lumen Output(3000K)	*800lm/1330lm*	*2120lm/2830lm*	*3530lm*
Finish Color	*White/Black*	*White/Black*	*White/Black*
Net Weight	*0.5Kg*	*1.0Kg*	*1.4Kg*

Product Light Peformance(System CBCP @3000K)

Model		Beam 13°	24°	36°	55°
JL15H	**LM06**	*5986cd*	*4564cd*	*1321cd*	*476cd*
	LM12	*9466cd*	*7216cd*	*2089cd*	*753cd*
JL16H	**LM18**	*17728cd*	*9782cd*	*4945cd*	*1778cd*
	LM26	*23504cd*	*12969cd*	*6557cd*	*2357cd*
JL17H	**LM34**	*33432cd*	*13443cd*	*6154cd*	*3104cd*

Model Number

Drawing	Model	LED Power	Dimming	Beam	CRI	CCT	Finish
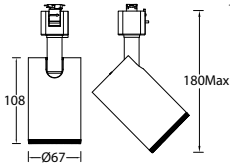	**JL15H**	**LM06** *COB 6W* **LM12** *COB 12W*	**O** *On-board* **E** *ON-OFF*	**1** *13°* **2** *24°* **3** *36°* **5** *55°*	**9** *90*	**27** *2700K* **30** *3000K* **40** *4000K* **50** *5000K*	**WT** *White* **BK** *Black*

Example: JL15HLM12-O-2930WT

Drawing	Model	LED Power	Dimming	Beam	CRI	CCT	Finish
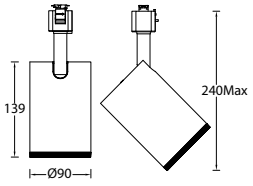	**JL16H**	**LM18** *COB 18W* **LM26** *COB 26W*	**O** *On-board* **E** *ON-OFF*	**1** *13°* **2** *24°* **3** *36°* **5** *55°*	**9** *90*	**27** *2700K* **30** *3000K* **40** *4000K* **50** *5000K*	**WT** *White* **BK** *Black*

Example: JL16HLM18-O-2930WT

Drawing	Model	LED Power	Dimming	Beam	CRI	CCT	Finish
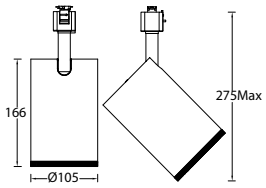	**JL17H**	**LM34** *COB 34W*	**O** *On-board* **E** *ON-OFF*	**1** *13°* **2** *24°* **3** *36°* **5** *55°*	**9** *90*	**27** *2700K* **30** *3000K* **40** *4000K* **50** *5000K*	**WT** *White* **BK** *Black*

Example: JL17HLM34-O-2930WT

Light Distribution

JL15H

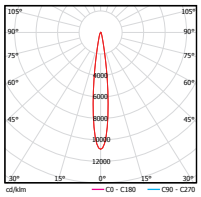

JL15HLM06-O-1930

0° Aiming Angle

D(M)	LUX	W	L
1	5986	0.25	0.25
2	1497	0.50	0.50
3	665	0.75	0.75
4	374	1.00	1.00

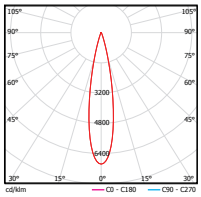

JL15HLM06-O-2930

0° Aiming Angle

D(M)	LUX	W	L
1	4564	0.36	0.36
2	1141	0.72	0.72
3	507	1.08	1.08
4	285	1.44	1.44

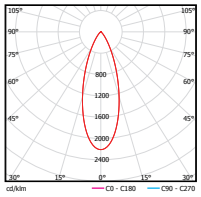

JL15HLM06-O-3930

0° Aiming Angle

D(M)	LUX	W	L
1	1321	0.63	0.63
2	330	1.26	1.26
3	147	1.89	1.89
4	83	2.52	2.52

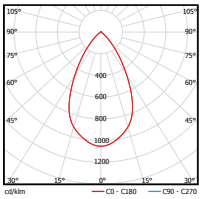

JL15HLM06-O-5930

0° Aiming Angle

D(M)	LUX	W	L
1	476	1.10	1.10
2	119	2.20	2.20
3	53	3.30	3.30
4	30	4.40	4.40

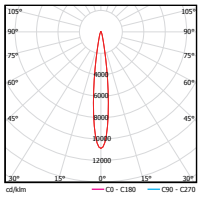

JL15HLM12-O-1930

0° Aiming Angle

D(M)	LUX	W	L
1	9466	0.25	0.25
2	2367	0.50	0.50
3	1052	0.75	0.75
4	592	1.00	1.00

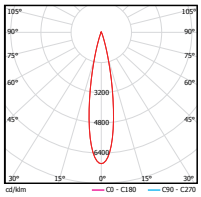

JL15HLM12-O-2930

0° Aiming Angle

D(M)	LUX	W	L
1	7216	0.36	0.36
2	1804	0.72	0.72
3	802	1.08	1.08
4	451	1.44	1.44

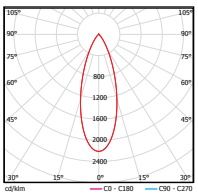

JL15HLM12-O-3930

0° Aiming Angle

D(M)	LUX	W	L
1	2089	0.63	0.63
2	522	1.26	1.26
3	232	1.89	1.89
4	131	2.52	2.52

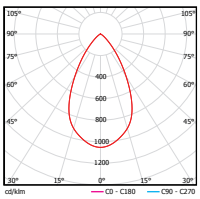

JL15HLM12-O-5930

0° Aiming Angle

D(M)	LUX	W	L
1	753	1.10	1.10
2	188	2.20	2.20
3	84	3.30	3.30
4	47	4.40	4.40

Light Distribution

JL16H

JL16HLM18-O-1930

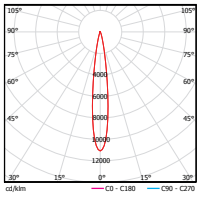

0º Aiming Angle

D(M)	LUX	W	L
1	17728	0.25	0.25
2	4432	0.50	0.50
3	1970	0.75	0.75
4	1108	1.00	1.00

JL16HLM18-O-2930

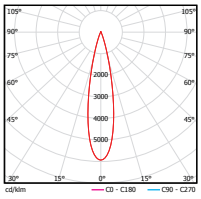

0º Aiming Angle

D(M)	LUX	W	L
1	9782	0.39	0.39
2	2446	0.78	0.78
3	1087	1.17	1.17
4	611	1.56	1.56

JL16HLM18-O-3930

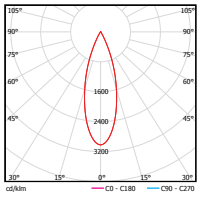

0º Aiming Angle

D(M)	LUX	W	L
1	4945	0.57	0.57
2	1236	1.14	1.14
3	549	1.71	1.71
4	309	2.28	2.28

JL16HLM18-O-5930

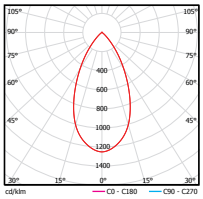

0º Aiming Angle

D(M)	LUX	W	L
1	1778	0.98	0.98
2	445	1.96	1.96
3	198	2.94	2.94
4	111	3.92	3.92

JL16HLM26-O-1930

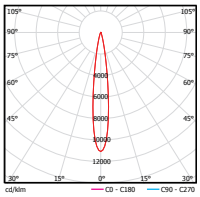

0º Aiming Angle

D(M)	LUX	W	L
1	23504	0.25	0.25
2	5876	0.50	0.50
3	2612	0.75	0.75
4	1469	1.00	1.00

JL16HLM26-O-2930

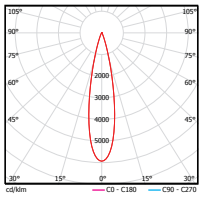

0º Aiming Angle

D(M)	LUX	W	L
1	12969	0.39	0.39
2	3242	0.78	0.78
3	1441	1.17	1.17
4	811	1.56	1.56

JL16HLM26-O-3930

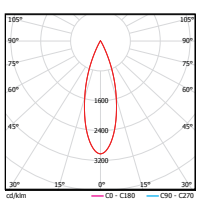

0º Aiming Angle

D(M)	LUX	W	L
1	6557	0.57	0.57
2	1639	1.14	1.14
3	729	1.71	1.71
4	410	2.28	2.28

JL16HLM26-O-5930

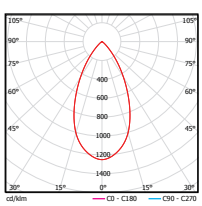

0º Aiming Angle

D(M)	LUX	W	L
1	2357	0.98	0.98
2	589	1.96	1.96
3	262	2.94	2.94
4	147	3.92	3.92

Light Distribution

JL17H

JL17HLM34-O-1930

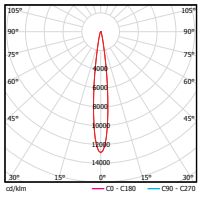

0° Aiming Angle

D(M)	LUX	W	L
1	33432	0.23	0.23
2	8358	0.46	0.46
3	3715	0.69	0.69
4	2090	0.92	0.92

JL17HLM34-O-2930

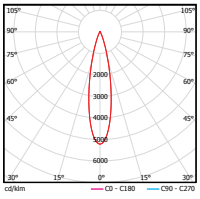

0° Aiming Angle

D(M)	LUX	W	L
1	13443	0.39	0.39
2	3361	0.78	0.78
3	1494	1.17	1.17
4	840	1.56	1.56

JL17HLM34-O-3930

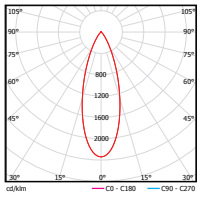

0° Aiming Angle

D(M)	LUX	W	L
1	6154	0.61	0.61
2	1539	1.22	1.22
3	684	1.83	1.83
4	385	2.44	2.44

JL17HLM34-O-5930

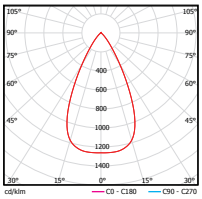

0° Aiming Angle

D(M)	LUX	W	L
1	3104	1.00	1.00
2	776	2.00	2.00
3	345	3.00	3.00
4	194	4.00	4.00

Accessories

Lenses/Filters

Model	Slight Beam Spread (CLASS I) 	Strong Beam Spread (CLASS I)	Beam Elongator Lens (CLASS I) 	Wall Washer Lens (CLASS I) 
JL15H	LENS-TL15H-MIX	LENS-TL15H-FIX	LENS-TL15H-WOF	LENS-TL15H-WW
JL16H	LENS-TL16H-MIX	LENS-TL16H-FIX	LENS-TL16H-WOF	LENS-TL16H-WW
JL17H	LENS-TL17H-MIX	LENS-TL17H-FIX	LENS-TL17H-WOF	LENS-TL17H-WW

Optical Accessories

Model	Honeycomb (CLASS II) 	Barn Door (CLASS III) 	Snoot (CLASS III) 
JL15H	LENS-16-HCM	TL-21-BD-SW	LENS-TL15H-Snoot-B LENS-TL15H-Snoot-W
JL16H	LENS-73-HCM	LENS-73-BD	LENS-TL16H-Snoot-B LENS-TL16H-Snoot-W
JL17H	LENS-25-HCL	TL-22-BD-SW	LENS-TL17H-Snoot-B LENS-TL17H-Snoot-W

Note: 1. Up to 3 Accessories, only one piece allowed for each CLASS
2. All must be ordered separately.

SILO FOCUS



Body Material	*Die-cast aluminum*
Optical System	*Clear lens included+Reflector*
Finish	*Environmentally safe powder coat*
Adjustable Angle	*0°-355° horizontal rotation and 0°-90° vertical aiming tilt*
Accessories/Brackets	*Various optical accessories available, up to 3 pieces, one piece allowed per Class*

LED Options

	JL15F	JL16F	JL17F
LED Type	*COB*	*COB*	*COB*
CRI	*90*	*90*	*90*
LED Color Consistency	*3 SDCM*	*3 SDCM*	*3 SDCM*
LED Color	*2700K/3000K/4000K/5000K*	*2700K/3000K/4000K/5000K*	*2700K/3000K/4000K/5000K*
LED Lifetime	*>50,000h-L70 / B10-Ta25℃ (LM-80/TM-21)*	*>50,000h-L70 / B10-Ta25℃ (LM-80/TM-21)*	*>50,000h-L70 / B10-Ta25℃ (LM-80/TM-21)*

Product Data

	JL15F	JL16F	JL17F
LED Power	*6W/12W*	*18W/26W*	*34W*
LED Lumen Output(3000K)	*670lm/1200lm*	*1700lm/2500lm*	*3530lm*
Finish Color	*White/Black*	*White/Black*	*White/Black*
Net Weight	*0.5Kg*	*1.0Kg*	*1.4Kg*

Product Light Peformance(System CBCP @3000K)

Model		Beam 12°-50°
JL15H	**LM06**	*MIN 424cd-MAX 2395cd*
	LM12	*MIN 616cd-MAX 3187cd*
JL16H	**LM18**	*MIN 689cd-MAX 4670cd*
	LM26	*MIN 952cd-MAX 5859cd*
JL17H	**LM34**	*MIN 1205cd-MAX6780cd*

Model Number

Drawing	Model	LED Power	Dimming	Beam	CRI	CCT	Finish
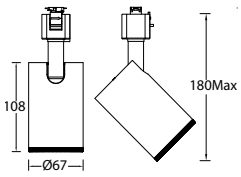	**JL15F**	**LM06** *COB 6W* **LM12** *COB 12W*	**O** *On-board* **E** *ON-OFF*	**F** *12°-50°*	**9** *90*	**27** *2700K* **30** *3000K* **40** *4000K* **50** *5000K*	**WT** *White* **BK** *Black*

Example: JL15FLM12-O-F930WT

Drawing	Model	LED Power	Dimming	Beam	CRI	CCT	Finish
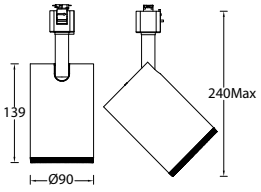	**JL16F**	**LM18** *COB 18W* **LM26** *COB 26W*	**O** *On-board* **E** *ON-OFF*	**F** *12°-50°*	**9** *90*	**27** *2700K* **30** *3000K* **40** *4000K* **50** *5000K*	**WT** *White* **BK** *Black*

Example: JL16FLM18-O-F930WT

Drawing	Model	LED Power	Dimming	Beam	CRI	CCT	Finish
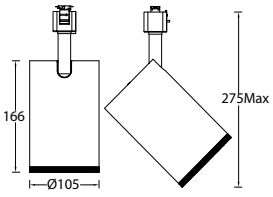	**JL17F**	**LM34** *COB 34W*	**O** *On-board* **E** *ON-OFF*	**F** *12°-50°*	**9** *90*	**27** *2700K* **30** *3000K* **40** *4000K* **50** *5000K*	**WT** *White* **BK** *Black*

Example: JL17FLM34-O-F930WT

Light Distribution

JL15F

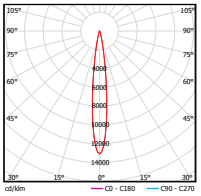

JL15FLM06-O-F930(MIN)

0° Aiming Angle

D(M)	LUX	W	L
1	2395	0.23	0.23
2	599	0.46	0.46
3	266	0.69	0.69
4	150	0.92	0.92

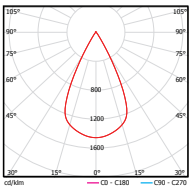

JL15FLM06-O-F930(MAX)

0° Aiming Angle

D(M)	LUX	W	L
1	424	0.99	0.99
2	106	1.98	1.98
3	47	2.97	2.97
4	27	3.96	3.96

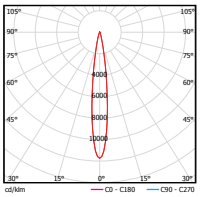

JL15FLM12-O-F930(MIN)

0° Aiming Angle

D(M)	LUX	W	L
1	3187	0.24	0.24
2	797	0.48	0.48
3	354	0.72	0.72
4	199	0.96	0.96

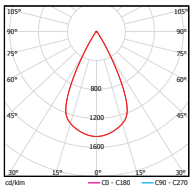

JL15FLM12-O-F930(MAX)

0° Aiming Angle

D(M)	LUX	W	L
1	616	1.0	1.0
2	154	2.0	2.0
3	68	3.0	3.0
4	39	4.0	4.0

JL16F

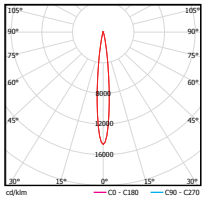

JL16FLM18-O-F930(MIN)

0° Aiming Angle

D(M)	LUX	W	L
1	4670	0.21	0.21
2	1168	0.42	0.42
3	519	0.63	0.63
4	292	0.84	0.84

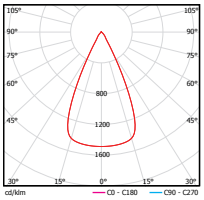

JL16FLM18-O-F930(MAX)

0° Aiming Angle

D(M)	LUX	W	L
1	689	0.93	0.93
2	172	1.86	1.86
3	77	2.79	2.79
4	43	3.72	3.72

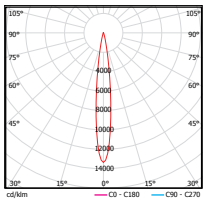

JL16FLM26-O-F930(MIN)

0° Aiming Angle

D(M)	LUX	W	L
1	5859	0.22	0.22
2	1465	0.44	0.44
3	651	0.66	0.66
4	366	0.88	0.88

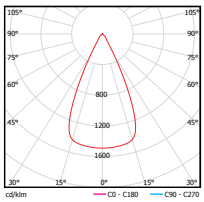

JL16FLM26-O-F930(MAX)

0° Aiming Angle

D(M)	LUX	W	L
1	952	0.93	0.93
2	238	1.86	1.86
3	106	2.79	2.79
4	60	3.72	3.72

JL17F

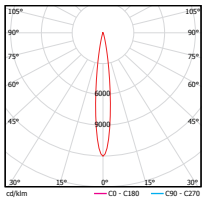

JL17FLM34-O-F930(MIN)

0° Aiming Angle

D(M)	LUX	W	L
1	6780	0.23	0.23
2	1695	0.46	0.46
3	753	0.69	0.69
4	424	0.92	0.92

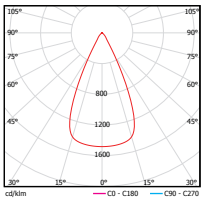

JL17FLM34-O-F930(MAX)

0° Aiming Angle

D(M)	LUX	W	L
1	1205	0.93	0.93
2	301	1.86	1.86
3	134	2.79	2.79
4	75	3.72	3.72

Accessories

Lenses/Filters

Model	Beam Elongator (CLASS I) 	Soft Beam Lens (CLASS I) 	Frosted Glass (CLASS I) 	Honeycomb (CLASS I) 
JL15F	LENS-16-BEL-C	LENS-16-BSL-SW	LENS-16-FR	LENS-16-HCL
JL16F	LENS-73-BEL-C	LENS-73-BSL	LENS-73-FR	LENS-73-HCL-C
JL17F	LENS-73-BEL-C	LENS-73-BSL	LENS-73-FR	LENS-73-HCL-C

Optical Accessories

Model	Snoot (CLASS II) 	Honeycomb (CLASS II) 	Barn Door (CLASS III) 
JL15F	LENS-15-Snoot	/	TL-21-BD-SW
JL16F	LENS-20-Snoot	LENS-20-HCL	LENS-73-BD
JL17F	LENS-22-Snoot	LENS-20-HCL	TL-22-BD-SW

Note:1. Up to 3 Accessories, only one piece allowed for each CLASS.
2. All must be ordered separately.

SILO PRO WALL WASHER



Body Material	*Die-cast aluminum*
Optical System	*Clear lens included+Reflector*
Finish	*Environmentally safe powder coat*
Adjustable Angle	*0°-355° horizontal rotation and 0°-90° vertical aiming tilt*
Accessories/Brackets	*Various optical accessories available, up to 3 pieces, one piece allowed per Class*

LED Options

	JL15W	JL16W	JL17W
LED Type	*COB*	*COB*	*COB*
CRI	*90*	*90*	*90*
LED Color Consistency	*3 SDCM*	*3 SDCM*	*3 SDCM*
LED Color	*2700K/3000K/4000K/5000K*	*2700K/3000K/4000K/5000K*	*2700K/3000K/4000K/5000K*
LED Lifetime	*>50,000h-L70 / B10-Ta25℃ (LM-80/TM-21)*	*>50,000h-L70 / B10-Ta25℃ (LM-80/TM-21)*	*>50,000h-L70 / B10-Ta25℃ (LM-80/TM-21)*

Product Data

	JL15W	JL16W	JL17W
LED Power	*6W/12W*	*18W/26W*	*34W*
LED Lumen Output(3000K)	*800lm/1330lm*	*2120lm/2830lm*	*3530lm*
Finish Color	*White/Black*	*White/Black*	*White/Black*
Net Weight	*0.5Kg*	*1.0Kg*	*1.4Kg*

Product Light Peformance(System Lumens @3000K)

Model / Beam		Wall Washer
JL15W	**LM06**	*519lm*
	LM12	*822lm*
JL16W	**LM18**	*1555lm*
	LM26	*2061lm*
JL17W	**LM34**	*2464lm*

Model Number

Drawing	Model	LED Power	Dimming	Beam	CRI	CCT	Finish
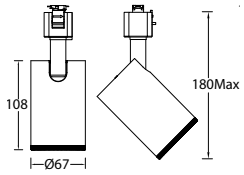	**JL15W**	**LM06** *COB 6W* **LM12** *COB 12W*	**O** *On-board* **E** *ON-OFF*	**W** *Wall Washer*	**9** *90*	**27** *2700K* **30** *3000K* **40** *4000K* **50** *5000K*	**WT** *White* **BK** *Black*

Example: JL15WLM12-O-W930WT

Drawing	Model	LED Power	Dimming	Beam	CRI	CCT	Finish
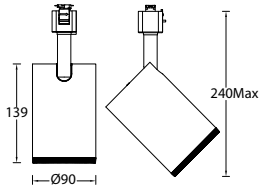	**JL16W**	**LM18** *COB 18W* **LM26** *COB 26W*	**O** *On-board* **E** *ON-OFF*	**W** *Wall Washer*	**9** *90*	**27** *2700K* **30** *3000K* **40** *4000K* **50** *5000K*	**WT** *White* **BK** *Black*

Example: JL16WLM18-O-W930WT

Drawing	Model	LED Power	Dimming	Beam	CRI	CCT	Finish
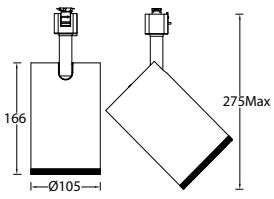	**JL17W**	**LM34** *COB 34W*	**O** *On-board* **E** *ON-OFF*	**W** *Wall Washer*	**9** *90*	**27** *2700K* **30** *3000K* **40** *4000K* **50** *5000K*	**WT** *White* **BK** *Black*

Example: TL17WLM34-O-W930WT

Light Distribution

JL15WLM12-O-W930WT

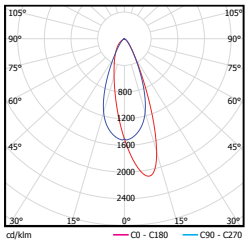

Specifications:
Number of luminaires: n > 5
Wall height (m): 3.0
Angle of tilt: 25°
Offset from wall (m): 1.0
Luminaire spacing (m): 1.2

H (m)	Surface illumination (lux)				
	below the luminaire	between the luminaire	below the luminaire	between the luminaire	below the luminaire
2.70	93	90	93	89	93
2.30	149	167	149	167	148
1.90	162	191	162	191	162
1.50	159	180	159	180	158
1.10	142	156	143	156	142
0.70	117	126	118	126	117
0.30	96	101	97	101	96

JL16WLM26-O-W930WT

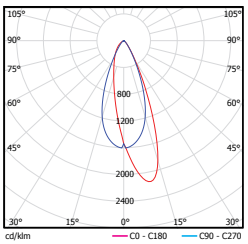

Specifications:
Number of luminaires: n > 5
Wall height (m): 3.6
Angle of tilt: 25°
Offset from wall (m): 1.2
Luminaire spacing (m): 1.5

H (m)	Surface illumination (lux)				
	below the luminaire	between the luminaire	below the luminaire	between the luminaire	below the luminaire
3.40	81	78	83	79	82
3.00	199	195	199	194	199
2.60	243	278	244	278	243
2.20	255	301	256	301	255
1.80	256	289	256	289	255
1.40	237	266	239	266	237
1.00	210	234	212	234	210
0.60	180	198	181	198	180
0.20	155	163	157	164	155

JL17WLM34-O-W930WT

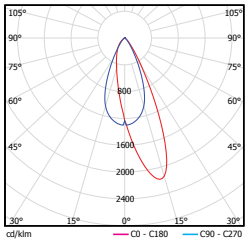

Specifications:
Number of luminaires: n > 5
Wall height (m): 4.8
Angle of tilt: 25°
Offset from wall (m): 1.5
Luminaire spacing (m): 1.8

H (m)	Surface illumination (lux)				
	below the luminaire	between the luminaire	below the luminaire	between the luminaire	below the luminaire
4.50	43	49	43	49	42
3.90	101	118	101	118	100
3.30	127	160	128	160	127
2.70	138	168	139	168	138
2.10	141	161	142	161	141
1.50	135	147	136	147	134
0.90	123	131	125	131	123
0.30	108	113	109	113	107

Accessories

Optical Accessories

Model	Barn Door 
JL15W	TL-21-BD-SW
JL16W	LENS-73-BD
JL17W	TL-22-BD-SW

Note: All must be ordered separately.

J-TRACK SYSTEM



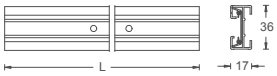

J SYSTEM TRACK

Model	Finish		Length	Weight
	BK	WT		
JT1M	•	•	1000mm	0.56Kg
JT2M	•	•	2000mm	1.09Kg
JT3M	•	•	3000mm	1.62Kg

EXAMPLE JT1M-WT-C
Includes two end caps.



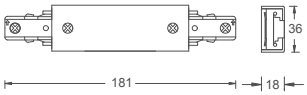

"I" STRAIGHT LINE POWER CONNECTOR

Model	Finish		Weight
	BK	WT	
JI-PWR	•	•	0.12Kg

EXAMPLE JI-PWR-WT-C

Power entry point at the connection of two tracks.



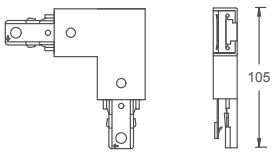

"L" CONNECTOR (LEFT)

Model	Finish		Weight
	BK	WT	
JL-LEFT	•	•	0.09Kg

EXAMPLE JL-LEFT-BK-C

Use to join two track sections to make a power feedable 90° – left-hand polarity.



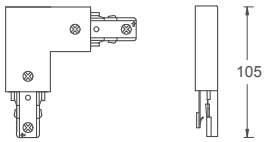

"L" CONNECTOR (RIGHT)

Model	Finish		Weight
	BK	WT	
JL-RIGHT	•	•	0.09Kg

EXAMPLE JL-RIGHT-BK-C

Used to join two track sections to make a power feedable 90° – right-hand polarity.



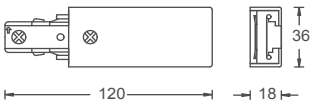

LIVE END CONNECTOR

Model	Finish		Weight
	BK	WT	
JLE	•	•	0.06Kg

EXAMPLE JLE-BK-C

Use for direct wiring from conduit through the ceiling.



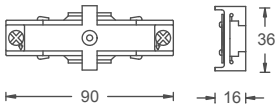

"I" CONNECTOR

Model	Finish		Weight
	BK	WT	
JI	•	•	0.02Kg

EXAMPLE JI-BK-C

Straight line connector used to join two sections of track with electrical continuity.



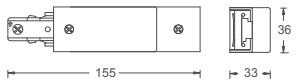

BX CONNECTOR

Model	Finish		Weight
	BK	WT	
JBXLE	•	•	0.15Kg

EXAMPLE JBXLE-BK-C

Live end connector for use with surface mounted BX or Romex. Will also provide an opening through the ceiling connection.



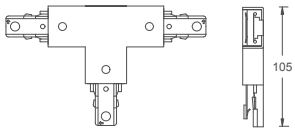

"T" CONNECTOR

Model	Finish		Weight
	BK	WT	
JT	•	•	0.14Kg

EXAMPLE JT-BK-C

Use to join three track sections to make a "T" configuration.



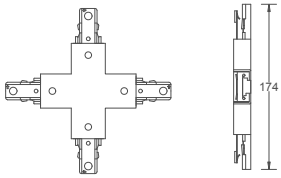

"X" CONNECTOR

Model	Finish		Weight
	BK	WT	
JX	•	•	0.18Kg

EXAMPLE JX-WT-C

Used to join four track sections to make an "X" configuration.



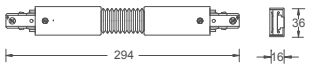

FLEXIBLE TRACK CONNECTOR

Model	Finish		Weight
	BK	WT	
JFLX	•	•	0.16Kg

EXAMPLE JFLX-WT-C

Connects two track sections at variable angles from 60° to 180°. Use as a transition from wall-to-wall, wall-to-ceiling, or ceiling-to-ceiling. Power feedable.



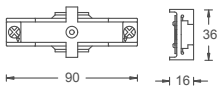

"I" DEAD END STRAIGHT LINE CONNECTOR

Model	Finish		Weight
	BK	WT	
JI-DEC	•	•	0.02Kg

EXAMPLE JI-DEC-BK-C

Straight line connector used to join two sections of track without electrical continuity.



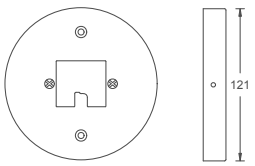

MONOPOINT CANOPY ADAPTER

Model	Finish		Weight
	BK	WT	
JMP	•	•	0.15Kg

EXAMPLE JMP-PT-C

Used to mount a single J system track fixture to an octagon box. When used with a low voltage track head the transformer box will protrude "off" of the face of the monopoint.
For the ME series which contains a 60w transformer in the canopy.

SURFACE MOUNT LUMINAIRES

SILO 101

SILO PRO 101
SILO FOCUS 107
SILO PRO WALL WASHER 111

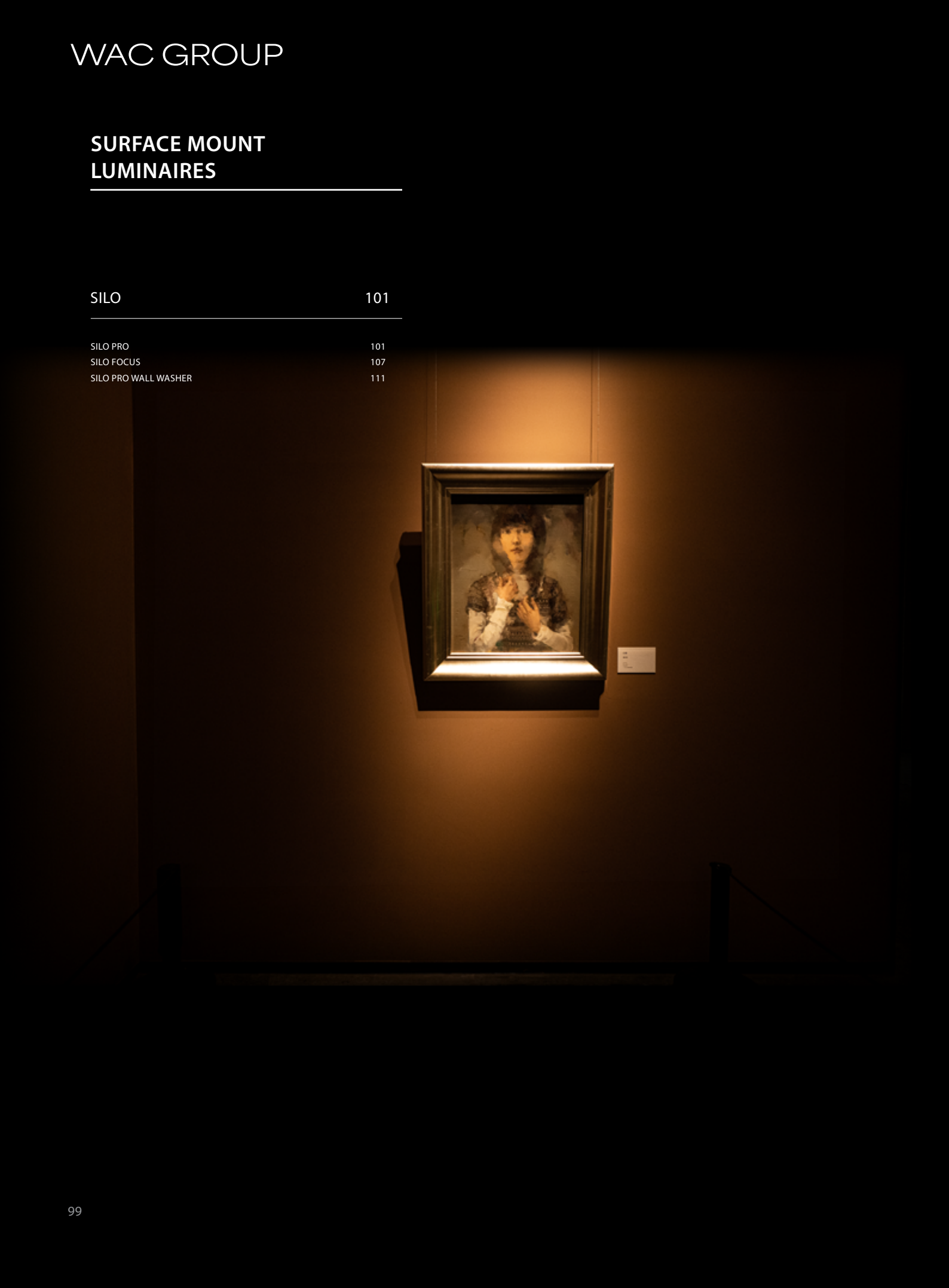



Guangzhou Museum of Art
Guangzhou, Guangdong Province

SILO PRO



Body Material	*Die-cast aluminum*
Optical System	*Clear lens included+Reflector*
Finish	*Environmentally safe powder coat*
Adjustable Angle	*0°-355° horizontal rotation and 0°-90° vertical aiming tilt*
Accessories/Brackets	*Various optical accessories available, up to 3 pieces, one piece allowed per Class*

LED Options

	ME15H	ME16H	ME17H
LED Type	*COB*	*COB*	*COB*
CRI	*90*	*90*	*90*
LED Color Consistency	*3 SDCM*	*3 SDCM*	*3 SDCM*
LED Color	*2700K/3000K/4000K/5000K*	*2700K/3000K/4000K/5000K*	*2700K/3000K/4000K/5000K*
LED Lifetime	*>50,000h-L70 / B10-Ta25℃ (LM-80/TM-21)*	*>50,000h-L70 / B10-Ta25℃ (LM-80/TM-21)*	*>50,000h-L70 / B10-Ta25℃ (LM-80/TM-21)*

Product Data

	ME15H	ME16H	ME17H
LED Power	*6W/12W*	*18W/26W*	*34W*
LED Lumen Output(3000K)	*800lm/1330lm*	*2120lm/2830lm*	*3530lm*
Finish Color	*White/Black*	*White/Black*	*White/Black*
Net Weight	*0.5Kg*	*1.0Kg*	*1.4Kg*

Product Light Peformance(System CBCP @3000K)

Model		Beam 13°	24°	36°	55°
ME15H	**LM06**	*5986cd*	*4564cd*	*1321cd*	*476cd*
	LM12	*9466cd*	*7216cd*	*2089cd*	*753cd*
ME16H	**LM18**	*17728cd*	*9782cd*	*4945cd*	*1778cd*
	LM26	*23504cd*	*12969cd*	*6557cd*	*2357cd*
ME17H	**LM34**	*33432cd*	*13443cd*	*6154cd*	*3104cd*

Model Number

Drawing	Model	LED Power	Dimming	Beam	CRI	CCT	Finish
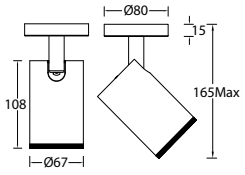	**ME15H**	**LM06** *COB 6W* **LM12** *COB 12W*	**O** *On-board* **A** *DALI* **D** *0-10V Dimming* **E** *ON-OFF*	**1** *13°* **2** *24°* **3** *36°* **5** *55°*	**9** *90*	**27** *2700K* **30** *3000K* **40** *4000K* **50** *5000K*	**WT** *White* **BK** *Black*

Example:ME15HLM12-O-2930WT

Drawing	Model	LED Power	Dimming	Beam	CRI	CCT	Finish
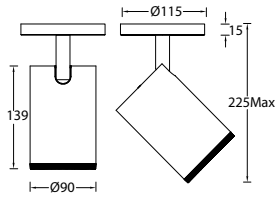	**ME16H**	**LM18** *COB 18W* **LM26** *COB 26W*	**O** *On-board* **A** *DALI* **D** *0-10V Dimming* **E** *ON-OFF*	**1** *13°* **2** *24°* **3** *36°* **5** *55°*	**9** *90*	**27** *2700K* **30** *3000K* **40** *4000K* **50** *5000K*	**WT** *White* **BK** *Black*

Example: ME16HLM18-O-2930WT

Drawing	Model	LED Power	Dimming	Beam	CRI	CCT	Finish
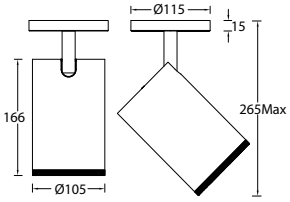	**ME17H**	**LM34** *COB 34W*	**O** *On-board* **A** *DALI* **D** *0-10V Dimming* **E** *ON-OFF*	**1** *13°* **2** *24°* **3** *36°* **5** *55°*	**9** *90*	**27** *2700K* **30** *3000K* **40** *4000K* **50** *5000K*	**WT** *White* **BK** *Black*

Example: ME17HLM34-O-2930WT

Light Distribution

ME15H

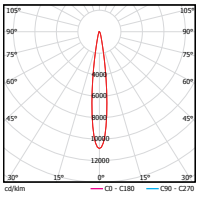

ME15HLM06-O-1930

0° Aiming Angle

D(M)	LUX	W	L
1	5986	0.25	0.25
2	1497	0.50	0.50
3	665	0.75	0.75
4	374	1.00	1.00

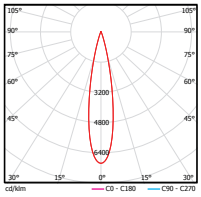

ME15HLM06-O-2930

0° Aiming Angle

D(M)	LUX	W	L
1	4564	0.36	0.36
2	1141	0.72	0.72
3	507	1.08	1.08
4	285	1.44	1.44

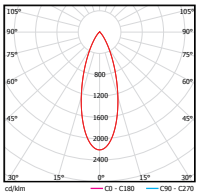

ME15HLM06-O-3930

0° Aiming Angle

D(M)	LUX	W	L
1	1321	0.63	0.63
2	330	1.26	1.26
3	147	1.89	1.89
4	83	2.52	2.52

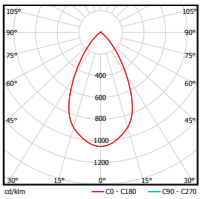

ME15HLM06-O-5930

0° Aiming Angle

D(M)	LUX	W	L
1	476	1.10	1.10
2	119	2.20	2.20
3	53	3.30	3.30
4	30	4.40	4.40

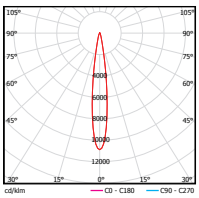

ME15HLM12-O-1930

0° Aiming Angle

D(M)	LUX	W	L
1	9466	0.25	0.25
2	2367	0.50	0.50
3	1052	0.75	0.75
4	592	1.00	1.00

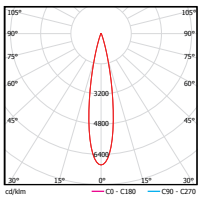

ME15HLM12-O-2930

0° Aiming Angle

D(M)	LUX	W	L
1	7216	0.36	0.36
2	1804	0.72	0.72
3	802	1.08	1.08
4	451	1.44	1.44

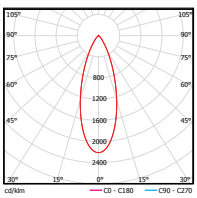

ME15HLM12-O-3930

0° Aiming Angle

D(M)	LUX	W	L
1	2089	0.63	0.63
2	522	1.26	1.26
3	232	1.89	1.89
4	131	2.52	2.52

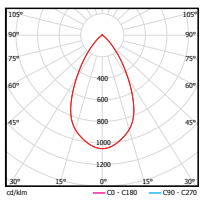

ME15HLM12-O-5930

0° Aiming Angle

D(M)	LUX	W	L
1	753	1.10	1.10
2	188	2.20	2.20
3	84	3.30	3.30
4	47	4.40	4.40

Light Distribution

ME16H

ME16HLM18-O-1930

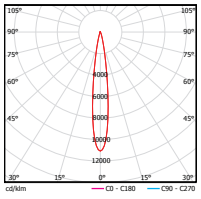

0° Aiming Angle

D(M)	LUX	W	L
1	17728	0.25	0.25
2	4432	0.50	0.50
3	1970	0.75	0.75
4	1108	1.00	1.00

ME16HLM18-O-2930

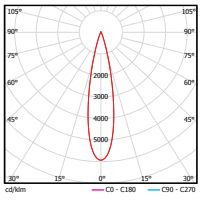

0° Aiming Angle

D(M)	LUX	W	L
1	9782	0.39	0.39
2	2446	0.78	0.78
3	1087	1.17	1.17
4	611	1.56	1.56

ME16HLM18-O-3930

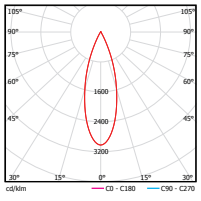

0° Aiming Angle

D(M)	LUX	W	L
1	4945	0.57	0.57
2	1236	1.14	1.14
3	549	1.71	1.71
4	309	2.28	2.28

ME16HLM18-O-5930

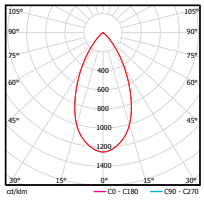

0° Aiming Angle

D(M)	LUX	W	L
1	1777	0.98	0.98
2	444	1.96	1.96
3	197	2.94	2.94
4	111	3.92	3.92

ME16HLM26-O-1930

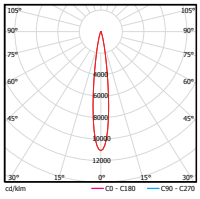

0° Aiming Angle

D(M)	LUX	W	L
1	23504	0.25	0.25
2	5876	0.50	0.50
3	2612	0.75	0.75
4	1469	1.00	1.00

ME16HLM26-O-2930

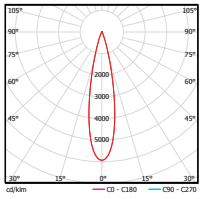

0° Aiming Angle

D(M)	LUX	W	L
1	12969	0.39	0.39
2	3242	0.78	0.78
3	1441	1.17	1.17
4	811	1.56	1.56

ME16HLM26-O-3930

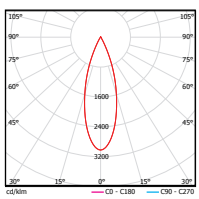

0° Aiming Angle

D(M)	LUX	W	L
1	6557	0.57	0.57
2	1639	1.14	1.14
3	729	1.71	1.71
4	410	2.28	2.28

ME16HLM26-O-5930

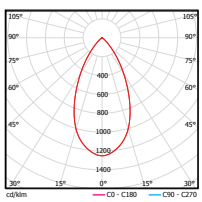

0° Aiming Angle

D(M)	LUX	W	L
1	2357	0.98	0.98
2	589	1.96	1.96
3	262	2.94	2.94
4	147	3.92	3.92

Light Distribution

ME17H

ME17HLM34-O-1930

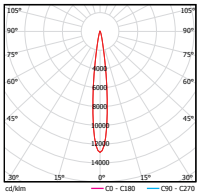

0° Aiming Angle

D(M)	LUX	W	L
1	33432	0.23	0.23
2	8358	0.46	0.46
3	3715	0.69	0.69
4	2090	0.92	0.92

ME17HLM34-O-2930

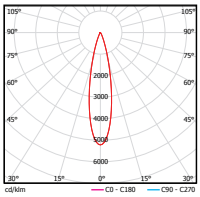

0° Aiming Angle

D(M)	LUX	W	L
1	13443	0.39	0.39
2	3361	0.78	0.78
3	1494	1.17	1.17
4	840	1.56	1.56

ME7HLM34-O-3930

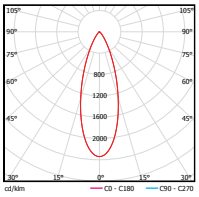

0° Aiming Angle

D(M)	LUX	W	L
1	6154	0.61	0.61
2	1539	1.22	1.22
3	684	1.83	1.83
4	385	2.44	2.44

ME17HLM34-O-5930

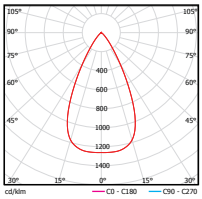

0° Aiming Angle

D(M)	LUX	W	L
1	3104	1.00	1.00
2	776	2.00	2.00
3	345	3.00	3.00
4	194	4.00	4.00

Accessories

Lenses/Filters

Model	Slight Beam Spread (CLASS I) 	Strong Beam Spread (CLASS I)	Beam Elongator Lens (CLASS I) 	Wall Washer Lens (CLASS I) 
ME15H	LENS-TL15H-MIX	LENS-TL15H-FIX	LENS-TL15H-WOF	LENS-TL15H-WW
ME16H	LENS-TL16H-MIX	LENS-TL16H-FIX	LENS-TL16H-WOF	LENS-TL16H-WW
ME17H	LENS-TL17H-MIX	LENS-TL17H-FIX	LENS-TL17H-WOF	LENS-TL17H-WW

Optical Accessories

Model	Honeycomb (CLASS II) 	Barn Door (CLASS III) 	Snoot (CLASSIII) 
ME15H	LENS-16-HCM	TL-21-BD-SW	LENS-TL15H-Snoot-B LENS-TL15H-Snoot-W
ME16H	LENS-73-HCM	LENS-73-BD	LENS-TL16H-Snoot-B LENS-TL16H-Snoot-W
ME17H	LENS-25-HCL	TL-22-BD-SW	LENS-TL17H-Snoot-B LENS-TL17H-Snoot-W

Note: 1. Up to 3 Accessories, only one piece allowed for each CLASS
2. All must be ordered separately.

SILO FOCUS



Body Material	*Die-cast aluminum*
Optical System	*Clear lens included+Reflector*
Finish	*Environmentally safe powder coat*
Adjustable Angle	*0°-355° horizontal rotation and 0°-90° vertical aiming tilt*
Accessories/Brackets	*Various optical accessories available, up to 3 pieces, one piece allowed per Class*

LED Options

	ME15F	ME16F	ME17F
LED Type	*COB*	*COB*	*COB*
CRI	*90*	*90*	*90*
LED Color Consistency	*3 SDCM*	*3 SDCM*	*3 SDCM*
LED Color	*2700K/3000K/4000K/5000K*	*2700K/3000K/4000K/5000K*	*2700K/3000K/4000K/5000K*
LED Lifetime	*>50,000h-L70 / B10-Ta25℃ (LM-80/TM-21)*	*>50,000h-L70 / B10-Ta25℃ (LM-80/TM-21)*	*>50,000h-L70 / B10-Ta25℃ (LM-80/TM-21)*

Product Data

	ME15F	ME16F	ME17F
LED Power	*6W/12W*	*18W/26W*	*34W*
LED Lumen Output(3000K)	*670lm/1200lm*	*1700lm/2500lm*	*3530lm*
Finish Color	*White/Black*	*White/Black*	*White/Black*
Net Weight	*0.5Kg*	*1.0Kg*	*1.4Kg*

Product Light Peformance(System CBCP @3000K)

Model \ Beam		12°-50°
ME15H	**LM06**	*MIN 424cd-MAX 2395cd*
	LM12	*MIN 616cd-MAX 3187cd*
ME16H	**LM18**	*MIN 689cd-MAX 4670cd*
	LM26	*MIN 952cd-MAX 5859cd*
ME17H	**LM34**	*MIN 1205cd-MAX 6780cd*

Model Number

Drawing	Model	LED Power	Dimming	Beam	CRI	CCT	Finish
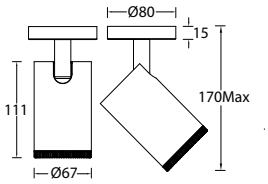	**ME15F**	**LM06** *COB 6W* **LM12** *COB 12W*	**O** *On-board* **A** *DALI* **D** *0-10V Dimming* **E** *ON-OFF*	**F** *12°-50°*	**9** *90*	**27** *2700K* **30** *3000K* **40** *4000K* **50** *5000K*	**WT** *White* **BK** *Black*

Example:ME15FLM12-O-F930WT

Drawing	Model	LED Power	Dimming	Beam	CRI	CCT	Finish
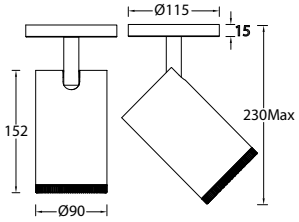	**ME16F**	**LM18** *COB 18W* **LM26** *COB 26W*	**O** *On-board* **A** *DALI* **D** *0-10V Dimming* **E** *ON-OFF*	**F** *12°-50°*	**9** *90*	**27** *2700K* **30** *3000K* **40** *4000K* **50** *5000K*	**WT** *White* **BK** *Black*

Example: ME16FLM18-O-F930WT

Drawing	Model	LED Power	Dimming	Beam	CRI	CCT	Finish
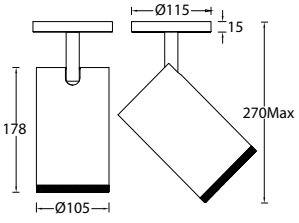	**ME17F**	**LM34** *COB 34W*	**O** *On-board* **A** *DALI* **D** *0-10V Dimming* **E** *ON-OFF*	**F** *12°-50°*	**9** *90*	**27** *2700K* **30** *3000K* **40** *4000K* **50** *5000K*	**WT** *White* **BK** *Black*

Example: ME17FLM34-O-F930WT

Light Distribution

ME15F

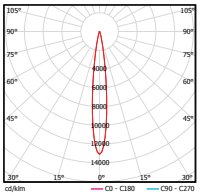

ME15FLM06-O-F930(MIN)

0° Aiming Angle

D(M)	LUX	W	L
1	2395	0.23	0.23
2	599	0.46	0.46
3	266	0.69	0.69
4	150	0.92	0.92

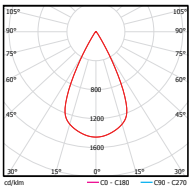

ME15FLM06-O-F930(MAX)

0° Aiming Angle

D(M)	LUX	W	L
1	424	0.99	0.99
2	106	1.98	1.98
3	47	2.97	2.97
4	27	3.96	3.96

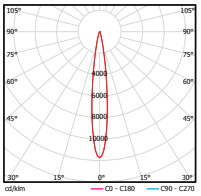

ME15FLM12-O-F930(MIN)

0° Aiming Angle

D(M)	LUX	W	L
1	3187	0.24	0.24
2	797	0.48	0.48
3	354	0.72	0.72
4	199	0.96	0.96

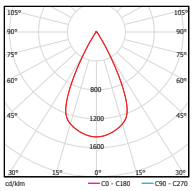

ME15FLM12-O-F930(MAX)

0° Aiming Angle

D(M)	LUX	W	L
1	616	1.0	1.0
2	154	2.0	2.0
3	68	3.0	3.0
4	39	4.0	4.0

ME16F

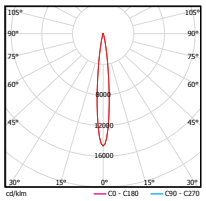

ME16FLM18-O-F930(MIN)

0° Aiming Angle

D(M)	LUX	W	L
1	4670	0.21	0.21
2	1168	0.42	0.42
3	519	0.63	0.63
4	292	0.84	0.84

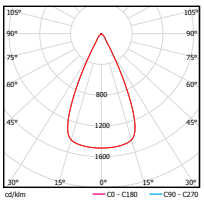

ME16FLM18-O-F930(MAX)

0° Aiming Angle

D(M)	LUX	W	L
1	689	0.93	0.93
2	172	1.86	1.86
3	77	2.79	2.79
4	43	3.72	3.72

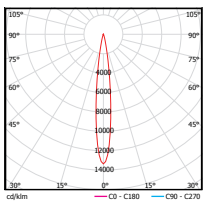

ME16FLM26-O-F930(MIN)

0° Aiming Angle

D(M)	LUX	W	L
1	5859	0.22	0.22
2	1465	0.44	0.44
3	651	0.66	0.66
4	366	0.88	0.88

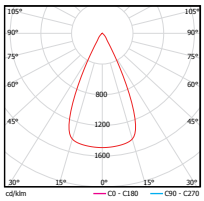

ME16FLM26-O-F930(MAX)

0° Aiming Angle

D(M)	LUX	W	L
1	952	0.93	0.93
2	238	1.86	1.86
3	106	2.79	2.79
4	60	3.72	3.72

ME17F

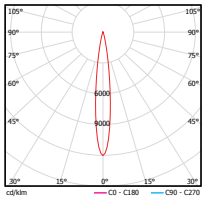

ME17FLM34-O-F930(MIN)

0° Aiming Angle

D(M)	LUX	W	L
1	6780	0.23	0.23
2	1695	0.46	0.46
3	753	0.69	0.69
4	424	0.92	0.92

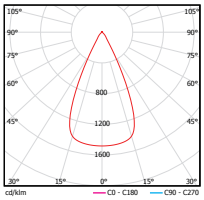

ME17FLM34-O-F930(MAX)

0° Aiming Angle

D(M)	LUX	W	L
1	1205	0.93	0.93
2	301	1.86	1.86
3	134	2.79	2.79
4	75	3.72	3.72

Accessories

Lenses/Filters

Model	Beam Elongator (CLASS I)	Soft Beam Lens (CLASS I)	Frosted Glass (CLASS I)	Honeycomb (CLASS I)
				
ME15F	LENS-16-BEL-C	LENS-16-BSL-SW	LENS-16-FR	LENS-16-HCL
ME16F	LENS-73-BEL-C	LENS-73-BSL	LENS-73-FR	LENS-73-HCL-C
ME17F	LENS-73-BEL-C	LENS-73-BSL	LENS-73-FR	LENS-73-HCL-C

Optical Accessories

Model	Snoot (CLASS II)	Honeycomb (CLASS II)	Barn Door (CLASS III)
			
ME15F	LENS-15-Snoot	/	TL-21-BD-SW
ME16F	LENS-20-Snoot	LENS-20-HCL	LENS-73-BD
ME17F	LENS-20-Snoot	LENS-20-HCL	TL-22-BD-SW

Note: 1. Up to 3 Accessories, only one piece allowed for each CLASS.
2. All must be ordered separately.

SILO PRO WALL WASHER

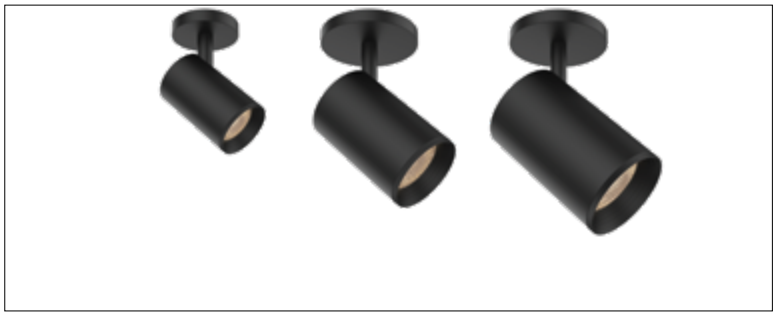

Body Material	*Die-cast aluminum*
Optical System	*Clear lens included+Reflector*
Finish	*Environmentally safe powder coat*
Adjustable Angle	*0°-355° horizontal rotation and 0°-90° vertical aiming tilt*
Accessories/Brackets	*Various optical accessories available, up to 3 pieces, one piece allowed per Class*

LED Options

	ME15W	ME16W	ME17W
LED Type	*COB*	*COB*	*COB*
CRI	*90*	*90*	*90*
LED Color Consistency	*3 SDCM*	*3 SDCM*	*3 SDCM*
LED Color	*2700K/3000K/4000K/5000K*	*2700K/3000K/4000K/5000K*	*2700K/3000K/4000K/5000K*
LED Lifetime	*>50,000h-L70 / B10-Ta25℃ (LM-80/TM-21)*	*>50,000h-L70 / B10-Ta25℃ (LM-80/TM-21)*	*>50,000h-L70 / B10-Ta25℃ (LM-80/TM-21)*

Product Data

	ME15W	ME16W	ME17W
LED Power	*6W/12W*	*18W/26W*	*34W*
LED Lumen Output(3000K)	*800lm/1330lm*	*2120lm/2830lm*	*3530lm*
Finish Color	*White/Black*	*White/Black*	*White/Black*
Net Weight	*0.5Kg*	*1.0Kg*	*1.4Kg*

Product Light Peformance(System Lumens @3000K)

Model	Beam	Wall Washer
ME15W	**LM06**	*519lm*
	LM12	*822lm*
ME16W	**LM18**	*1555lm*
	LM26	*2061lm*
ME17W	**LM34**	*2464lm*

Model Number

Drawing	Model	LED Power	Dimming	Beam	CRI	CCT	Finish
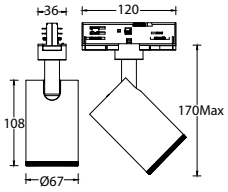	**ME15W**	**LM06** *COB 6W* **LM12** *COB 12W*	**O** *On-board* **A** *DALI* **D** *0-10V Dimming* **E** *ON-OFF*	**W** *Wall Washer*	**9** *90*	**27** *2700K* **30** *3000K* **40** *4000K* **50** *5000K*	**WT** *White* **BK** *Black*

Example: ME15WLM12-O-W930WT

Drawing	Model	LED Power	Dimming	Beam	CRI	CCT	Finish
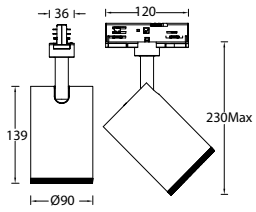	**ME16W**	**LM18** *COB 18W* **LM26** *COB 26W*	**O** *On-board* **A** *DALI* **D** *0-10V Dimming* **E** *ON-OFF*	**W** *Wall Washer*	**9** *90*	**27** *2700K* **30** *3000K* **40** *4000K* **50** *5000K*	**WT** *White* **BK** *Black*

Example: ME16WLM18-O-W930WT

Drawing	Model	LED Power	Dimming	Beam	CRI	CCT	Finish
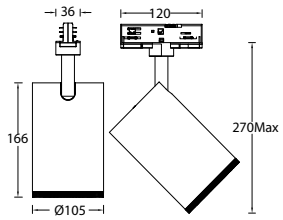	**ME17W**	**LM34** *COB 34W*	**O** *On-board* **A** *DALI* **D** *0-10V Dimming* **E** *ON-OFF*	**W** *Wall Washer*	**9** *90*	**27** *2700K* **30** *3000K* **40** *4000K* **50** *5000K*	**WT** *White* **BK** *Black*

Example: ME17WLM34-O-W930WT

Light Distribution

ME15WLM12-O-W930WT

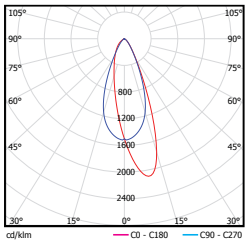

Specifications:
Number of luminaires: n > 5
Wall height (m): 3.0
Angle of tilt: 25°
Offset from wall (m): 1.0
Luminaire spacing (m): 1.2

H (m)	Surface illumination (lux)				
	below the luminaire	between the luminaire	below the luminaire	between the luminaire	below the luminaire
2.70	93	90	93	89	93
2.30	149	167	149	167	148
1.90	162	191	162	191	162
1.50	159	180	159	180	158
1.10	142	156	143	156	142
0.70	117	126	118	126	117
0.30	96	101	97	101	96

ME16WLM26-O-W930WT

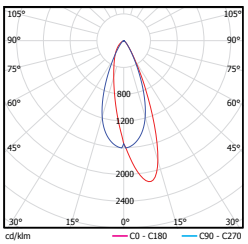

Specifications:
Number of luminaires: n > 5
Wall height (m): 3.6
Angle of tilt: 25°
Offset from wall (m): 1.2
Luminaire spacing (m): 1.5

H (m)	Surface illumination (lux)				
	below the luminaire	between the luminaire	below the luminaire	between the luminaire	below the luminaire
3.40	81	78	83	79	82
3.00	199	195	199	194	199
2.60	243	278	244	278	243
2.20	255	301	256	301	255
1.80	256	289	256	289	255
1.40	237	266	239	266	237
1.00	210	234	212	234	210
0.60	180	198	181	198	180
0.20	155	163	157	164	155

ME17WLM34-O-W930WT

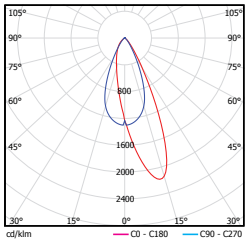

Specifications:
Number of luminaires: n > 5
Wall height (m): 4.8
Angle of tilt: 25°
Offset from wall (m): 1.5
Luminaire spacing (m): 1.8

H (m)	Surface illumination (lux)				
	below the luminaire	between the luminaire	below the luminaire	between the luminaire	below the luminaire
4.50	43	49	43	49	42
3.90	101	118	101	118	100
3.30	127	160	128	160	127
2.70	138	168	139	168	138
2.10	141	161	142	161	141
1.50	135	147	136	147	134
0.90	123	131	125	131	123
0.30	108	113	109	113	107

Accessories

Optical Accessories

Model	Barn Door 
ME15W	TL-21-BD-SW
ME16W	LENS-73-BD
ME17W	TL-22-BD-SW

Note: All must be ordered separately.

SHOWCASE LUMINAIRES

ZIGGY ART TRACK SYSTEM 117

ZIGGY 119
ZIGGY LINEAR 123
ZIGGY PROJECTOR 125
ZIGGY ART TRACK 127
ZIGGY WIRELESS 129

OCULARC MINI TRACK SYSTEM 131

OCULARC 133
OCULARC FOCUS 135
OCULARC PROJECTOR 139
OCULARC WALL WASHER 141
MINI TRACK SYSTEM 144
OCULARC CEILING MOUNTED 145
OCULARC FOCUS CEILING MOUNTED 147
OCULARC WALL WASHER CEILING MOUNTED 151
OCULARC FOCUS VERTICALLY MOUNTED 155

LEDME® SHOWCASE LUMINAIRES 157

LEDME® II SHOWCASE LUMINAIRES 159
LEDME® WALL WASHER 165
LEDME® BAR 169
LEDME® AIR 171
LEDME® SHOWCASE LUMINAIRES SURFACE 173

MTB DRIVER 175





Shanxi Museum
Taiyuan, Shanxi Province



ZIGGY ART TRACK SYSTEM

The WAC Architectural ZIGGY 2-wire track system features 24V track luminaires for illuminating artwork. Mobile and compact, the fixtures use WAC's innovative SUBROSA® technology at a 30-degree angle for the ultimate anti-glare effect. The beam angle can be infinitely adjusted to meet the needs of different applications, and is widely used in museums and art galleries.



ZIGGY



Body Material	*Aluminum alloy*
Optical System	*Clear lens included + SUBROSA® optical system*
Finish	*Painted*
Adjustable Angle	*0°-365° horizontal rotation and 0°-90° vertical aiming tilt*
Accessories/Brackets	*MINi track available*

LED Options

	SL11S	SL12S	SL13S
LED Type	*High Power LED*	*High Power LED*	*High Power LED*
CRI	*90/97(Ra≥95)*	*90/97(Ra≥95)*	*90/97(Ra≥95)*
LED Color Consistency	*3 SDCM*	*3 SDCM*	*3 SDCM*
LED Color	*3000K/4000K*	*3000K/4000K*	*3000K/4000K*
LED Lifetime	*>50,000h-L70 / B10-Ta25℃ (LM-80/TM-21)*	*>50,000h-L70 / B10-Ta25℃ (LM-80/TM-21)*	*>50,000h-L70 / B10-Ta25℃ (LM-80/TM-21)*

Product Data

	SL11S	SL12S	SL13S
LED Power	*1.5W*	*3W*	*5W*
LED Lumen Output(3000K)	*160lm*	*320lm*	*520lm*
Finish Color	*Black*	*Black*	*Black*
Net Weight	*0.02Kg*	*0.04Kg*	*0.07Kg*

Product Light Peformance(System CBCP @3000K)

Model / Beam		15°	24°	36°	60°	10°-40°	Wall Washer
SL11S	**LD01**	*552cd*	*409cd*	*228cd*	*160cd*	*MIN124cd-MAX 569cd*	*212cd*
SL12S	**LD03**	*2131cd*	*701cd*	*704cd*	*351cd*	*MIN 280cd-MAX 2281cd*	*701cd*
SL13S	**LD05**	*1095cd*	*882cd*	*610cd*	*351cd*	*MIN 590cd-MAX 2413cd*	*580cd*

Model Number

Drawing	Model	LED Power	Dimming	Beam	CRI	CCT	Finish
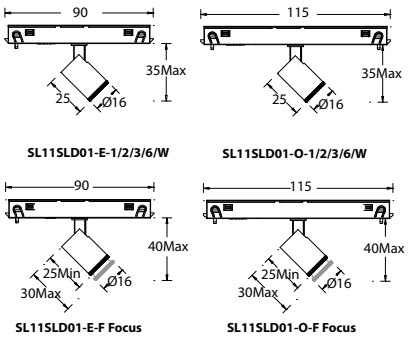 SL11SLD01-E-1/2/3/6/W SL11SLD01-O-1/2/3/6/W SL11SLD01-E-F Focus SL11SLD01-O-F Focus	**SL11S**	**LD01** *LED 1.5W*	**E** *Sys. Dimming** **O** *On-board&Sys. dimming*	**1** *15°* **2** *24°* **3** *36°* **6** *60°* **F** *10°-40°* **W** *Wall Washer*	**9** *90* **A** *97(Ra≥95)*	**30** *3000K* **40** *4000K*	**BK** *Black*

Example: SL11SLD01-E-F930BK
***Ziggy series support system dimming and require matching with external constant-voltage dimmable driver (Dimming method depends on the driver)**

Drawing	Model	LED Power	Dimming	Beam	CRI	CCT	Finish
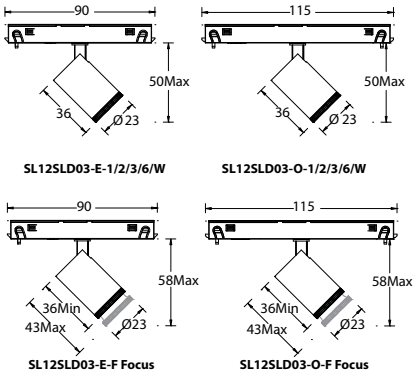 SL12SLD03-E-1/2/3/6/W SL12SLD03-O-1/2/3/6/W SL12SLD03-E-F Focus SL12SLD03-O-F Focus	**SL12S**	**LD03** *LED 3W*	**E** *Sys. Dimming** **O** *On-board&Sys. dimming*	**1** *15°* **2** *24°* **3** *36°* **6** *60°* **F** *10°-40°* **W** *Wall Washer*	**9** *90* **A** *97(Ra≥95)*	**30** *3000K* **40** *4000K*	**BK** *Black*

Example: SL12SLD03-E-F930BK
***Ziggy series support system dimming and require matching with external constant voltage dimmable driver (Dimming method depends on the driver)**

Drawing	Model	LED Power	Dimming	Beam	CRI	CCT	Finish
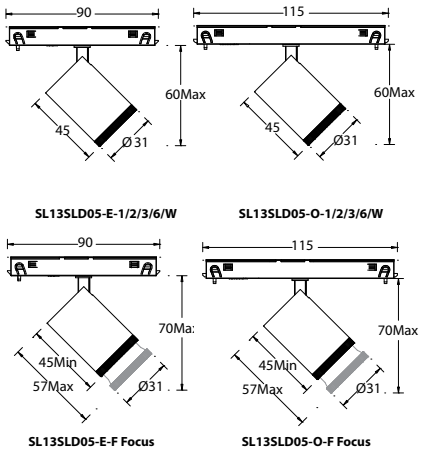 SL13SLD05-E-1/2/3/6/W SL13SLD05-O-1/2/3/6/W SL13SLD05-E-F Focus SL13SLD05-O-F Focus	**SL13S**	**LD03** *LED 3W* **LD05** *LED 5W*	**E** *Sys. Dimming** **O** *On-board&Sys. dimming*	**S** *6°* **1** *15°* **2** *24°* **3** *36°* **6** *60°* **F** *10°-40°* **W** *Wall Washer*	**9** *90* **A** *97(Ra≥95)*	**30** *3000K* **40** *4000K*	**BK** *Black*

Example: SL13SLD05-E-F930BK
***Ziggy series support system dimming and require matching with external constant-voltage dimmable driver (Dimming method depends on the driver)**

Light Distribution

SL11S

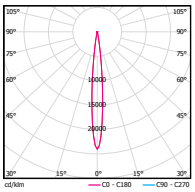

SL11SLD01-E-F930 (MIN)

0° Aiming Angle

D(M)	LUX	W	L
1	569	0.054	0.054
2	142	0.108	0.108
3	63	0.216	0.216
4	36	0.432	0.432

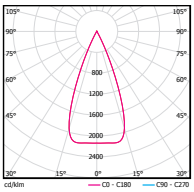

SL11SLD01-E-F930(MAX)

0° Aiming Angle

D(M)	LUX	W	L
1	124	0.234	0.234
2	31	0.468	0.468
3	14	0.936	0.936
4	8	1.872	1.872

SL12S

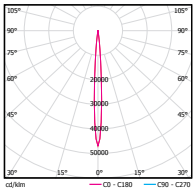

SL12SLD03-E-F930 (MIN)

0° Aiming Angle

D(M)	LUX	W	L
1	2281	0.036	0.036
2	570	0.072	0.072
3	253	0.144	0.144
4	143	0.288	0.288

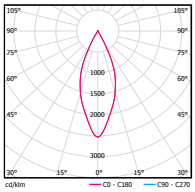

SL12SLD03-E-F930 (MAX)

0° Aiming Angle

D(M)	LUX	W	L
1	280	0.21	0.21
2	70	0.42	0.42
3	31	0.84	0.84
4	18	1.68	1.68

SL13S

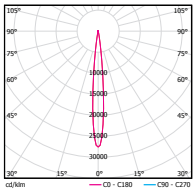

SL13SLD05-E-F930 (MIN)

0° Aiming Angle

D(M)	LUX	W	L
1	2417	0.054	0.054
2	604	0.108	0.108
3	269	0.216	0.216
4	151	0.432	0.432

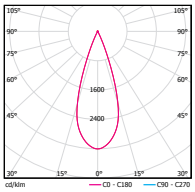

SL13SLD05-E-F930 (MAX)

0° Aiming Angle

D(M)	LUX	W	L
1	590	0.192	0.192
2	148	0.384	0.384
3	66	0.768	0.768
4	37	1.536	1.536

Wiring Schematic Diagram

Low-voltage luminaries can support circuit centralized system driver. The wiring schematic is shown below (the dimming method is determined by the constant voltage appliance). It is required to do the dimming matching test in advance.

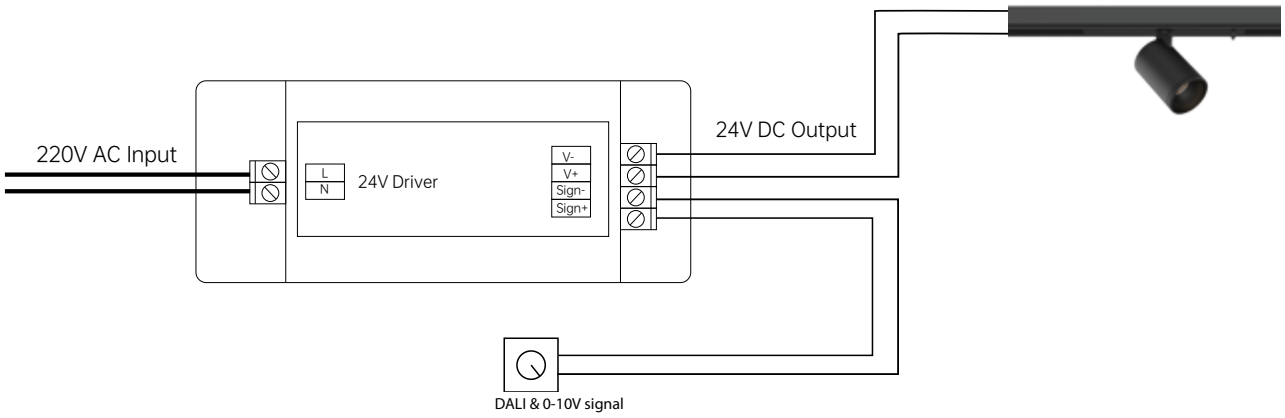

ZIGGY LINEAR



Body Material	*Aluminum alloy*
Optical System	*Clear lens included*
Finish	*Painted*
Adjustable Angle	*Non-adjustable angle*
Accessories/Brackets	*MINi track available*

LED Options

	SL18S
LED Type	*SMD*
CRI	*90/97(Ra≥95)*
LED Color Consistency	*3 SDCM*
LED Color	*3000K/4000K*
LED Lifetime	*>50,000h-L70 / B10- Ta25℃ (LM-80/TM-21)*

Product Data

	SL18S
LED Power	*3W/7W*
LED Lumen Output(3000K)	*360lm/760lm*
Finish Color	*Black*
Net Weight	*0.1Kg*

Product Light Peformance(System CBCP @3000K)

Model	Beam	40°
SL18S	**LD03**	*600cd*
	LD07	*1288cd*

Model Number

Drawing	Model	LED Power	Dimming	Beam	CRI	CCT	Finish
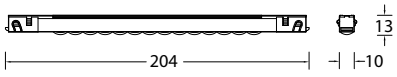	**SL18S**	**LD03** *LED 3W* **LD07** *LED 7W*	**E** *Sys. Dimming**	**4** *40°*	**9** *90* **A** *97(Ra≥95)*	**30** *3000K* **40** *4000K*	**BK** *Black*

Example: SL18SLD03-E-4930BK
***Ziggy series support system dimming and require matching with external constant-voltage dimmable driver (Dimming method depends on the driver)**

Light Distribution

SL18S

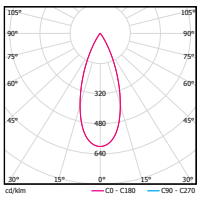

SL18SLD03-E-4930BK

0° Aiming Angle

D(M)	LUX	W	L
1	600	0.7	0.7
2	150	1.5	1.5
3	67	2.2	2.2
4	38	2.9	2.9

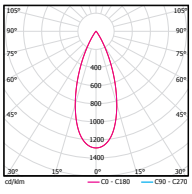

SL18SLD07-E-4930BK

0° Aiming Angle

D(M)	LUX	W	L
1	1288	0.7	0.7
2	322	1.5	1.5
3	143	2.2	2.2
4	81	2.9	2.9

Wiring Schematic Diagram

Low-voltage luminaries can support circuit centralized system driver. The wiring schematic is shown below (the dimming method is determined by the constant voltage appliance). It is required to do the dimming matching test in advance.

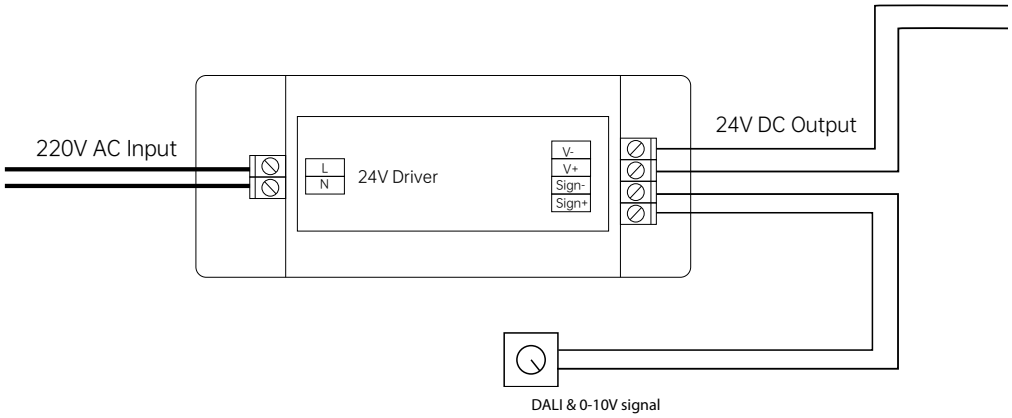

ZIGGY PROJECTOR



Body Material	*Aluminum alloy*
Optical System	*Multiple combination lens system with attached four-blade cutter*
Finish	*Painted*
Adjustable Angle	*0°-365° horizontal rotation and 0°-90° vertical aiming tilt*
Accessories/Brackets	*MINi track available*

LED Options

	SL11F
LED Type	*High Power LED*
CRI	*90/97(Ra≥95)*
LED Color Consistency	*3 SDCM*
LED Color	*3000K/4000K*
LED Lifetime	*>50,000h-L70 / B10- Ta25℃ (LM-80/TM-21)*

Product Data

	SL11F
LED Power	*2W*
LED Lumen Output(3000K)	*200lm*
Finish Color	*Black*
Net Weight	*0.05Kg*

Product Light Peformance(System CBCP @3000K)

Model / Beam	Wide(55°)
SL11F LD02	*94cd*

Model Number

Drawing	Model	LED Power	Dimming	Beam	CRI	CCT	Finish
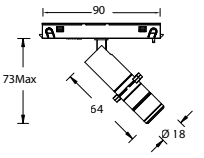 SL11FLD02-E-R Adjustable Focus 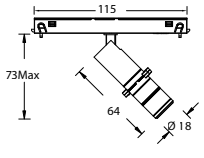 SL11FLD02-O-R Adjustable Focus 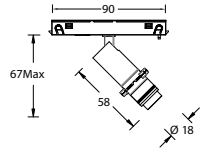 SL11FLD02-E-5 Wide-angle 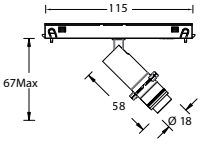 SL11FLD02-O-5 Wide-angle	**SL11F**	**LD02** *LED 2W*	**E** *Sys. Dimming** **O** *On-board&Sys. dimming*	**R** *Reinvent* **5** *Wide(55°)*	**9** *90* **A** *97(Ra≥95)*	**30** *3000K* **40** *4000K*	**BK** *Black*

Example: SL11FLD02-E-R930BK
***Ziggy series support system dimming and require matching with external constant-voltage dimmable driver (Dimming method depends on the driver)**

Wiring Schematic Diagram

Low-voltage luminaries can support circuit centralized system driver. The wiring schematic is shown below (the dimming method is determined by the constant voltage appliance). It is required to do the dimming matching test in advance.

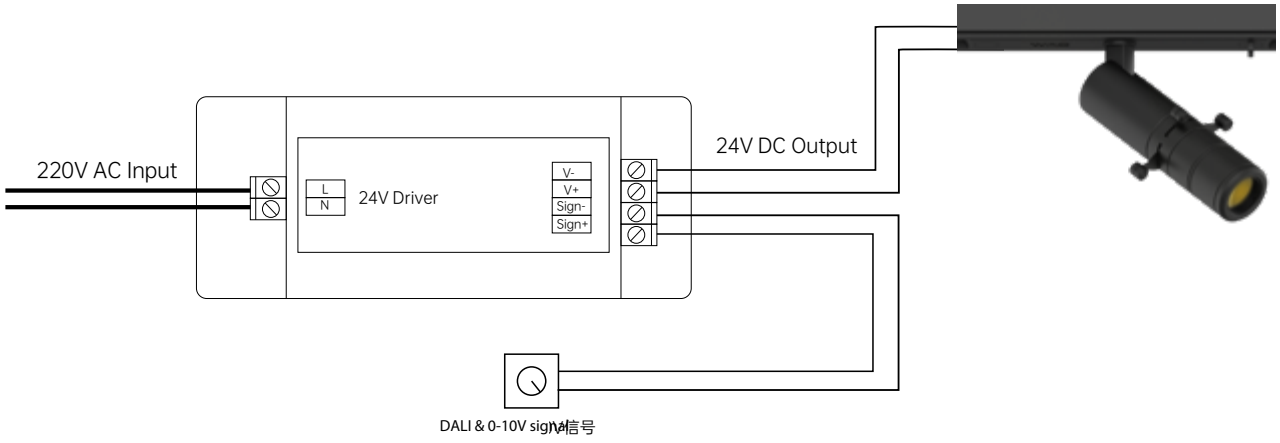

ZIGGY ART TRACK



MINI TRACK

Model	Length
SMT05M-BK-C	*0.5m*
SMT10M-BK-C	*1m*
SMT15M-BK-C	*1.5m*
SMT20M-BK-C	*2m*

Note: The low voltage rail is surface mounted and comes with two end caps.



STRAIGHT LINE POWER CONNECTOR

Model
SMIE-BK-C

With one piece 0.3m length wire



FLEXIBILITY CONNECTOR

Model
SMI-BK-C

Can be used for Type I or Type L corner, Wire length 0.03m



Poly MGM Museum
Macao

ZIGGY WIRELESS



Body Material	*The transmitter belt is made of metal coil and wrapped with belt (thickness 3.2mm); the fixture is made of pure aluminum alloy body + plastic receiver base*
Optical System	*Focusing Lens*
Finish	*Environmentally safe powder coat*
Adjustable Angle	*Vertical 0~90° adjustable*

LED Options

	ME19F
LED Type	*High Power LED*
CRI	*90/97(Ra≥95)*
LED Color Consistency	*3 SDCM*
LED Color	*3000K/4000K*
LED Lifetime	*>50,000h-L70 / B10- Ta25℃ (LM-80/TM-21)*

Product Data

	ME19F
LED Power	*1W*
LED Lumen Output(3000K)	*100lm*
Finish Color	*Black*
Net Weight	*0.05Kg*

Product Light Peformance(System CBCP @3000K)

Model \ Beam	10°-40°
ME19F LD01	*MIN 90cd-MAX340cd*

Model Number

Drawing	Model	LED Power	Dimming	Beam	CRI	CCT	Finish
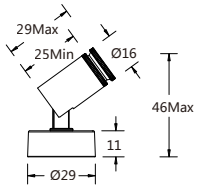	**ME19F**	**LD01** *LED 1W*	**E** *ON-OFF*	**F** *10°-40°*	**9** *90* **A** *97(Ra≥95)*	**30** *3000K* **40** *4000K*	**BK** *Black*

Example: ME19FLD01-E-F930BK

Drawing	Model	Length		Finish	
	**ME19F** *Wireless Power Supply*	**420** **840**	*420x53x3.2mm(LxWxH)* *840x53x3.2mm(LxWxH)*	**BK**	*Black*

Example: ME19F-420BK
Note: The fixture and wireless power supply all needs to be order separately. The cable length between fixture and power supply is 500mm and can be connected by quick connector(needs Ø16mm hole). The wireless power supply can not be bended or modified and no conductive object allowed within 50mm around, please consult WAC for details.



OCULARC MINI TRACK SYSTEM

As one of the most important types of exhibit displays in museums, showcases are increasingly used for highlighting smaller objets d'art and artifacts in recent years. To illuminate these spaces, WAC Architectural released the OCULARC series of SHOWCASE Lighting. These luminaires are engineered with continuous adjustable beam angles and powerful illumination capabilities from a diminutive body.





Xuzhou Museum
Xuzhou, Jiangsu Province

OCULARC

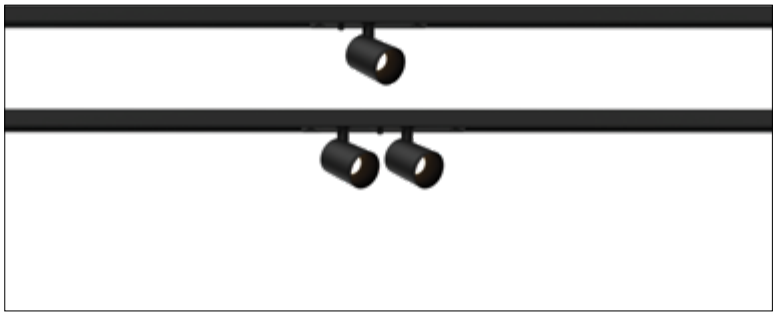

Body Material	*Aluminum alloy*
Optical System	*Clear lens included + SUBROSA® optical system*
Finish	*Baking paint*
Adjustable Angle	*0°-365° horizontal rotationand 0°-90° vertical aiming tilt*
Accessories/Brackets	*MINi track available*

LED Options

	SL48SLD10	SL48SLD20
LED Type	*High Power LED*	*High Power LED*
CRI	*90/97(Ra≥95)*	*90/97(Ra≥95)*
LED Color Consistency	*3 SDCM*	*3 SDCM*
LED Color	*3000K/4000K*	*3000K/4000K*
LED Lifetime	*>50,000h-L70 / B10-Ta25℃ (LM-80/TM-21)*	*>50,000h-L70 / B10-Ta25℃ (LM-80/TM-21)*

Product Data

	SL48SLD10	SL48SLD20
LED Power	*10W*	*2*10W*
LED Lumen Output(3000K)	*950lm*	*1900lm*
Finish Color	*Black*	*Black*
Net Weight	*0.2Kg*	*0.4Kg*

Product Light Peformance(System CBCP @3000K)

Model	Beam	15°	24°	36°	60°
SL48S	**LD10**	*3556cd*	*2018cd*	*953cd*	*418cd*
	LD20	*7112cd*	*4036cd*	*1906cd*	*836cd*

Model Number

Drawing	Model	LED Power	Dimming	Beam	CRI	CCT	Finish
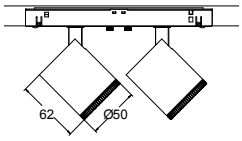	**SL48S**	**LD10** *LED 10W* **LD20** *LED 2x10W*	**E** *ON-OFF** **O** *On-board*	**1** *15°* **2** *24°* **3** *36°* **6** *60°*	**9** *90* **A** *97(Ra≥95)*	**30** *3000K* **40** *4000K*	**BK** *Black*

Example : SL48SLD10-O-2930BK
Note: Except for the 15 ° built-in Honeycomb, the rest do not include Honeycomb
"*"Dims beautifully with an external driver and/or control system.

Light Distribution

SL48S

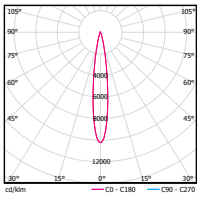

SL48SLD10-O-1930BK

0° Aiming Angle

D(M)	LUX	W	L
1	3556	0.26	0.26
2	889	0.52	0.52
3	395	0.78	0.78
4	222	1.04	1.04

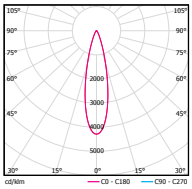

SL48SLD10-O-2930BK

0° Aiming Angle

D(M)	LUX	W	L
1	2018	0.43	0.43
2	505	0.86	0.86
3	224	1.29	1.29
4	126	1.72	1.72

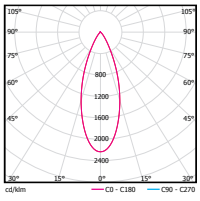

SL48SLD10-O-3930BK

0° Aiming Angle

D(M)	LUX	W	L
1	953	0.66	0.66
2	238	1.32	1.32
3	106	1.98	1.98
4	60	2.64	2.64

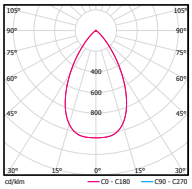

SL48SLD10-O-6930BK

0° Aiming Angle

D(M)	LUX	W	L
1	418	1.20	1.20
2	105	2.40	2.40
3	46	3.60	3.60
4	26	4.80	4.80

OCULARC FOCUS



Body Material	*Aluminum alloy*
Optical System	*Clear lens included + SUBROSA® optical system*
Finish	*Painted*
Adjustable Angle	*0°-365° horizontal rotation and 0°-90° vertical aiming tilt*
Accessories/Brackets	*MINi track available*

LED Options

	SL45F	SL46F	SL47F	SL48F
LED Type	*High Power LED*	*High Power LED*	*High Power LED*	*High Power LED*
CRI	*90/97(Ra≥95)*	*90/97(Ra≥95)*	*90/97(Ra≥95)*	*90/97(Ra≥95)*
LED Color Consistency	*3 SDCM*	*3 SDCM*	*3 SDCM*	*3 SDCM*
LED Color	*3000K/4000K*	*3000K/4000K*	*3000K/4000K*	*3000K/4000K*
LED Lifetime	*>50,000h-L70 / B10-Ta25℃ (LM-80/TM-21)*	*>50,000h-L70 / B10-Ta25℃ (LM-80/TM-21)*	*>50,000h-L70 / B10-Ta25℃ (LM-80/TM-21)*	*>50,000h-L70 / B10-Ta25℃ (LM-80/TM-21)*

Product Data

	SL45F	SL46F	SL47F	SL48F
LED Power	*1W/2*1W*	*3W/2*3W*	*5W/2*5W*	*10W/2*10W*
LED Lumen Output(3000K)	*105lm/2*105lm*	*270lm/2*270lm*	*480lm/2*480lm*	*950m/2*950lm*
Finish Color	*Black*	*Black*	*Black*	*Black*
Net Weight	*0.06Kg/0.12Kg*	*0.07Kg/1.15Kg*	*0.10Kg/0.20Kg*	*0.20Kg/0.40Kg*

Product Light Peformance(System CBCP @3000K)

Model	Beam	10°-40°	6°-40°	8°-40°	7°-40°
SL45F	**LD01**	*MIN 78cd-MAX 340cd*	*/*	*/*	*/*
	LD02	*MIN 156cd-MAX 680cd*	*/*	*/*	*/*
SL46F	**LD03**	*/*	*MIN 348cd-MAX 2069cd*	*/*	*/*
	LD06	*/*	*MIN 696cd-MAX 4138cd*	*/*	*/*
SL47F	**LD05**	*/*	*/*	*MIN 536cd-MAX 1599cd*	*/*
	LD10	*/*	*/*	*MIN 1072cd-MAX 3198cd*	*/*
SL48F	**LD10**	*/*	*/*	*/*	*MIN 653cd-MAX 6643cd*
	LD20	*/*	*/*	*/*	*MIN 1306cd-MAX 13286cd*

Model Number

Drawing	Model	LED Power	Dimming	Beam	CRI	CCT	Finish
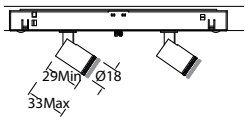	**SL45F**	**LD01** *LED 1W* **LD02** *LED 2*1W*	**E** *ON-OFF** **O** *On-board*	**F** *10°-40°*	**9** *90* **A** *97(Ra≥95)*	**30** *3000K* **40** *4000K*	**BK** *Black*

Example : SL45FLD01-O-F930BK
Note: "*"Dims beautifully with an external driver and/or control system.

Drawing	Model	LED Power	Dimming	Beam	CRI	CCT	Finish
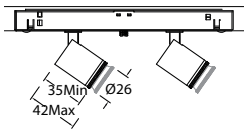	**SL46F**	**LD03** *LED 3W* **LD06** *LED 2*3W*	**E** *ON-OFF** **O** *On-board*	**F** *6°-40°* **F** *8°-40°*	**9** *90* **A** *97(Ra≥95)*	**30** *3000K* **40** *4000K*	**BK** *Black*

Example : SL46FLD03-O-F930BK
Note: "*"Dims beautifully with an external driver and/or control system.

Drawing	Model	LED Power	Dimming	Beam	CRI	CCT	Finish
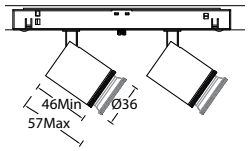	**SL47F**	**LD05** *LED 5W* **LD10** *LED 2x5W*	**E** *ON-OFF** **O** *On-board*	**F** *8°-40°*	**9** *90* **A** *97(Ra≥95)*	**30** *3000K* **40** *4000K*	**BK** *Black*

Example : SL47FLD05-O-F930BK
Note: "*"Dims beautifully with an external driver and/or control system.

Drawing	Model	LED Power	Dimming	Beam	CRI	CCT	Finish
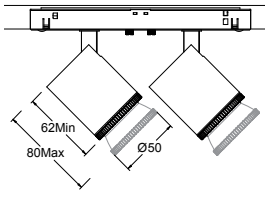	**SL48F**	**LD10** *LED 10W* **LD20** *LED 2x10W*	**E** *ON-OFF** **O** *On-board*	**F** *7°-40°*	**9** *90* **A** *97(Ra≥95)*	**30** *3000K* **40** *4000K*	**BK** *Black*

Example : SL48FLD10-O-F930BK
Note: "*"Dims beautifully with an external driver and/or control system.

Light Distribution

SL45F

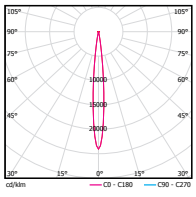

SL45FLD01-E-F930 (MIN)

0° Aiming Angle

D(M)	LUX	W	L
1	340	0.054	0.054
2	85	0.108	0.108
3	38	0.216	0.216
4	21	0.432	0.432

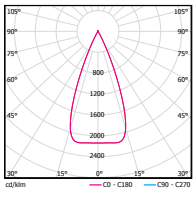

SL45FLD01-E-F930(MAX)

0° Aiming Angle

D(M)	LUX	W	L
1	78	0.234	0.234
2	20	0.468	0.468
3	9	0.936	0.936
4	5	1.872	1.872

SL46F

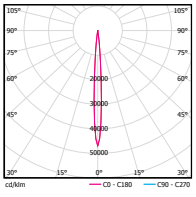

SL46FLD03-E-F930 (MIN)

0° Aiming Angle

D(M)	LUX	W	L
1	2069	0.036	0.036
2	517	0.072	0.072
3	230	0.144	0.144
4	129	0.288	0.288

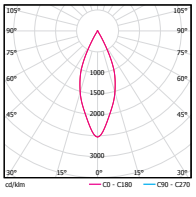

SL46FLD03-E-F930 (MAX)

0° Aiming Angle

D(M)	LUX	W	L
1	348	0.21	0.21
2	87	0.42	0.42
3	39	0.84	0.84
4	22	1.68	1.68

SL47F

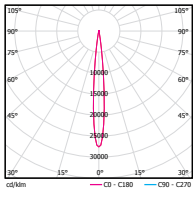

SL47FLD05-E-F930 (MIN)

0° Aiming Angle

D(M)	LUX	W	L
1	1599	0.054	0.054
2	400	0.108	0.108
3	178	0.216	0.216
4	100	0.432	0.432

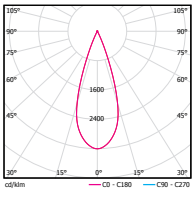

SL47FLD05-E-F930 (MAX)

0° Aiming Angle

D(M)	LUX	W	L
1	536	0.192	0.192
2	134	0.384	0.384
3	60	0.768	0.768
4	34	1.536	1.536

Light Distribution

SL48F

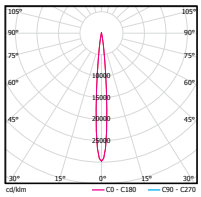

SL48FLD10-E-F930BK (MIN)

0º Aiming Angle

D(M)	LUX	W	L
1	6643	0.16	0.16
2	1661	0.32	0.32
3	738	0.48	0.48
4	415	0.64	0.64

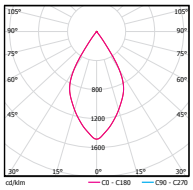

SL48FLD10-E-F930BK(MAX)

0º Aiming Angle

D(M)	LUX	W	L
1	653	1.10	1.10
2	163	2.20	2.20
3	73	3.30	3.30
4	41	4.40	4.40

OCULARC PROJECTOR



Body Material	*Aluminum alloy*
Optical System	*SL45F:Multi collimating lens light distribution* *SL56F:Dual Optical System Framing Projector*
Finish	*Painted*
Adjustable Angle	*0°-365° horizontal rotation and 0°-90° vertical aiming tilt*
Accessories/Brackets	*MINi track available*

LED Options

	SL45F	SL56F
LED Type	*High Power LED*	*COB*
CRI	*90*	*90/97(Ra≥95)*
LED Color Consistency	*3 SDCM*	*3 SDCM*
LED Color	*3000K/4000K*	*3000K/4000K*
LED Lifetime	*>50,000h-L70 / B10-Ta25℃ (LM-80/TM-21)*	*>50,000h-L70 / B10-Ta25℃ (LM-80/TM-21)*

Product Data

	SL45F	SL56F
LED Power	*2W*	*10W*
LED Lumen Output(3000K)	*210lm*	*190lm*
Finish Color	*Black*	*Black*
Net Weight	*0.1Kg*	*0.4Kg*

Product Light Peformance(System CBCP @3000K)

Model / Beam		Projector	Reinvent
SL45F	**LD02**	*MIN 156cd-MAX 680cd*	*/*
SL56F	**LM10**	*/*	*MIN 645cd-MAX 3006cd*

Model Number

Drawing	Model	LED Power	Dimming	Beam	CRI	CCT	Finish
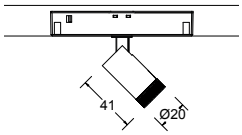	**SL45F**	**LD02** *LED 2W*	**E** *ON-OFF** **O** *On-board*	**R** *Projector*	**9** *90*	**30** *3000K* **40** *4000K*	**BK** *Black*

Example : SL45FLD02-O-R930BK
Note: "*"Dims beautifully with an external driver and/or control system.

Drawing	Model	LED Power	Dimming	Beam	CRI	CCT	Finish
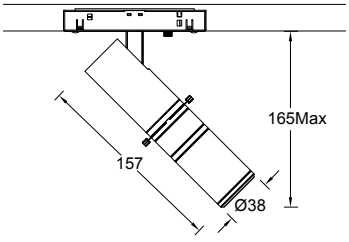	**SL56F**	**LM10** *COB 10W*	**E** *ON-OFF** **O** *On-board*	**R** *Reinvent*	**9** *90* **A** *97(Ra≥95)*	**30** *3000K* **40** *4000K*	**BK** *Black*

Example : SL56FLM10-O-R930WT
Note: "*"Dims beautifully with an external driver and/or control system.
"R" adjustable framing shims create a feature accenting a rectangular pattern of illumination.

Accessories

GOBO Sheet Accessories

SL45F	LENS-SL45F-GOBO Gobo piece Accessories with WAC logo		All accessories need to be ordered separately.
SL56F	LENS-TL56F-GOBO Gobo piece Accessories with WAC logo	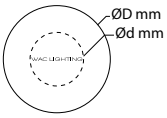	All accessories need to be ordered separately. The luminaire includes a corresponding cutoff accessory when it ships. The GOBO sheet is not included. GOBO sheet size: thickness 1mm, D is Ø 19.6mm, d is Ø14mm, the text or pattern content can be customized (the diameter can't exceed 14mm).

OCULARC WALL WASHER



Body Material	*Aluminum alloy*
Optical System	*SL46W:Dual Optical System* *SL48W:Lens*
Finish	*Painted*
Adjustable Angle	*0°-365° horizontal rotation and 0°-90° vertical aiming tilt*
Accessories/Brackets	*MINi track available*

LED Options

	SL46WLD03/06	SL48WLD10/20	SL48WLD06
LED Type	*High Power LED*	*High Power LED*	*High Power LED*
CRI	*90/97(Ra≥95)*	*90/97(Ra≥95)*	*90/97(Ra≥95)*
LED Color Consistency	*3 SDCM*	*3 SDCM*	*3 SDCM*
LED Color	*3000K/4000K*	*3000K/4000K*	*3000K/4000K*
LED Lifetime	*>50,000h-L70 / B10-* *Ta25℃ (LM-80/TM-21)*	*>50,000h-L70 / B10-* *Ta25℃ (LM-80/TM-21)*	*>50,000h-L70 / B10-* *Ta25℃ (LM-80/TM-21)*

Product Data

	SL46WLD03/06	SL48WLD10/20	SL48WLD06
LED Power	*3W/2*3W*	*10W/2*10W*	*6W*
LED Lumen Output(3000K)	*250lm/2*250lm*	*950lm/2*950lm*	*600lm*
Finish Color	*Black*	*Black*	*Black*
Net Weight	*0.08Kg/0.16Kg*	*0.2Kg/0.4Kg*	*0.1Kg*

Product Light Peformance(System Lumens @3000K)

Model	Beam	Wall Washer
SL46W	**LD03**	*162lm*
	LD06	*2*162lm*
SL48W	**LD10**	*409lm*
	LD20	*2*409lm*
SL48W	**LD06**	*312lm*

Model Number

Drawing	Model	LED Power	Dimming	Beam	CRI	CCT	Finish
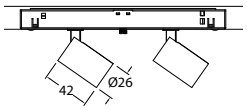	**SL46W**	**LD03** *LED 3W* **LD05** *LED 2*3W*	**E** *ON-OFF** **O** *On-board*	**W** *Wall Washer*	**9** *90* **A** *97(Ra≥95)*	**30** *3000K* **40** *4000K*	**BK** *Black*

Example : SL46WLD03-O-W930BK
Note: "*"Dims beautifully with an external driver and/or control system.

Drawing	Model	LED Power	Dimming	Beam	CRI	CCT	Finish
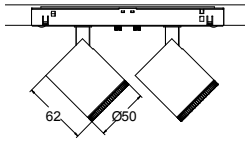	**SL48W**	**LD10** *LED 10W* **LD20** *LED 2x10W*	**E** *ON-OFF** **O** *On-board*	**W** *Wall Washer*	**9** *90* **A** *97(Ra≥95)*	**30** *3000K* **40** *4000K*	**BK** *Black*

Example : SL48WLD10-O-W930BK
Note: "*"Dims beautifully with an external driver and/or control system.

Drawing	Model	LED Power	Dimming	Beam	CRI	CCT	Finish
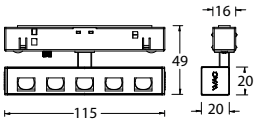	**SL48W**	**LD06** *LED 6W*	**E** *ON-OFF** **O** *On-board*	**W** *Wall Washer*	**9** *90* **A** *97(Ra≥95)*	**30** *3000K* **40** *4000K*	**BK** *Black*

Example : SL48WLD06-O-W930BK
Note: "*"Dims beautifully with an external driver and/or control system.

Light Distribution

SL46WLD03-O-W930

Specifications:
Wall height (m): 3
Offset from wall (m): 0.6
Luminaire spacing (m): 0.6

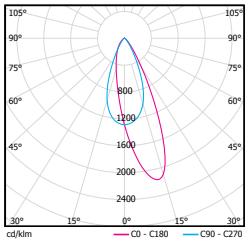

H (m)	Surface illumination (lux)				
	below the luminaire	between the luminaire	below the luminaire	between the luminaire	below the luminaire
2.85	40	44	41	44	41
2.55	95	113	96	114	98
2.25	113	133	114	134	114
1.95	115	125	116	126	116
1.65	99	105	101	105	101
1.35	76	79	78	80	79
1.05	56	59	59	60	59
0.75	128	45	45	46	45
0.45	33	35	36	36	36
0.15	29	33	33	33	33

SL48WLD10-O-W930

Specifications:
Wall height (m): 2.4
Offset from wall (m): 0.8
Luminaire spacing (m): 0.8

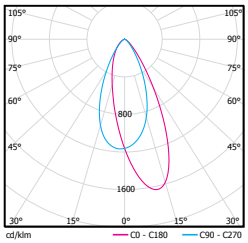

H (m)	Surface illumination (lux)				
	below the luminaire	between the luminaire	below the luminaire	between the luminaire	below the luminaire
2.20	66	70	67	70	66
1.80	127	139	128	139	127
1.40	142	152	144	152	142
1.00	129	134	131	134	129
0.60	103	105	105	105	102
0.40	76	78	78	78	76

MINI TRACK SYSTEM



MINI TRACK

Model	Length
MT1M-BK-C	*1m*
MT2M-BK-C	*2m*
MT3M-BK-C	*3m*

Surface mounted track. Track offers two end caps. If need suspended mounted track, please contact WAC.



STRAIGHT LINE POWER CONNECTOR

Model
MLE-BK-C



"I" CONNECTOR

Model
MI-BK-C



"L" CONNECTOR

Model
ML-BK-C

OCULARC CEILING MOUNTED



Body Material	*Aluminum alloy*
Optical System	*Clear lens included + SUBROSA® optical system*
Finish	*Painted*
Adjustable Angle	*0°-365° horizontal rotationand 0°-90° vertical aiming tilt*
Accessories/Brackets	*Check the accessory list*

LED Options

	ME48SLD10	SR48SLD10
LED Type	*High Power LED*	*High Power LED*
CRI	*90/97(Ra≥95)*	*90/97(Ra≥95)*
LED Color Consistency	*3 SDCM*	*3 SDCM*
LED Color	*3000K/4000K*	*3000K/4000K*
LED Lifetime	*>50,000h-L70 / B10-Ta25℃ (LM-80/TM-21)*	*>50,000h-L70 / B10-Ta25℃ (LM-80/TM-21)*

Product Data

	ME48SLD10	SR48SLD10
LED Power	*10W*	*10W*
LED Lumen Output(3000K)	*950lm*	*950lm*
Cutout	*/*	*Ø17mm*
Ceiling Thickness	*/*	*1mm-15mm*
Input	*Constant Current 800mA max(12V DC)*	*Constant Current 800mA max(12V DC)*
Finish Color	*Black*	*Black*
Net Weight	*0.2Kg*	*0.2Kg*

Product Light Peformance(System CBCP @3000K)

Model \ Beam		15°	24°	36°	60°
ME48S	**LD10**	*3556cd*	*2018cd*	*953cd*	*418cd*
SR48S	**LD10**	*3556cd*	*2018cd*	*953cd*	*418cd*

Model Number

Drawing	Model	LED Power	Dimming	Beam	CRI	CCT	Finish
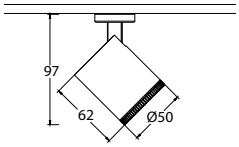	**ME48S**	**LD10** *LED 10W*	**N** *Single wire **	**1** *15°* **2** *24°* **3** *36°* **6** *60°*	**9** *90* **A** *97(Ra≥95)*	**30** *3000K* **40** *4000K*	**BK** *Black*

Example : ME48SLD10-N-2930BK
Note: Except for the 15 ° built-in Honeycomb, the rest do not include Honeycomb
"*"Dims beautifully with an external driver and/or control system.

Drawing	Model	LED Power	Dimming	Beam	CRI	CCT	Finish
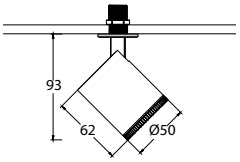	**SR48S**	**LD10** *LED 10W*	**N** *Single wire **	**1** *15°* **2** *24°* **3** *36°* **6** *60°*	**9** *90* **A** *97(Ra≥95)*	**30** *3000K* **40** *4000K*	**BK** *Black*

Example : SR48SLD10-N-2930BK
Note: Except for the 15 ° built-in Honeycomb, the rest do not include Honeycomb
"*"Dims beautifully with an external driver and/or control system.

Light Distribution

ME/SR48S

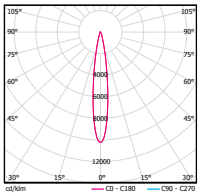

ME/SR48SLD10-N-1930BK

0° Aiming Angle

D(M)	LUX	W	L
1	3556	0.26	0.26
2	889	0.52	0.52
3	395	0.78	0.78
4	222	1.04	1.04

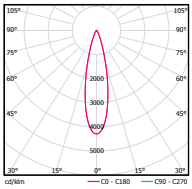

ME/SR48SLD10-N-2930BK

0° Aiming Angle

D(M)	LUX	W	L
1	2018	0.43	0.43
2	505	0.86	0.86
3	224	1.29	1.29
4	126	1.72	1.72

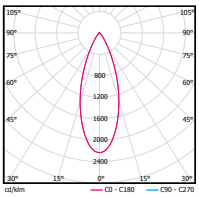

ME/SR48SLD10-N-3930BK

0° Aiming Angle

D(M)	LUX	W	L
1	953	0.66	0.66
2	238	1.32	1.32
3	106	1.98	1.98
4	60	2.64	2.64

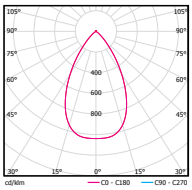

ME/SR48SLD10-N-6930BK

0° Aiming Angle

D(M)	LUX	W	L
1	418	1.20	1.20
2	105	2.40	2.40
3	46	3.60	3.60
4	26	4.80	4.80

OCULARC FOCUS CEILING MOUNTED



Body Material	*Aluminum alloy*
Optical System	*Clear lens included + SUBROSA® optical system*
Finish	*Painted*
Adjustable Angle	*0°-365° horizontal rotation and 0°-90° vertical aiming tilt*
Accessories/Brackets	*Check the accessory list*

LED Options

	ME/SR45F	ME/SR46F	ME/SR47F	ME/SR48F
LED Type	*High Power LED*	*High Power LED*	*High Power LED*	*High Power LED*
CRI	*90/97(Ra≥95)*	*90/97(Ra≥95)*	*90/97(Ra≥95)*	*90/97(Ra≥95)*
LED Color Consistency	*3 SDCM*	*3 SDCM*	*3 SDCM*	*3 SDCM*
LED Color	*3000K/4000K*	*3000K/4000K*	*3000K/4000K*	*3000K/4000K*
LED Lifetime	*>50,000h-L70 / B10-Ta25℃ (LM-80/TM-21)*	*>50,000h-L70 / B10-Ta25℃ (LM-80/TM-21)*	*>50,000h-L70 / B10-Ta25℃ (LM-80/TM-21)*	*>50,000h-L70 / B10-Ta25℃ (LM-80/TM-21)*

Product Data

	ME/SR45F	ME/SR46F	ME/SR47F	ME/SR48F
LED Power	*1W*	*3W*	*5W*	*10W*
LED Lumen Output(3000K)	*105lm*	*250lm*	*480lm*	*950m*
Cutout	**Ø17mm*	**Ø17mm*	**Ø17mm*	**Ø17mm*
Ceiling Thickness	**1-15mm*	**1-15mm*	**1-15mm*	**1-15mm*
Input	*Constant Current 350mA max(3VDC)*	*Constant Current 1000mA max(3VDC)*	*Constant Current 400mA max(12VDC)*	*Constant Current 800mA max(12VDC)*
Finish Color	*Black*	*Black*	*Black*	*Black*
Net Weight	*0.1Kg*	*0.2Kg*	*0.4Kg*	*0.6Kg*

Note: *For SR series models only

Product Light Peformance(System CBCP @3000K)

Model \ Beam		10°-40°	6°-40°	8°-40°	7°-60°
ME/SR45F	**LD01**	*MIN 78cd-MAX 340cd*	/	/	/
ME/SR46F	**LD03**	/	*MIN 348cd-MAX 2069cd*	/	/
ME/SR47F	**LD05**	/	/	*MIN 536cd-MAX 1599cd*	/
ME/SR48F	**LD10**	/	/	/	*MIN 653cd-MAX 6643cd*

Model Number

Drawing	Model	LED Power	Dimming	Beam	CRI	CCT	Finish
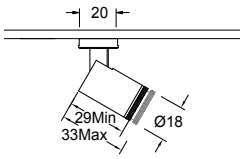	**ME45F**	**LD01** *LED 1W*	**M** *MTB Driver* **N** *Single Wire*	**F** *10°-40°*	**9** *90* **A** *97(Ra≥95)*	**30** *3000K* **40** *4000K*	**BK** *Black*

Example : ME45FLD01-O-F930BK

Drawing	Model	LED Power	Dimming	Beam	CRI	CCT	Finish
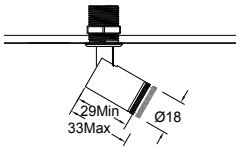	**SR45F**	**LD01** *LED 1W*	**M** *MTB Driver* **N** *Single Wire*	**F** *10°-40°*	**9** *90* **A** *97(Ra≥95)*	**30** *3000K* **40** *4000K*	**BK** *Black*

Example : SR45FLD01-O-F930BK

Drawing	Model	LED Power	Dimming	Beam	CRI	CCT	Finish
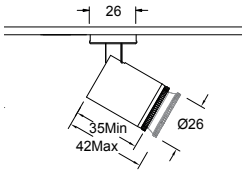	**ME46F**	**LD03** *LED 3W*	**M** *MTB Driver* **N** *Single Wire*	**F** *6°-40°* **F** *8°-40°*	**9** *90* **A** *97(Ra≥95)*	**30** *3000K* **40** *4000K*	**BK** *Black*

Example : ME46FLD03-O-F930BK

Drawing	Model	LED Power	Dimming	Beam	CRI	CCT	Finish
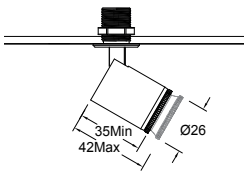	**SR46F**	**LD03** *LED 3W*	**M** *MTB Driver* **N** *Single Wire*	**F** *6°-40°* **F** *8°-40°*	**9** *90* **A** *97(Ra≥95)*	**30** *3000K* **40** *4000K*	**BK** *Black*

Example : SR46FLD03-O-F930BK

Model Number

Drawing	Model	LED Power	Dimming	Beam	CRI	CCT	Finish
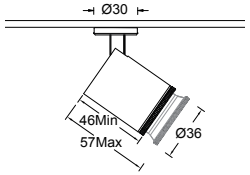	**ME47F**	**LD05** *LED 5W*	**M** *MTB Driver* **N** *Single Wire*	**F** *8°-40°*	**9** *90* **A** *97(Ra≥95)*	**30** *3000K* **40** *4000K*	**BK** *Black*

Example : ME47FLD05-O-F930BK

Drawing	Model	LED Power	Dimming	Beam	CRI	CCT	Finish
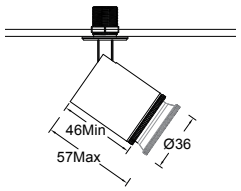	**SR47F**	**LD05** *LED 5W*	**M** *MTB Driver* **N** *Single Wire*	**F** *8°-40°*	**9** *90* **A** *97(Ra≥95)*	**30** *3000K* **40** *4000K*	**BK** *Black*

Example : SR47FLD05-O-F930BK

Drawing	Model	LED Power	Dimming	Beam	CRI	CCT	Finish
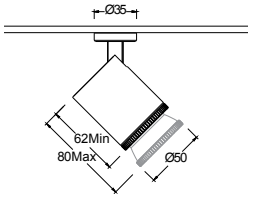	**ME48F**	**LD10** *LED 10W*	**N** *Single Wire*	**F** *7°-60°*	**9** *90* **A** *97*	**30** *3000K* **40** *4000K*	**BK** *Black*

Example : ME48FLD10-O-F930BK

Drawing	Model	LED Power	Dimming	Beam	CRI	CCT	Finish
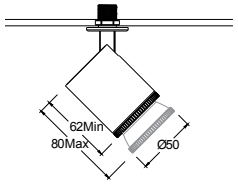	**SR48F**	**LD10** *LED 10W*	**N** *Single Wire*	**F** *7°-60°*	**9** *90* **A** *97*	**30** *3000K* **40** *4000K*	**BK** *Black*

Example : SR48FLD10-O-F930BK

Light Distribution

ME/SR45F

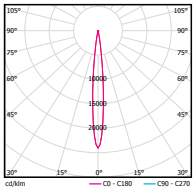

ME45FLD01-M-F930 (MIN)

0° Aiming Angle

D(M)	LUX	W	L
1	340	0.054	0.054
2	85	0.108	0.108
3	38	0.216	0.216
4	21	0.432	0.432

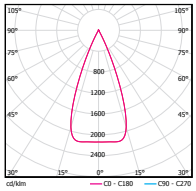

ME45FLD01-M-F930(MAX)

0° Aiming Angle

D(M)	LUX	W	L
1	78	0.234	0.234
2	20	0.468	0.468
3	9	0.936	0.936
4	5	1.872	1.872

ME/SR46F

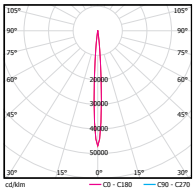

ME46FLD03-M-F930 (MIN)

0° Aiming Angle

D(M)	LUX	W	L
1	2069	0.036	0.036
2	517	0.072	0.072
3	230	0.144	0.144
4	129	0.288	0.288

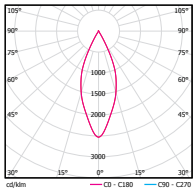

ME46FLD03-M-F930 (MAX)

0° Aiming Angle

D(M)	LUX	W	L
1	348	0.21	0.21
2	87	0.42	0.42
3	39	0.84	0.84
4	22	1.68	1.68

ME/SR47F

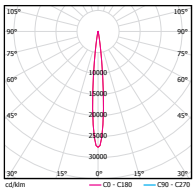

ME47FLD05-M-F930 (MIN)

0° Aiming Angle

D(M)	LUX	W	L
1	1599	0.054	0.054
2	400	0.108	0.108
3	178	0.216	0.216
4	100	0.432	0.432

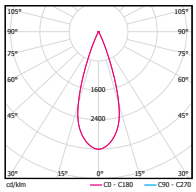

ME47FLD05-M-F930 (MAX)

0° Aiming Angle

D(M)	LUX	W	L
1	536	0.192	0.192
2	134	0.384	0.384
3	60	0.768	0.768
4	34	1.536	1.536

ME/SR48F

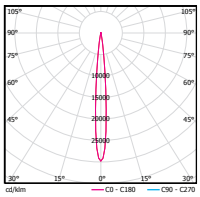

ME48FLD10-O-F930BK (MIN)

0° Aiming Angle

D(M)	LUX	W	L
1	6643	0.16	0.16
2	1661	0.32	0.32
3	738	0.48	0.48
4	415	0.64	0.64

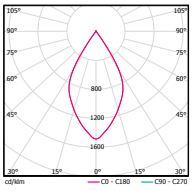

ME48FLD10-O-F930BK (MAX)

0° Aiming Angle

D(M)	LUX	W	L
1	653	1.10	1.10
2	163	2.20	2.20
3	73	3.30	3.30
4	41	4.40	4.40

OCULARC WALL WASHER CEILING MOUNTED



Body Material	*Aluminum alloy*
Optical System	*ME46W:Dual Optical System(ME48W:Lens*
Finish	*Painted*
Adjustable Angle	*0°-365° horizontal rotation and 0°-90° vertical aiming tilt*
Accessories/Brackets	*Check the accessory list*

LED Options

	ME/SR46W	ME/SR48W
LED Type	*High Power LED*	*High Power LED*
CRI	*90/97(Ra≥95)*	*90/97(Ra≥95)*
LED Color Consistency	*3 SDCM*	*3 SDCM*
LED Color	*3000K/4000K*	*3000K/4000K*
LED Lifetime	*>50,000h-L70 / B10- Ta25℃ (LM-80/TM-21)*	*>50,000h-L70 / B10- Ta25℃ (LM-80/TM-21)*

Product Data

	ME46W	SR46W	ME48W	SR48W
LED Power	*3W*	*3W*	*10W*	*10W*
LED Lumen Output(3000K)	*250lm*	*250lm*	*950lm*	*950lm*
Cutout	*/*	*Ø17mm*	*/*	*Ø17mm*
Ceiling Thickness	*/*	*1-15mm*	*/*	*1-15mm*
Input	*Constant Current 1000mA max(3VDC)*	*Constant Current 1000mA max(3VDC)*	*Constant Current 800mA max(12VDC)*	*Constant Current 800mA max(12VDC)*
Finish Color	*Black*	*Black*	*Black*	*Black*
Net Weight	*0.1Kg*	*0.1Kg*	*0.2Kg*	*0.2Kg*

Product Light Peformance(System Lumens @3000K)

Model	Beam	Wall Washer
ME/SR46W	**LD03**	*162lm*
ME/SR48W	**LD10**	*409lm*
	LD06	*312lm*

Model Number

Drawing	Model	LED Power	Dimming	Beam	CRI	CCT	Finish
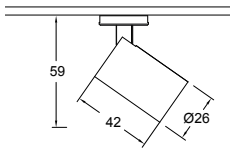	**ME46W**	**LD03** *LED 3W*	**M** *MTB Driver* **N** *Single Wire*	**W** *Wall Washer*	**9** *90* **A** *97(Ra≥95)*	**30** *3000K* **40** *4000K*	**BK** *Black*

Example : ME46WLD03-M-W930BK

Drawing	Model	LED Power	Dimming	Beam	CRI	CCT	Finish
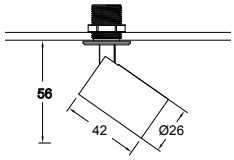	**SR46W**	**LD03** *LED 3W*	**M** *MTB Driver* **N** *Single Wire*	**W** *Wall Washer*	**9** *90* **A** *97(Ra≥95)*	**30** *3000K* **40** *4000K*	**BK** *Black*

Example : SR46WLD03-M-W930BK

Drawing	Model	LED Power	Dimming	Beam	CRI	CCT	Finish
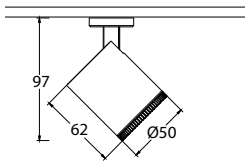	**ME48W**	**LD10** *LED 10W*	**N** *Single Wire*	**W** *Wall Washer*	**9** *90* **A** *97(Ra≥95)*	**30** *3000K* **40** *4000K*	**BK** *Black*

Example : SL48WLD10-N-W930BK

Drawing	Model	LED Power	Dimming	Beam	CRI	CCT	Finish
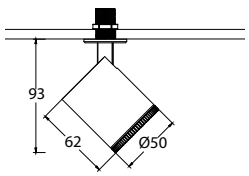	**SR48W**	**LD10** *LED 10W*	**N** *Single Wire*	**W** *Wall Washer*	**9** *90* **A** *97(Ra≥95)*	**30** *3000K* **40** *4000K*	**BK** *Black*

Example : SR48WLD10-N-W930BK

Drawing	Model	LED Power	Dimming	Beam	CRI	CCT	Finish
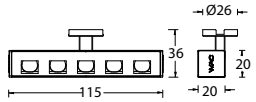	**ME48W**	**LD06** *LED 6W*	**M** *MTB Driver* **N** *Single Wire*	**W** *Wall Washer*	**9** *90* **A** *97(Ra≥95)*	**30** *3000K* **40** *4000K*	**BK** *Black*

Example : SL48WLD06-N-W930BK

Drawing	Model	LED Power	Dimming	Beam	CRI	CCT	Finish
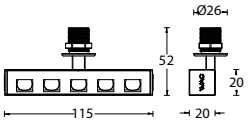	**SR48W**	**LD06** *LED 6W*	**M** *MTB Driver* **N** *Single Wire*	**W** *Wall Washer*	**9** *90* **A** *97(Ra≥95)*	**30** *3000K* **40** *4000K*	**BK** *Black*

Example : SR48WLD06-N-W930BK

Light Distribution

ME/SR46WLD03-N-W930

Specifications:
Wall height (m): 3
Offset from wall (m): 0.6
Luminaire spacing (m): 0.6

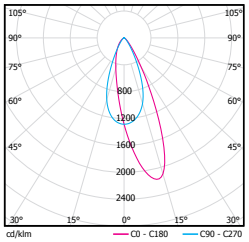

H (m)	Surface illumination (lux)				
	below the luminaire	between the luminaire	below the luminaire	between the luminaire	below the luminaire
2.85	40	44	41	44	41
2.55	95	113	96	114	98
2.25	113	133	114	134	114
1.95	115	125	116	126	116
1.65	99	105	101	105	101
1.35	76	79	78	80	79
1.05	56	59	59	60	59
0.75	128	45	45	46	45
0.45	33	35	36	36	36
0.15	29	33	33	33	33

ME/SR48WLD10-N-W930

Specifications:
Wall height (m): 2.4
Offset from wall (m): 0.8
Luminaire spacing (m): 0.8

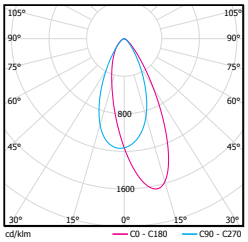

H (m)	Surface illumination (lux)				
	below the luminaire	between the luminaire	below the luminaire	between the luminaire	below the luminaire
2.20	66	70	67	70	66
1.80	127	139	128	139	127
1.40	142	152	144	152	142
1.00	129	134	131	134	129
0.60	103	105	105	105	102
0.40	76	78	78	78	76

ME/SR48WLD06-N-W930

Specifications:
Wall height (m): 1.5
Offset from wall (m): 0.5
Luminaire spacing (m): 0.75

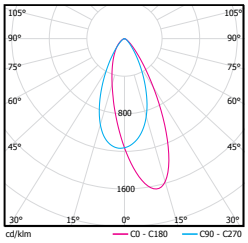

H (m)	Surface illumination (lux)				
	below the luminaire	between the luminaire	below the luminaire	between the luminaire	below the luminaire
1.35	81	81	83	82	83
1.05	121	119	122	119	122
0.75	175	181	176	182	178
0.45	160	169	161	169	161
0.15	34	26	34	26	34

OCULARC FOCUS VERTICALLY MOUNTED

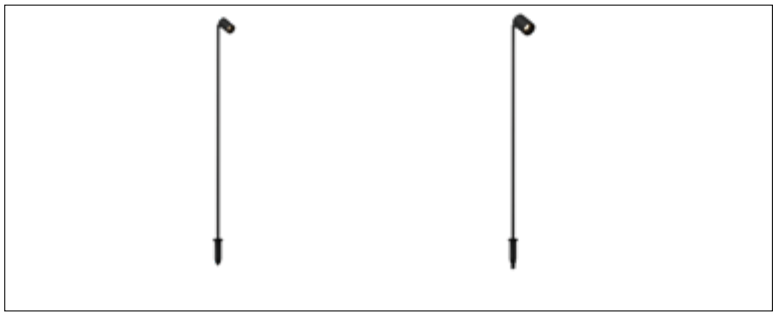

Body Material	*Aluminum alloy*
Optical System	*Clear lens included + SUBROSA® optical system*
Finish	*Painted*
Adjustable Angle	*0°-365° horizontal rotation and 0°-90° vertical aiming tilt*
Accessories/Brackets	*Check the accessory list*

LED Options

	PL45F	PL46F
LED Type	*High Power LED*	*High Power LED*
CRI	*90/97(Ra≥95)*	*90/97(Ra≥95)*
LED Color Consistency	*3 SDCM*	*3 SDCM*
LED Color	*3000K/4000K*	*3000K/4000K*
LED Lifetime	*>50,000h-L70 / B10-Ta25℃ (LM-80/TM-21)*	*>50,000h-L70 / B10-Ta25℃ (LM-80/TM-21)*

Product Data

	PL45F	PL46F
LED Power	*1W*	*3W*
LED Lumen Output(3000K)	*105lm*	*250lm*
Cutout	*Ø13mm*	*Ø13mm*
Ceiling Thickness	*1-30mm*	*1-30mm*
Input	*Constant Current 350mA max(3VDC)*	*Constant Current 1050mA max(3VDC)*
Finish Color	*Black*	*Black*
Net Weight	*0.1Kg*	*0.12Kg*

Product Light Peformance(System CBCP @3000K)

Model \ Beam		10°-40°	6°-40°	8°-40°
PL45F	**LD01**	*MIN 78cd-MAX 340cd*	*/*	*/*
PL46F	**LD03**	*/*	*MIN 348cd-MAX 2069cd*	*MIN 348cd-MAX 1655cd*

Model Number

Drawing	Model	LED Power	Dimming	Beam	CRI	CCT	Finish
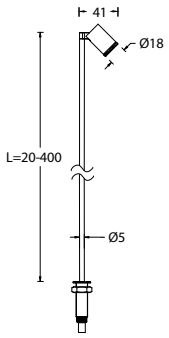	**PL45F**	**LD01** *LED 1W*	**M** *MTB Driver* **N** *Single Wire*	**F** *10°-40°*	**9** *90* **A** *97(Ra≥95)*	**30** *3000K* **40** *4000K*	**BK** *Black*

Example : PL45FLD01-M-F930BK

Drawing	Model	LED Power	Dimming	Beam	CRI	CCT	Finish
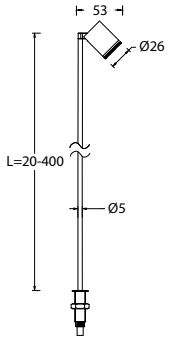	**PL46F**	**LD03** *LED 3W*	**M** *MTB Driver* **N** *Single Wire*	**F** *6°-40°* **F** *8°-40°*	**9** *90* **A** *97(Ra≥95)*	**30** *3000K* **40** *4000K*	**BK** *Black*

Example : PL46FLD03-M-F930BK

Light Distribution

PL45F

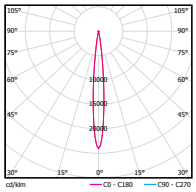

PL45FLD01-M-F930 (MIN)

0° Aiming Angle

D(M)	LUX	W	L
1	340	0.054	0.054
2	85	0.108	0.108
3	38	0.216	0.216
4	21	0.432	0.432

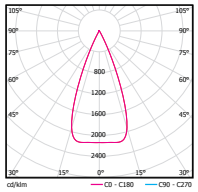

PL45FLD01-M-F930(MAX)

0° Aiming Angle

D(M)	LUX	W	L
1	78	0.234	0.234
2	20	0.468	0.468
3	9	0.936	0.936
4	5	1.872	1.872

PL46F

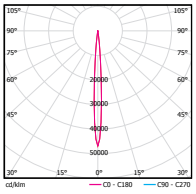

PL46FLD03-M-F930 (MIN)

0° Aiming Angle

D(M)	LUX	W	L
0.3	2069	0.036	0.036
0.6	517	0.072	0.072
1.2	230	0.144	0.144
2.4	129	0.288	0.288

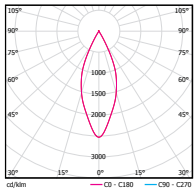

PL46FLD03-M-F930 (MAX)

0° Aiming Angle

D(M)	LUX	W	L
0.3	348	0.21	0.21
0.6	87	0.42	0.42
1.2	39	0.84	0.84
2.4	22	1.68	1.68



LEDME® SHOWCASE

The LEDme® SHOWCASE series of luminaires is designed for museums, galleries and other places designed to showcase artwork, figurines and collectibles. The fixtures are small, easy to install, and with a beam angle that can be adjusted according to different exhibitions and displays. The SHOWCASE series can achieve beam angles between 6° - 40° adjustments, with glare-free illumination and no shadows.



Hubei Province Museum
Wuhan, Hubei Province

LEDme® II SHOWCASE LUMINAIRES



SLIR3F (Rear Tilt) *SLIR4F (Front Tilt)* *SLIR5F (Tilt)* *SLIR6F (Tilt)* *SLIR7F (Tilt)* *SLIR8F* *SIR9F*

SUBROSA® Glare-free

ZL 201710792596.3

Body Material	*Die-cast aluminum*
Optical System	*Continuous adjustable beam angle +SUBROSA® optical system*
Finish	*Environmentally safe powder coat*
Adjustable Angle	*Horizontal rotation in any direction and -30° to 30° vertical aiming tilt*
Accessories/Brackets	*Extender cable available*

LED Options

	SIR3F	SIR4F	SIR5F	SIR6F	SIR7F	SIR8F	SIR9F
LED Type	*High Power LED*	*High Power LED*	*High Power LED*	*High Power LED*	*High Power LED*	*High Power LED*	*High Power LED*
CRI	*90/97(Ra≥95)*	*90/97(Ra≥95)*	*90/97(Ra≥95)*	*90/97(Ra≥95)*	*90/97(Ra≥95)*	*90/97(Ra≥95)*	*90/97(Ra≥95)*
LED Color Consistency	*3 SDCM*	*3 SDCM*	*3 SDCM*	*3 SDCM*	*3 SDCM*	*3 SDCM*	*3 SDCM*
LED Color	*3000K/4000K*	*3000K/4000K*	*3000K/4000K*	*3000K/4000K*	*3000K/4000K*	*3000K/4000K*	*3000K/4000K*
LED Lifetime	*>50,000h-L70 / B10-Ta25℃ (LM-80/ TM-21)*	*>50,000h-L70 / B10-Ta25℃ (LM-80/ TM-21)*	*>50,000h-L70 / B10-Ta25℃ (LM-80/ TM-21)*	*>50,000h-L70 / B10-Ta25℃ (LM-80/ TM-21)*	*>50,000h-L70 / B10-Ta25℃ (LM-80/ TM-21)*	*>50,000h-L70 / B10-Ta25℃ (LM-80/ TM-21)*	*>50,000h-L70 / B10-Ta25℃ (LM-80/ TM-21)*

Product Data

	SIR3F	SIR4F	SIR5F	SIR6F	SIR7F	SIR8F	SIR9F
LED Power	*2W(700mA) 4.5W(350mA)*	*2W(700mA) 4.5W(350mA)*	*6W*	*2W(700mA) 4.5W(350mA)*	*1W(350mA)*	*2W(700mA) 4.5W(350mA)*	*1W(350mA)*
LED Lumen Output(3000K)	*175lm/410lm*	*175lm/410lm*	*480lm*	*175lm/410lm*	*100lm*	*175lm/410lm*	*100lm*
Cutout	*Ø39mm*	*Ø39mm/Ø42mm*	*Ø60mm/Ø62mm*	*Ø39mm*	*Ø29mm*	*Ø42mm*	*Ø35mm*
Finish Color	*Black*	*Black*	*Black*	*Black*	*Black*	*Black*	*Black*
Net Weight	*0.08Kg/0.1Kg*	*0.09Kg/0.11Kg*	*0.17Kg/0.35Kg*	*0.1Kg*	*0.1Kg*	*0.1Kg*	*0.1Kg*

Product Light Peformance(System CBCP @3000K)

Model \ Beam		6°-40°	7°-40°	8°-40°	6°-45°	8°-45°
SIR3F	**LD**	*MIN 109cd-MAX 880cd*	/	/	/	/
	LM	/	*MIN 292cd-MAX1206cd*	/		/
SIR4F	**LD**	*MIN 156cd-MAX 563cd*	/	/	/	/
	LM	/	*MIN 277cd-MAX 1197cd*	/	/	/
SIR5F	**LM**	/	/	*MIN 560cd-MAX 3098cd*	/	/
SIR6F	**LD**	*MIN 260cd-MAX 1686cd*	/	/	/	/
	LM	/	/	*MIN 468cd-MAX 1530cd*	/	
SIR7F	**LD**	/	/	*MIN 86cd-MAX 375cd*	/	/
SIR8F	**LD**	/	/	/	*MIN 210cd-MAX 1750cd*	
	LM	/	/	/	/	*MIN 388cd-MAX 1210cd*
SIR9F	**LD**	/	/	/	/	*MIN 79cd-MAX 253cd*

Model Number

Drawing	Model	LED Power	Dimming	Beam	CRI	CCT	Finish
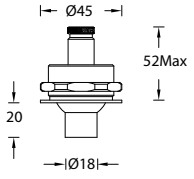	**SLIR3F**	**LD** *LED 2W (700mA)*	**N** *Single wire* **M** *MTB driver (Can be ordered separately)*	**F** *6°-40°*	**9** *90* **A** *97(Ra≥95)*	**30** *3000K* **40** *4000K*	**BK** *Black*

Example: SLIR3FLD-N-F930BK
Note: Drivers are not included in all models, please consult WAC for details if needed

Drawing	Model	LED Power	Dimming	Beam	CRI	CCT	Finish
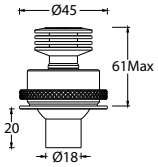	**SLIR3F**	**LM** *LED 4.5W (350mA)*	**N** *Single wire*	**F** *7°-40°*	**9** *90* **A** *97(Ra≥95)*	**30** *3000K* **40** *4000K*	**BK** *Black*

Example: SLIR3FLM-N-F930BK
Note: Drivers are not included in all models, please consult WAC for details if needed

Drawing	Model	LED Power	Dimming	Beam	CRI	CCT	Finish
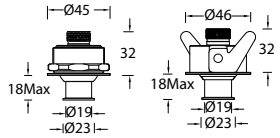 **SLIR4FLD-N/M** **Cutout Ø39mm** **SLIR4FLD-NR** **Cutout Ø42mm**	**SLIR4F**	**LD** *LED 2W (700mA)*	**N** *Single wire* **M** *MTB driver* **NR** *Single wire*	**F** *6°-40°*	**9** *90* **A** *97(Ra≥95)*	**30** *3000K* **40** *4000K*	**BK** *Black*

Example: SLIR4FLD-N-FA30BK
Note: Drivers are not included in all models, please consult WAC for details if needed

Drawing	Model	LED Power	Dimming	Beam	CRI	CCT	Finish
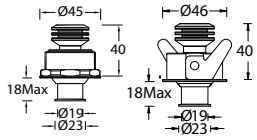 **SLIR4FLM-N** **Cutout Ø39mm** **SLIR4FLM-NR** **Cutout Ø42mm**	**SLIR4F**	**LM** *LED 4.5W (350mA)*	**N** *Single wire* **NR** *Single wire*	**F** *7°-40°*	**9** *90* **A** *97(Ra≥95)*	**30** *3000K* **40** *4000K*	**BK** *Black*

Example: SLIR4FLM-N-F930BK
Note: Drivers are not included in all models, please consult WAC for details if needed

Model Number

Drawing	Model	LED Power	Dimming	Beam	CRI	CCT	Finish
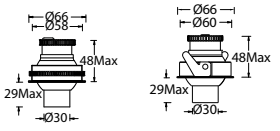 **SLIR5FLM-N/M** **Cutout Ø60mm** **SLIR5FLM-NR/ER/DR** **Cutout Ø62mm**	**SLIR5F**	**LM** *LED 6W*	**N** *Single wire* **M** *MTB driver (Can be ordered separately)* **NR** *Single wire* **ER** *ON-OFF ** **DR** *0-10V Dimming **	**F** *8°-40°*	**9** *90* **A** *97(Ra≥95)*	**30** *3000K* **40** *4000K*	**BK** *Black* **BK** *Black* **WT** *White*

Example : SLIR5FLM-M-F930BK
Note: "*" Except for SLIR5FLM-ER / DR, others are all without driver

Drawing	Model	LED Power	Dimming	Beam	CRI	CCT	Finish
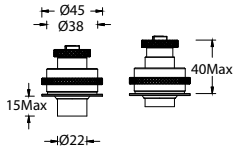	**SLIR6F**	**LD** *LED 2W (700mA)*	**N** *Single wire* **M** *MTB driver*	**F** *6°-40°*	**9** *90* **A** *97(Ra≥95)*	**30** *3000K* **40** *4000K*	**BK** *Black*

Example : SLIR6FLD-N-F930BK
Note: Electrical components are not included in all models, consult WAC for details

Drawing	Model	LED Power	Dimming	Beam	CRI	CCT	Finish
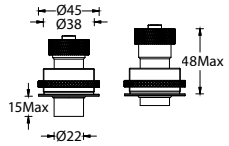	**SLIR6F**	**LM** *LED 4.5W (350mA)*	**N** *Single wire*	**F** *8°-40°*	**9** *90* **A** *97(Ra≥95)*	**30** *3000K* **40** *4000K*	**BK** *Black*

Example : SLIR6FLM-N-F930BK

Drawing	Model	LED Power	Dimming	Beam	CRI	CCT	Finish
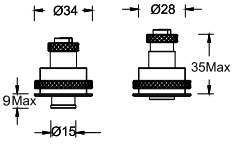	**SLIR7F**	**LD** *LED 1W (350mA)*	**N** *Single wire* **M** *MTB driver*	**F** *8°-40°*	**9** *90* **A** *97(Ra≥95)*	**30** *3000K* **40** *4000K*	**BK** *Black*

Example : SLIR7FLD-N-F930BK
Note: Electrical components are not included in all models, consult WAC for details

Model Number

Drawing	Model	LED Power	Dimming	Beam	CRI	CCT	Finish
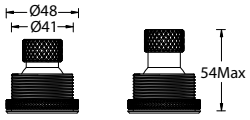	**SLIR8F**	**LD** *LED 2W (700mA)*	**N** *Single wire* **M** *MTB driver*	**F** *6°-45°*	**9** *90* **A** *97(Ra≥95)*	**30** *3000K* **40** *4000K*	**BK** *Black*

Example : SLIR8FLD-N-F930BK
Note: Drivers are not included in all models, please consult WAC for details if needed

Drawing	Model	LED Power	Dimming	Beam	CRI	CCT	Finish
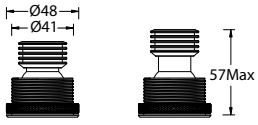	**SLIR8F**	**LM** *LED 4.5W (350mA)*	**N** *Single wire* **M** *MTB driver*	**F** *8°-45°*	**9** *90* **A** *97(Ra≥95)*	**30** *3000K* **40** *4000K*	**BK** *Black*

Example : SLIR8FLM-N-F930BK
Note: Drivers are not included in all models, please consult WAC for details if needed

Drawing	Model	LED Power	Dimming	Beam	CRI	CCT	Finish
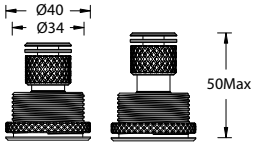	**SLIR9F**	**LD** *LED 1W (350mA)*	**N** *Single wire* **M** *MTB driver*	**F** *8°-45°*	**9** *90* **A** *97(Ra≥95)*	**30** *3000K* **40** *4000K*	**BK** *Black*

Example : SLIR9FLD-N-F930BK
Note: Drivers are not included in all models, please consult WAC for details if needed

Light Distribution

SLIR3F

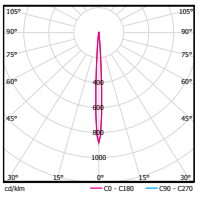

SLIR3FLD-N-F930(MIN)

0º Aiming Angle

D(M)	LUX	W	L
1	880	0.10	0.10
2	220	0.21	0.21
3	55	0.31	0.31
4	7	0.42	0.42

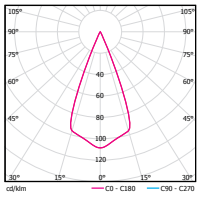

SLIR3FLD-N-F930(MAX)

0º Aiming Angle

D(M)	LUX	W	L
1	109	0.73	0.73
2	27	1.46	1.46
3	12	2.18	2.18
4	7	2.91	2.91

SLIR4F

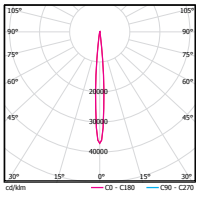

SLIR4FLD-N-F930(MIN)

0º Aiming Angle

D(M)	LUX	W	L
1	563	0.10	0.10
2	141	0.21	0.21
3	63	0.31	0.31
4	35	0.42	0.42

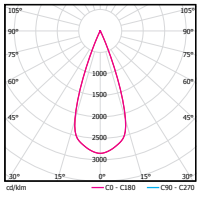

SLIR4FLD-N-F930(MAX)

0º Aiming Angle

D(M)	LUX	W	L
1	156	0.73	0.73
2	39	1.46	1.46
3	17	2.18	2.18
4	10	2.91	2.91

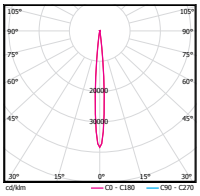

SLIR4FLM-N-F930(MIN)

0º Aiming Angle

D(M)	LUX	W	L
1	1197	0.12	0.12
2	299	0.24	0.24
3	133	0.37	0.37
4	75	0.49	0.49

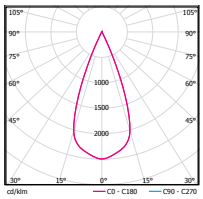

SLIR4FLM-N-F930(MAX)

0º Aiming Angle

D(M)	LUX	W	L
1	277	0.73	0.73
2	69	1.46	1.46
3	31	2.18	2.18
4	17	2.91	2.91

SLIR5F

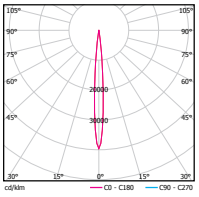

SLIR5FLM-N-F930(MIN)

0º Aiming Angle

D(M)	LUX	W	L
1	3098	0.14	0.14
2	775	0.28	0.28
3	344	0.42	0.42
4	194	0.56	0.56

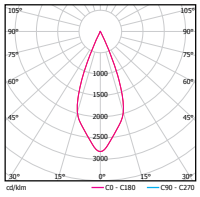

SLIR5FLM-N-F930(MAX)

0º Aiming Angle

D(M)	LUX	W	L
1	560	0.73	0.73
2	140	1.46	1.46
3	62	2.18	2.18
4	35	2.91	2.91

SLIR6F

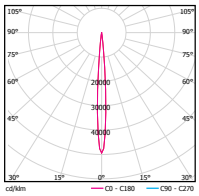

SLIR6FLD-N-F930(MIN)

0º Aiming Angle

D(M)	LUX	W	L
1	1686	0.1	0.1
2	422	0.2	0.2
3	187	0.3	0.3
4	105	0.4	0.4

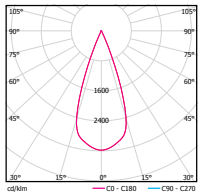

SLIR6FLD-N-F930(MAX)

0º Aiming Angle

D(M)	LUX	W	L
1	260	0.7	0.7
2	65	1.5	1.5
3	29	2.2	2.2
4	16	2.9	2.9

Light Distribution

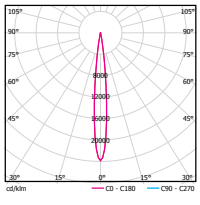

SLIR6FLM-N-F930(MIN)

0° Aiming Angle

D(M)	LUX	W	L
1	1530	0.1	0.1
2	383	0.3	0.3
3	170	0.4	0.4
4	96	0.6	0.6

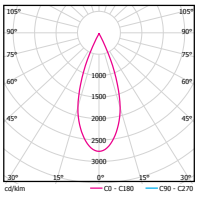

SLIR6FLM-N-F930(MAX)

0° Aiming Angle

D(M)	LUX	W	L
1	468	0.7	0.7
2	117	1.5	1.5
3	52	2.2	2.2
4	29	2.9	2.9

SLIR7F

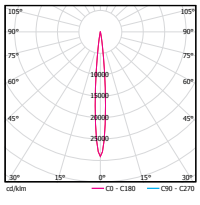

SLIR7FLD-N-F930 (MIN)

0° Aiming Angle

D(M)	LUX	W	L
1	375	0.2	0.2
2	94	0.3	0.3
3	42	0.5	0.5
4	23	0.6	0.6

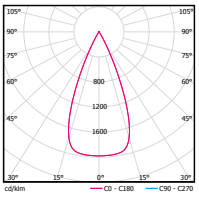

SLIR7FLD-N-F930(MAX)

0° Aiming Angle

D(M)	LUX	W	L
1	86	0.8	0.8
2	22	1.6	1.6
3	10	2.4	2.4
4	5	3.2	3.2

SLIR8F

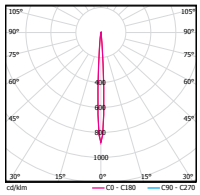

SLIR8FLD-N-F930(MIN)

0° Aiming Angle

D(M)	LUX	W	L
1	1750	0.23	0.23
2	438	0.46	0.46
3	194	0.92	0.92
4	109	1.84	1.84

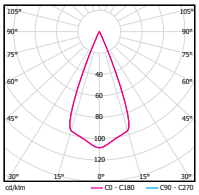

SLIR8FLD-N-F930(MAX)

0° Aiming Angle

D(M)	LUX	W	L
1	210	0.03	0.03
2	53	0.06	0.06
3	23	0.13	0.13
4	13	0.25	0.25

SLIR9F

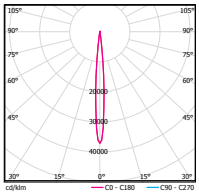

SLIR9FLD-N-F930(MIN)

0° Aiming Angle

D(M)	LUX	W	L
1	253	0.23	0.23
2	63	0.46	0.46
3	28	0.92	0.92
4	16	1.84	1.84

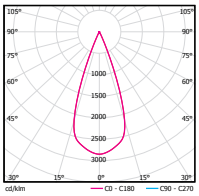

SLIR9FLD-N-F930(MAX)

0° Aiming Angle

D(M)	LUX	W	L
1	79	0.03	0.03
2	20	0.06	0.06
3	9	0.13	0.13
4	5	0.25	0.25

LEDME® WALL WASHER





Body Material	*Die-cast aluminum*
Optical System	*Clear lens included + Wall Washer system*
Finish	*Environmentally safe powder coat*
Adjustable Angle	*Vertical 0°-35° aiming tilt*
Accessories/Brackets	*Anti-glare accessories*

LED Options

	SR51WLD06	SR51WLD12	SR51WLD18	SR52WLD06	SR52WLD12	SR52WLD18
LED Type	*High Power LED*	*High Power LED*	*High Power LED*	*High Power LED*	*High Power LED*	*High Power LED*
CRI	*90/97(Ra≥95)*	*90/97(Ra≥95)*	*90/97(Ra≥95)*	*90/97(Ra≥95)*	*90/97(Ra≥95)*	*90/97(Ra≥95)*
LED Color Consistency	*3 SDCM*	*3 SDCM*	*3 SDCM*	*3 SDCM*	*3 SDCM*	*3 SDCM*
LED Color	*3000K/4000K*	*3000K/4000K*	*3000K/4000K*	*3000K/4000K*	*3000K/4000K*	*3000K/4000K*
LED Lifetime	*>50,000h-L70 / B10-Ta25°C (LM-80/TM-21)*	*>50,000h-L70 / B10-Ta25°C (LM-80/TM-21)*	*>50,000h-L70 / B10-Ta25°C (LM-80/TM-21)*	*>50,000h-L70 / B10-Ta25°C (LM-80/TM-21)*	*>50,000h-L70 / B10-Ta25°C (LM-80/TM-21)*	*>50,000h-L70 / B10-Ta25°C (LM-80/TM-21)*

Product Data

	SR51WLD06	SR51WLD12	SR51WLD18	SR52WLD06	SR52WLD12	SR52WLD18
LED Power	*6W*	*12W*	*18W*	*6W*	*12W*	*18W*
LED Lumen Output(3000K)	*525lm*	*1050lm*	*1575lm*	*525lm*	*1050lm*	*1575lm*
Cutout	*106mmx50mm*	*193mmx50mm*	*280mmx50mm*	*106mmx50mm*	*193mmx50mm*	*280mmx50mm*
Finish Color	*Black/White*	*Black/White*	*Black/White*	*Black/White*	*Black/White*	*Black/White*
Net Weight	*0.45Kg*	*0.65Kg*	*0.85Kg*	*0.5Kg*	*0.7Kg*	*0.9Kg*

Product Light Peformance(System Lumens @3000K)

Model	Beam	Wall Washer
SR51W	**LD06**	*356lm*
	LM12	*621lm*
	LM18	*978lm*
SR52W	**LD06**	*356lm*
	LM12	*621lm*
	LM18	*978lm*

Model Number

Drawing	Model	LED Power	Dimming	Beam	CRI	CCT	Finish
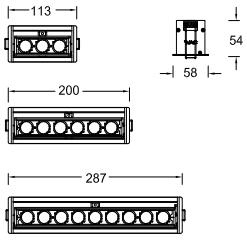	**SR51W**	**LD06** *6W* **LD12** *12W* **LD18** *18W*	**E** *ON-OFF* **D** *0-10V Dimming*	**W** *Wash Washer*	**9** *90* **A** *97(Ra≥95)*	**30** *3000K* **40** *4000K*	**BK** *Black* **WT** *White*

Example: SR51WLD12-D-W930WT

Drawing	Model	LED Power	Dimming	Beam	CRI	CCT	Finish
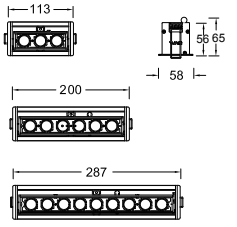	**SR52W**	**LD06** *6W* **LD12** *12W* **LD18** *18W*	**E** *ON-OFF* **D** *0-10V Dimming*	**W** *Wash Washer*	**9** *90* **A** *97(Ra≥95)*	**30** *3000K* **40** *4000K*	**BK** *Black* **WT** *White*

Example: SR52WLD12-D-W930WT

Light Distribution

SR51WLD12-D-W930

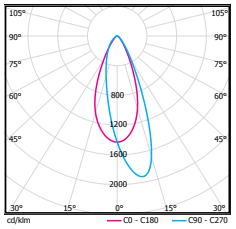

Specifications:
Number of luminaires: n > 5
Wall height (m): 2.5
Angle of tilt: 30°
Offset from wall (m): 0.6
Luminaire spacing (m): 0.8

H (m)	Surface illumination (lux)				
	below the luminaire	between the luminaire	below the luminaire	between the luminaire	below the luminaire
2.25	165	158	168	158	171
2.00	342	320	334	326	330
1.75	388	389	375	390	371
1.50	373	373	363	375	358
1.25	319	317	315	314	312
1.00	256	259	255	264	253
0.75	201	204	202	207	200
0.50	161	162	161	165	160
0.25	138	139	139	141	137

Specifications:
Number of luminaires: n > 5
Wall height (m): 2.5
Angle of tilt: 30°
Offset from wall (m): 0.6
Luminaire spacing (m): 0.7

H (m)	Surface illumination (lux)				
	below the luminaire	between the luminaire	below the luminaire	between the luminaire	below the luminaire
2.25	183	191	182	194	185
2.00	372	394	358	407	354
1.75	429	465	409	465	406
1.50	418	438	402	442	398
1.25	360	367	353	369	351
1.00	291	297	289	301	287
0.75	228	232	231	235	228
0.50	182	185	185	186	184
0.25	155	158	157	159	156

SR52WLD12-D-W930

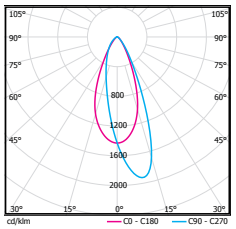

Specifications:
Number of luminaires: n > 5
Wall height (m): 2.5
Angle of tilt: 30°
Offset from wall (m): 0.6
Luminaire spacing (m): 0.8

H (m)	Surface illumination (lux)				
	below the luminaire	between the luminaire	below the luminaire	between the luminaire	below the luminaire
2.25	165	158	168	158	171
2.00	342	320	334	326	330
1.75	388	389	375	390	371
1.50	373	373	363	375	358
1.25	319	317	315	314	312
1.00	256	259	255	264	253
0.75	201	204	202	207	200
0.50	161	162	161	165	160
0.25	138	139	139	141	137

Specifications:
Number of luminaires: n > 5
Wall height (m): 2.5
Angle of tilt: 30°
Offset from wall (m): 0.6
Luminaire spacing (m): 0.7

H (m)	Surface illumination (lux)				
	below the luminaire	between the luminaire	below the luminaire	between the luminaire	below the luminaire
2.25	183	191	182	194	185
2.00	372	394	358	407	354
1.75	429	465	409	465	406
1.50	418	438	402	442	398
1.25	360	367	353	369	351
1.00	291	297	289	301	287
0.75	228	232	231	235	228
0.50	182	185	185	186	184
0.25	155	158	157	159	156

Accessories

Optical Accessories

Model	Anti-Glare Baffle	Anti-Glare Honeycomb
		
SR51WLD06/SR52WLD06	LENS-SR51WLD06-BD	LENS-SR51WLD06-HCM
SR51WLD12/SR52WLD12	LENS-SR51WLD12-BD	LENS-SR51WLD12-HCM
SR51WLD18/SR52WLD18	LENS-SR51WLD18-BD	LENS-SR51WLD18-HCM

Note: All must be ordered separately.

LEDME® BAR



Body Material	*Die-cast aluminum*
Optical System	*LiteBox*
Finish	*Environmentally safe powder coat*
Adjustable Angle	*0°-60° rotation*
Accessories/Brackets	*Accessories for crossbar assembly*

LED Options

	SLP1
LED Type	*SMD*
CRI	*90/97(Ra≥95)*
LED Color Consistency	*3 SDCM*
LED Color	*3000K/4000K*
LED Lifetime	*>50,000h-L70 / B10-Ta25℃ (LM-80/ TM-21)*

Product Data

	SLP1-10	**SLP1-20**
LED Power	*10W/m*	*20W/m*
LED Lumen Output(3000K)	*800lm*	*1480lm*
Length	*497mm(0.5m), 1007mm(1.0m), 1417mm(1.4m), 1621mm(1.6m), 2029mm(2.0m) offered*	*497mm(0.5m), 1007mm(1.0m), 1417mm(1.4m), 1621mm(1.6m), 2029mm(2.0m) offered*
Finish Color	*Black*	*Black*
Net Weight	*0.65Kg/m*	*0.65Kg/m*

Product Light Peformance(System Lumens @3000K)

Model \ **Beam**		**Wall Washer**
SLP1	**10**	*321lm*
	20	*578lm*

Model Number

Drawing	Model	LED Power	Lenght(L)	Driver	Beam	CRI	CCT	Finish
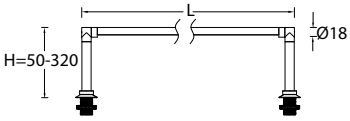	**SLP1** *Universal luminaire* **SLP2** *Connected luminaire*	**10** *10W/m* **20** *20W/m*	**20** *2.0m* **16** *1.6m* **14** *1.4m* **10** *1.0m* **05** *0.5m*	**E** *Constant current* **T** *Constant voltage*	**W** *Wall Washer*	**9** *90* **A** *97(Ra≥95)*	**30** *3000K* **40** *4000K*	**BK** *Black*

Example : SLP1-2020E-W930BK
Note: SLP1 is for luminaire with two supports. SLP2 is for luminaire with one support (Need to use with SLP1).
LED driver excluded for all models.
The length of the product can be customized as required, the minimum unit is 102mm, and the total length does not exceed 2.2m. Please consult WAC for details

Light Distribution

SLP1-2020E-W930BK

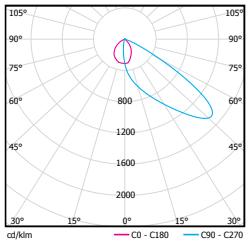

Specifications:
Angle of tilt: 10°
Height from desktop (m): 0.3
Desktop size (m): 1x0.5

(m)	Surface illumination (lux)							
	0.0625	**0.1875**	**0.3125**	**0.4375**	**0.5625**	**0.6875**	**0.8125**	**0.9375**
0.4375	*363*	*471*	*523*	*249*	*249*	*523*	*471*	*360*
0.3125	*408*	*531*	*586*	*605*	*605*	*588*	*534*	*410*
0.1875	*281*	*363*	*400*	*415*	*415*	*401*	*364*	*283*
0.0625	*166*	*211*	*235*	*244*	*244*	*235*	*211*	*165*

LEDME® AIR

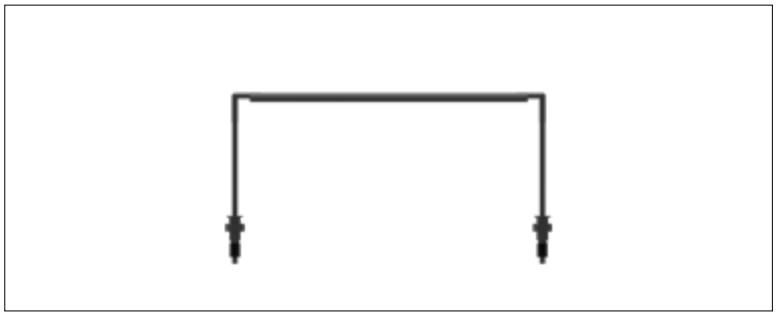

Body Material	*Die-cast aluminum*
Optical System	*Lens*
Finish	*Environmentally safe powder coat*
Adjustable Angle	*0°-360° rotation*
Accessories/Brackets	*Accessories for crossbar assembly*

LED Options

	SLP3
LED Type	*SMD*
CRI	*97*
LED Color Consistency	*3 SDCM*
LED Color	*3000K/4000K*
LED Lifetime	*>50,000h-L70 / B10-Ta25℃ (LM-80/TM-21)*

Product Data

	SLP3-05	SLP3-10
LED Power	*5W/m*	*10W/m*
LED Lumen Output(3000K)	*600lm*	*1150lm*
Finish Color	*Black*	*Black*
Net Weight	*0.2Kg/m*	*0.2Kg/m*

Product Light Peformance(System Lumens @3000K)

Model	Beam	Wall Washer
SLP3	**05**	*344lm*
	10	*750lm*

Model Number

Drawing	Model	LED Power	Lenght(L1)	Driver	Beam	CRI	CCT	Finish
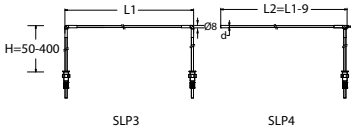	**SLP3** *Universal luminaire* **SLP4** *Connected luminaire*	**05** *5W/m* **10** *10W/m*	**16** *1.582m* **14** *1.382m* **12** *1.182m* **10** *0.982m* **05** *0.482m*	**T** *Constant voltage*	**W** *Wall Washer*	**A** *97(Ra≥95)*	**30** *3000K* **35** *3500K* **40** *4000K* **CC** *2700K-6000K*	**BK** *Black*

Example : SLP3-1010T-WA30BK
Note: SLP3 is equipped with double-ended support rods (total length L1), featuring an opening of Φ20mm and a hole spacing of L1 minus 9mm; SLP4 is a spliced model with single-ended support rods (total length L2), which must be used with SLP3. Neither model includes electrical appliances.
The product lengths L1/L2 can be customized on demand, with a minimum unit of approximately 0.1m and a maximum total length of no more than 1.59m. For details, please consult WAC.

Light Distribution

SLP3

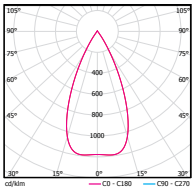

SLP3-1010T-WA30BK

0° Aiming Angle

D(M)	LUX	W	L
1	1025	0.8	0.8
2	256	1.7	1.7
3	114	2.5	2.5
4	64	3.3	3.3

LEDME® SHOWCASE LUMINAIRES SURFACE



Body Material	*Die-cast aluminum*
Optical System	*Clear lens included + Wall Washer system*
Finish	*Environmentally safe powder coat*
Accessories/Brackets	*Angle adjustment Accessories*

LED Options

	SLS1
LED Type	*SMD*
CRI	*90/97(Ra≥95)*
LED Color Consistency	*1.5 SDCM*
LED Color	*3000K/4000K*
LED Lifetime	*>50,000h-L70 / B10-Ta25℃ (LM-80/TM-21)*

Product Data

	SLS1-10	SLS1-20
LED Power	*10W/m*	*20W/m*
LED Lumen Output(3000K)	*800lm*	*1480lm*
Finish Color	*Black*	*Black*
Net Weight	*0.2Kg*	*0.2Kg*

Product Light Peformance(System Lumens @3000K)

Model	Beam	Wall Washer
SLS1	10	*321lm*
	20	*578lm*

Model Number

Drawing	Model	LED Power	Lenght(L)	Driver	Beam	CRI	CCT	Finish
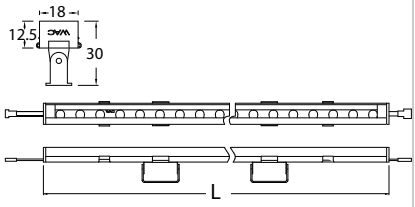	**SLS1**	**10** *10W/m* **20** *20W/m*	**03** *0.317m* **05** *0.521m* **10** *1.031m* **15** *1.544m* **20** *2.054m*	**T** *Constant voltage*	**W** *Wall Washer*	**9** *90* **A** *97(Ra≥95)*	**30** *3000K* **40** *4000K*	**BK** *Black*

Example : SLS1-1003T-W930BK

Light Distribution

SLS1-1003T-W930BK

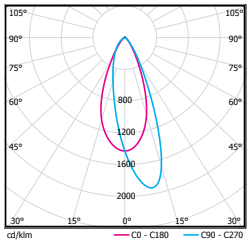

Specifications:
Number of luminaires: n > 5
Wall height (m): 2.5
Angle of tilt: 30°
Offset from wall (m): 0.6
Luminaire spacing (m): 0.8

H (m)	Surface illumination (lux)				
	below the luminaire	between the luminaire	below the luminaire	between the luminaire	below the luminaire
2.25	*165*	*158*	*168*	*158*	*171*
2.00	*342*	*320*	*334*	*326*	*330*
1.75	*388*	*389*	*375*	*390*	*371*
1.50	*373*	*373*	*363*	*375*	*358*
1.25	*319*	*317*	*315*	*314*	*312*
1.00	*256*	*259*	*255*	*264*	*253*
0.75	*201*	*204*	*202*	*207*	*200*
0.50	*161*	*162*	*161*	*165*	*160*
0.25	*138*	*139*	*139*	*141*	*137*

Specifications:
Number of luminaires: n > 5
Wall height (m): 2.5
Angle of tilt: 30°
Offset from wall (m): 0.6
Luminaire spacing (m): 0.7

H (m)	Surface illumination (lux)				
	below the luminaire	between the luminaire	below the luminaire	between the luminaire	below the luminaire
2.25	*183*	*191*	*182*	*194*	*185*
2.00	*372*	*394*	*358*	*407*	*354*
1.75	*429*	*465*	*409*	*465*	*406*
1.50	*418*	*438*	*402*	*442*	*398*
1.25	*360*	*367*	*353*	*369*	*351*
1.00	*291*	*297*	*289*	*301*	*287*
0.75	*228*	*232*	*231*	*235*	*228*
0.50	*182*	*185*	*185*	*186*	*184*
0.25	*155*	*158*	*157*	*159*	*156*

Accessories

Model	Flat clip	Rotatable clip	Female terminal + wiring	Male terminal + cable
				
SLS1	SLS1-C1-BK	SLS1-C3-BK	SLS1-LS1-BK	SLS1-LS2-BK

Note: **All must be ordered separately.**

MTB DRIVER



Body Material	*Insulated Plastic Housing*
Load Voltage	*The MTB04D features 4 output ports, with a single-port voltage of 12VDC and adjustable corresponding load power via a switch. The MTB08D comes with 8 output ports, a single-port voltage of 3VDC, and its corresponding load power can also be adjusted via a switch.*
Net Weight	*0.2Kg*

Model Number

Drawing	Model	NO. of Ports	Drive	Finish
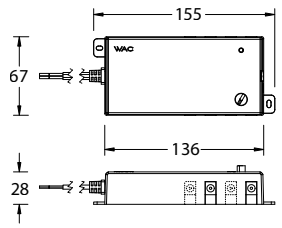	**MTB**	**04D** *4 Ports* **08D** *8 Ports*	**O** *On-board* **B** *Wireless + On-boardng*	**BK** *Black*

Example: MTB08D-O-BK

Electrical Wiring Schematic Diagram

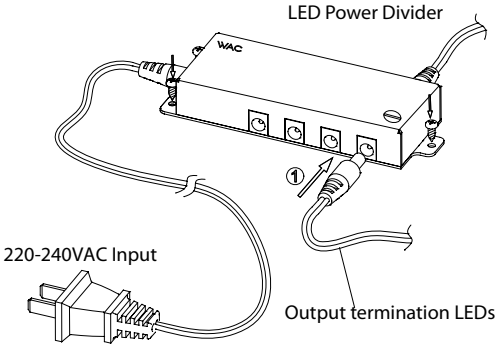

Precautions

- During installation, this product must be kept away from heat sources and used in conjunction with the LEDme II display cabinet lights.
- When using the dip switch to adjust the power of the MTB electrical appliance, ensure that the mains power is cut off.
- The quick-connect plug specification for the output terminal of the MTB electrical appliance is 5.5*2.0 DC. Do not connect it incorrectly, as this will cause damage.
- If the LED light connected to any output port of the MTB electrical appliance malfunctions, that output will be automatically turned off.
- If the LED light is connected directly without turning off the MTB electrical appliance, the port will automatically shut down the output to prevent damage to the light caused by instantaneous impact.
- If the LED light does not turn on when reconnected to the output terminal of the MTB electrical appliance, press the reset button to reset and turn it on.
- The MTB electrical appliance supports knob dimming (10%-100%). When choosing the wireless + knob 2-in-1 dimming function, a gateway must be purchased in advance and compatibility testing must be conducted.

Model	Description	Output	Dip Switch Adjustment	Compatible with lamps and fixtures
MTB04D-O-BK	Knob Dimming MTB Electrical Component	4 output channels, constant current 200mA-500mA. The dip switch is marked by power rating; the label indicates default 5W per channel.	500mA(6W) 400mA(5W) 350mA(4W) 200mA(2.5W)	ME/SR47FLM* (5W) ME/SR48WLM* (6W) SLIR3FLM-M* SLIR4FLM-M* SLIR5FLM-M* SLIR6FLM-M* SLIR8FLM-M*
MTB04D-B-BK	Knob + Wireless Dimming MTB Electrical Device			
MTB08D-O-BK	Knob Dimming MTB Electrical Component	8 output ports, constant current 350-1050mA Each port output: 1-3W (1W by default)	1050mA(3W) 700mA(2W) 500mA(1.5W) 350mA(1W)	SLIR3FLD-M* SLIR4FLD-M* SLIR6FLD-M* SLIR7FLD-M* SLIR8FLD-M* SLIR9FLD-M* ME/SR/PL45FLD-M* ME/SR/PL46FLD-M* ME/SR46WLD-M*
MTB08D-B-BK	Knob + Wireless Dimming MTB Electrical Device			

RECESSED CEILING LUMINAIRES

VOLTA 179

VOLTA ROUND DOWNLIGHT- DIRECTIONAL 181
VOLTA ROUND DOWNLIGHT TUNABLE 185
VOLTA ROUND DIRECTIONAL TUNABLE 189
VOLTA ROUND WALL WASHER 193
VOLTA SQUARE DOWNLIGHT - DIRECTIONAL 195
VOLTA SQUARE DOWNLIGHT TUNABLE 199
VOLTA SQUARE DIRECTIONAL TUNABLE 203
VOLTA SMART 207
VOLTA II ROUND DOWNLIGHT 209
VOLTA II ROUND DIRECTIONAL 213
VOLTA II SQUARE DOWNLIGHT 217
VOLTA II SQUARE DIRECTIONAL 221

PLANA PRO WALL WASHER 225

PLANA PRO WALL WASHER MONO 227
PLANA PRO WALL WASHER RGBW 231

AETHER 233

AETHER ROUND DOWNLIGHT-DIRECTIONAL 235
AETHER SQUARE DOWNLIGHT-DIRECTIONAL 239

ULTRA 243

ULTRA ROUND TRIM DOWNLIGHT-DIRECTIONAL 245
ULTRA ROUND TRIMLESS DOWNLIGHT-DIRECTIONAL 249
ULTRA SQUARE TRIM DOWNLIGHT-DIRECTIONAL 253
ULTRA SQUARE TRIMLESS DOWNLIGHT-DIRECTIONAL 257
ULTRA MULTIPLES SQUARE TRIM DOWNLIGHT-DIRECTIONAL 261
ULTRA MULTIPLES SQUARE TRIMLESS DOWNLIGHT-DIRECTIONAL 265
ULTRA MICRO AND ANTI-FOG 269
ULTRA MICRO AND ANTI-FOG 273

ELANA PRO 277

ELANA PRO ROUND TRIM DOWNLIGHT-DIRECTIONAL 279
ELANA PRO ROUND TRIMLESS DOWNLIGHT-DIRECTIONAL 281
ELANA PRO SQUARE TRIM DOWNLIGHT-DIRECTIONAL 283
ELANA PRO SQUARE TRIMLESS DOWNLIGHT-DIRECTIONAL 285
ELANA PRO MULTIPLE SQUARE TRIM DOWNLIGHT-DIRECTIONAL 287
ELANA PRO MULTIPLE SQUARE TRIMLESS DOWNLIGHT-DIRECTIONAL 289

BLOOM 291





Wuxi International Conference Center
Wuxi,Jiangsu Province



VOLTA

The VOLTA series is specially designed for the most challenging hospitality and commercial lighting applications. The upgraded heat sink technology, updated with the surround styles, helps enhance its thermal capabilities. VOLTA combines an understated design with robust high performance. Highly efficient and unobtrusive. The VOLTA Architectural Downlights offer a minimalist design with a straightforward look that ensures it can fit in with a lot of different design motifs and decors. It provides a high-lumen output with a slightly adjustable beam spread that can suit both high-end residential places or commercial settings. This durable and subtle design offers timeless appeal.



China National Convention Center Phase II
Beijing

VOLTA ROUND DOWNLIGHT- DIRECTIONAL



Body Material	*Die-cast aluminum*
Optical System	*Clear lens included+Honeycomb*
Finish	*Environmentally safe powder coat*
Adjustable Angle	*DDT11-LD02: 0°-360° horizontal rotation and -20°-20° vertical aiming tilt* *DDT11-LD05: 0°-25° vertical aiming tilt*
Accessories/Brackets	*Various optical accessories*
Cut Off Angle	*15°*

LED Options

	DLT01	DDT11-LD02	DDT11-LD05
LED Type	*High Power LED*	*High Power LED*	*High Power LED*
CRI	*90*	*90*	*90*
LED Color Consistency	*3 SDCM*	*3 SDCM*	*3 SDCM*
LED Color	*2700K/3000K/3500K/4000K*	*2700K/3000K/3500K/4000K*	*2700K/3000K/3500K/4000K/5000K*
LED Lifetime	*>50,000h-L70 / B10-Ta25℃ (LM-80/TM-21)*	*>50,000h-L70 / B10-Ta25℃ (LM-80/TM-21)*	*>50,000h-L70 / B10-Ta25℃ (LM-80/TM-21)*

Product Data

	DLT01	DDT11-LD02	DDT11-LD05
LED Power	*1W*	*2W*	*5W*
LED Lumen Output(3000K)	*100lm*	*175lm*	*500lm*
Cutout	*Ø18mm*	*Ø36mm*	*Ø36mm*
Ceiling Thickness	*1mm-15mm*	*1mm-15mm*	*1mm-15mm*
Finish Color	*White/Black*	*White/Black*	*White/Black*
Net Weight	*0.01Kg*	*0.1Kg*	*0.1Kg*

Product Light Peformance(System Lumens @3000K)

Model \ Beam		12°	15°	17°	24°	36°	50°	55°	60°
DLT01	**LD01**	/	/	41lm	37lm	27lm	/	/	63lm
DDT11	**LD02**	91lm	/	/	95lm	89lm	/	74lm	/
	LD05	/	274lm	/	235lm	218lm	184lm	/	/

Model Number

Drawing	Model	Size	Trim	LED Power	Driver	Beam	CCT	Reflector	Finish
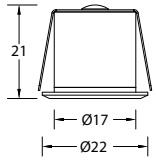	**DLT**	**0** *0.5"*	**1** *Round Trim*	**LD01** *LED 1W*	**T** *DMX512 Dimming 24V DC Power Supply* **M** *MTB driver* **N** *No Driver*	**1** *17°* **2** *24°* **3** *36°* **6** *60°*	**27** *2700K* **30** *3000K* **35** *3500K* **40** *4000K*	**W** *White* **B** *Black*	**WT** *White* **BK** *Black*

Example : DLT01-LD01N-230WWT
Note: Except for 60 °, all other Honeycomb standard Configurations.
"MTB"needs to be ordered separately and can't be directly connected to the mains power supply

Drawing	Model	Size	Trim	LED Power	Driver	Beam	CCT	Reflector	Finish
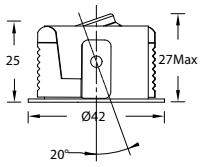	**DDT**	**1** *1"*	**1** *Round Trim*	**LD02** *LED 2W*	**E** *ON-OFF* **N** *No Driver*	**1** *12°* **2** *24°* **3** *36°* **5** *55°*	**27** *2700K* **30** *3000K* **35** *3500K* **40** *4000K*	**W** *White* **B** *Black*	**WT** *White* **BK** *Black*

Example : DDT11-LD02E-230WWT

Drawing	Model	Size	Trim	LED Power	Driver	Beam	CCT	Reflector	Finish
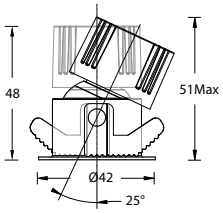	**DDT**	**1** *1"*	**1** *Round Trim*	**LD05** *LED 5W*	**E** *ON-OFF* **D** *0-10V Dimming* **A** *DALI* **N** *No Driver*	**1** *15°* **2** *24°* **3** *36°* **5** *50°*	**27** *2700K* **30** *3000K* **35** *3500K* **40** *4000K* **50** *5000K*	**W** *White* **B** *Black*	**WT** *White* **BK** *Black*

Example : DDT11-LD05E-230WWT

Light Distribution

DLT01

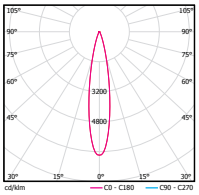

DLT01-LD01T-130WWT

0° Aiming Angle

D(M)	LUX	W	L
1	271	0.33	0.33
2	68	0.66	0.66
3	30	0.99	0.99
4	17	1.32	1.32

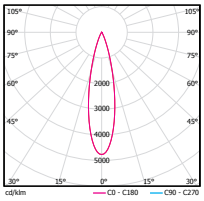

DLT01-LD01T-230WWT

0° Aiming Angle

D(M)	LUX	W	L
1	178	0.43	0.43
2	45	0.86	0.86
3	20	1.29	1.29
4	11	1.72	1.72

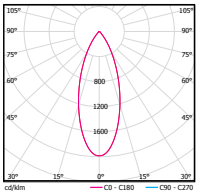

DLT01-LD01T-330WWT

0° Aiming Angle

D(M)	LUX	W	L
1	53	0.69	0.69
2	13	1.38	1.38
3	6	2.07	2.07
4	3	2.76	2.76

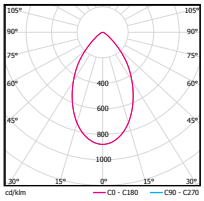

DLT01-LD01T-630WWT

0° Aiming Angle

D(M)	LUX	W	L
1	55	1.20	1.20
2	14	2.40	2.40
3	6	3.60	3.60
4	3	4.80	4.80

DDT11-LD02

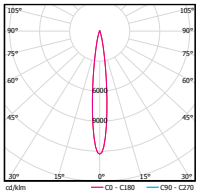

DDT11-LD02E-130WWT

0° Aiming Angle

D(M)	LUX	W	L
1	1122	0.23	0.23
2	281	0.46	0.46
3	125	0.69	0.69
4	70	0.92	0.92

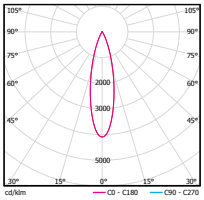

DDT11-LD02E-230WWT

0° Aiming Angle

D(M)	LUX	W	L
1	390	0.45	0.45
2	98	0.90	0.90
3	43	1.35	1.35
4	24	1.80	1.80

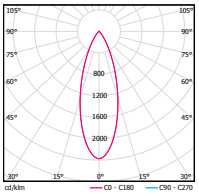

DDT11-LD02E-330WWT

0° Aiming Angle

D(M)	LUX	W	L
1	211	0.61	0.61
2	53	1.22	1.22
3	23	1.83	1.83
4	13	2.44	2.44

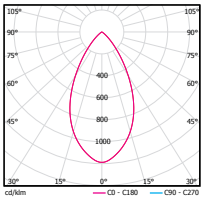

DDT11-LD02E-530WWT

0° Aiming Angle

D(M)	LUX	W	L
1	88	1.00	1.00
2	22	2.00	2.00
3	10	3.00	3.00
4	6	4.00	4.00

DDT11-LD05

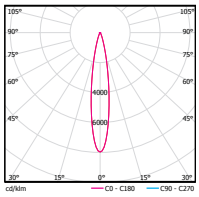

DDT11-LD05E-130WWT

0° Aiming Angle

D(M)	LUX	W	L
1	2185	0.30	0.30
2	546	0.60	0.60
3	243	0.90	0.90
4	137	1.20	1.20

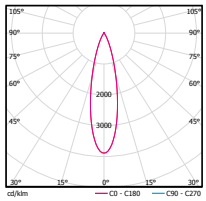

DDT11-LD05E-230WWT

0° Aiming Angle

D(M)	LUX	W	L
1	914	0.45	0.45
2	229	0.90	0.90
3	102	1.35	1.35
4	57	1.80	1.80

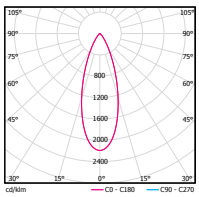

DDT11-LD05E-330WWT

0° Aiming Angle

D(M)	LUX	W	L
1	477	0.63	0.63
2	119	1.26	1.26
3	53	1.89	1.89
4	30	2.52	2.52

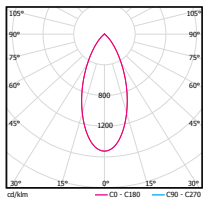

DDT11-LD05E-530WWT

0° Aiming Angle

D(M)	LUX	W	L
1	281	0.82	0.82
2	70	1.64	1.64
3	31	2.46	2.46
4	18	3.28	3.28



China National Convention Center Phase II
Beijing

VOLTA ROUND DOWNLIGHT TUNABLE



Body Material	*Die-cast aluminum*
Optical System	*Clear Lens included+Reflector*
Finish	*Environmentally safe powder coat*
Accessories/Brackets	*Various Optical Accessories*
Cut Off Angle	*30°*

LED Options

	DLT21	DLT31	DLT41	DLT51	DLT61
LED Type	*COB*	*COB*	*COB*	*COB)*	*COB*
CRI	*90*	*90*	*90*	*90*	*90*
LED Color Consistency	*3 SDCM*	*3 SDCM*	*3 SDCM*	*3 SDCM*	*3 SDCM*
LED Color	*2700K-6000K*	*2700K-6000K*	*2700K-6000K*	*2700K-6000K*	*2700K-6000K*
LED Lifetime	*>50,000h-L70 / B10-Ta25℃(LM-80/TM-21)*	*>50,000h-L70 / B10-Ta25℃(LM-80/TM-21)*	*>50,000h-L70 / B10-Ta25℃(LM-80/TM-21)*	*>50,000h-L70 / B10-Ta25℃(LM-80/TM-21)*	*>50,000h-L70 / B10-Ta25℃(LM-80/TM-21)*

Product Data

	DLT21	DLT31	DLT41	DLT51	DLT61
LED Wattage	*7W*	*13W*	*18W*	*25W*	*43W*
LED Lumen Output(3000K)	*700lm*	*1300lm*	*2000lm*	*2500lm*	*4500lm*
Cutout	*Ø55mm*	*Ø75mm*	*Ø100mm*	*Ø125mm*	*Ø150mm*
Ceiling Thickness	*1mm-15mm*	*1mm-15mm*	*1mm-20mm*	*1mm-25mm*	*1mm-30mm*
Finish Color	*White/Black*	*White/Black*	*White/Black*	*White/Black*	*White/Black*
Net Weight	*0.2Kg*	*0.35Kg*	*0.6Kg*	*1.0Kg*	*1.7Kg*

Product Light Peformance(Sysem Lumens @3000K)

Model / Beam		18°	24°	28°	36°	38°	50°
DLT21	**LM07**	*/*	*455lm*	*/*	*445lm*	*/*	*302lm*
DLT31	**LM13**	*935lm*	*/*	*1035lm*	*/*	*1024lm*	*677lm*
DLT41	**LM18**	*1349lm*	*/*	*1384lm*	*/*	*1421lm*	*1184lm*
DLT51	**LM25**	*2094lm*	*/*	*1967lm*	*/*	*2142lm*	*1830lm*
DLT61	**LM43**	*3254lm*	*/*	*3271lm*	*/*	*3367lm*	*3249lm*

Model Number

Drawing	Model	Size	Trim	LED Power	Driver	Beam	CCT	Reflector	Finish
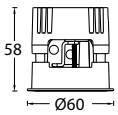	**DLT**	**2** *2"*	**1** *Round Trim (IP44 Aperture)*	**LM07** *COB 7W*	**N** *No Driver* **A** *DALI*	**2** *24°* **3** *36°* **5** *50°*	**CC** *2700K-6000K (Tunable)*	**B** *Black* **S** *Specular*	**WT** *White* **BK** *Black*

Example : DLT21-LM07N-2CCSWT

Drawing	Model	Size	Trim	LED Power	Driver	Beam	CCT	Reflector	Finish
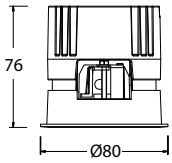	**DLT**	**3** *3"*	**1** *Round Trim (IP44 Aperture)*	**LM13** *COB 13W*	**N** *No Driver* **A** *DALI*	**1** *18°* **2** *28°* **3** *38°* **5** *50°*	**CC** *2700K-6000K (Tunable)*	**B** *Black* **S** *Specular*	**WT** *White* **BK** *Black*

Example : DLT31-LM13N-2CCSWT

Drawing	Model	Size	Trim	LED Power	Driver	Beam	CCT	Reflector	Finish
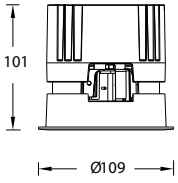	**DLT**	**4** *4"*	**1** *Round Trim (IP44 Aperture)*	**LM18** *COB 18W*	**N** *No Driver* **A** *DALI*	**1** *18°* **2** *28°* **3** *38°* **5** *50°*	**CC** *2700K-6000K (Tunable)*	**B** *Black* **S** *Specular*	**WT** *White* **BK** *Black*

Example : DLT41-LM13N-2CCSWT

Drawing	Model	Size	Trim	LED Power	Driver	Beam	CCT	Reflector	Finish
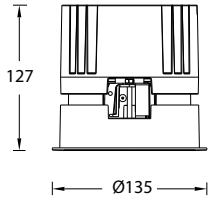	**DLT**	**5** *5"*	**1** *Round Trim (IP44 Aperture)*	**LM25** *COB 25W*	**N** *No Driver* **A** *DALI*	**1** *18°* **2** *28°* **3** *38°* **5** *50°*	**CC** *2700K-6000K (Tunable)*	**B** *Black* **S** *Specular*	**WT** *White* **BK** *Black*

Example : DLT51-LM18N-2CCSWT

Drawing	Model	Size	Trim	LED Power	Driver	Beam	CCT	Reflector	Finish
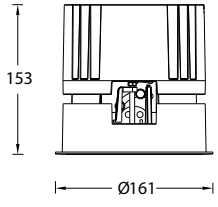	**DLT**	**6** *6"*	**1** *Round Trim (IP44 Aperture)*	**LM43** *COB 43W*	**N** *No Driver* **A** *DALI*	**1** *18°* **2** *28°* **3** *38°* **5** *50°*	**CC** *2700K-6000K (Tunable)*	**B** *Black* **S** *Specular*	**WT** *White* **BK** *Black*

Example : DLT61-LM32N-2CCSWT

Light Distribution

DLT21

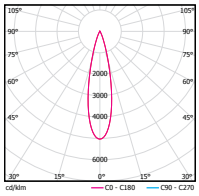

DLT21-LM07A-2CCSWT

0° Aiming Angle

D(M)	LUX	W	L
1	1992	0.4	0.4
2	498	0.8	0.8
3	221	1.3	1.3
4	125	1.7	1.7

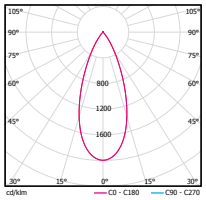

DLT21-LM07A-3CCSWT

0° Aiming Angle

D(M)	LUX	W	L
1	769	0.7	0.7
2	192	1.4	1.4
3	85	2.1	2.1
4	48	2.8	2.8

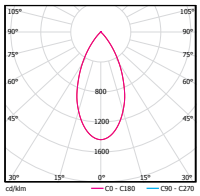

DLT21-LM07A-5CCSWT

0° Aiming Angle

D(M)	LUX	W	L
1	499	0.9	0.9
2	125	1.8	1.8
3	55	2.8	2.8
4	31	3.7	3.7

DLT31

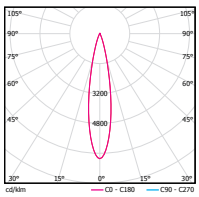

DLT31-LM13A-1CCSWT

0° Aiming Angle

D(M)	LUX	W	L
1	4588	0.3	0.3
2	1147	0.7	0.7
3	510	1.0	1.0
4	287	1.4	1.4

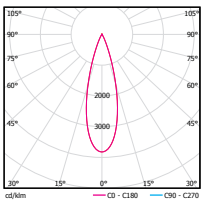

DLT31-LM13A-2CCSWT

0° Aiming Angle

D(M)	LUX	W	L
1	3976	0.5	0.5
2	994	1.0	1.0
3	442	1.5	1.5
4	249	2.1	2.1

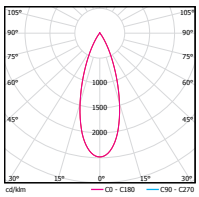

DLT31-LM13A-3CCSWT

0° Aiming Angle

D(M)	LUX	W	L
1	2309	0.6	0.6
2	577	1.3	1.3
3	257	1.9	1.9
4	144	2.6	2.6

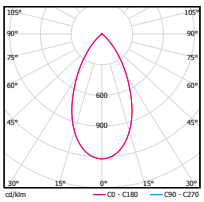

DLT31-LM13A-5CCSWT

0° Aiming Angle

D(M)	LUX	W	L
1	902	1.0	1.0
2	226	2.0	2.0
3	100	2.9	2.9
4	56	3.9	3.9

DLT41

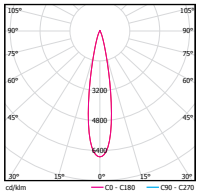

DLT41-LM18A-1CCSWT

0° Aiming Angle

D(M)	LUX	W	L
1	9081	0.3	0.3
2	2270	0.7	0.7
3	1009	1.0	1.0
4	568	1.4	1.4

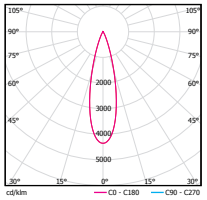

DLT41-LM18A-2CCSWT

0° Aiming Angle

D(M)	LUX	W	L
1	6025	0.5	0.5
2	1506	0.9	0.9
3	669	1.4	1.4
4	377	1.9	1.9

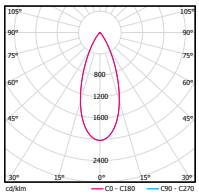

DLT41-LM18A-3CCSWT

0° Aiming Angle

D(M)	LUX	W	L
1	2871	0.7	0.7
2	718	1.4	1.4
3	319	2.2	2.2
4	179	2.9	2.9

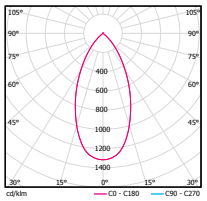

DLT41-LM18A-5CCSWT

0° Aiming Angle

D(M)	LUX	W	L
1	1558	0.9	0.9
2	390	1.9	1.9
3	173	2.8	2.8
4	97	3.7	3.7

Light Distribution

DLT51

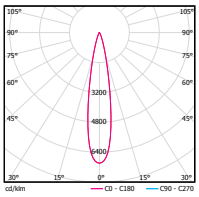

DLT51-LM18A-1CCSWT

0° Aiming Angle

D(M)	LUX	W	L
1	14632	0.3	0.3
2	3658	0.7	0.7
3	1626	1.0	1.0
4	915	1.3	1.3

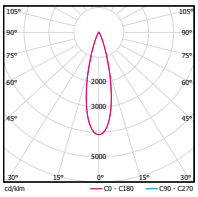

DLT51-LM18A-2CCSWT

0° Aiming Angle

D(M)	LUX	W	L
1	8073	0.5	0.5
2	2018	0.9	0.9
3	897	1.4	1.4
4	505	1.9	1.9

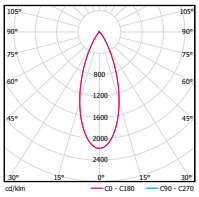

DLT51-LM18A-3CCSWT

0° Aiming Angle

D(M)	LUX	W	L
1	4668	0.7	0.7
2	1167	1.4	1.4
3	519	2.1	2.1
4	292	2.8	2.8

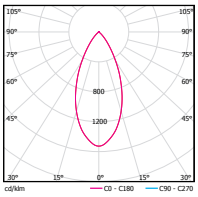

DLT51-LM18A-3CCSWT

0° Aiming Angle

D(M)	LUX	W	L
1	2797	0.9	0.9
2	699	1.8	1.8
3	311	2.7	2.7
4	175	3.5	3.5

DLT61

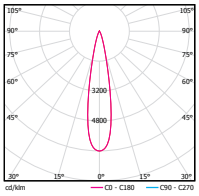

DLT61-LM43A-1CCSWT

0° Aiming Angle

D(M)	LUX	W	L
1	20859	0.3	0.3
2	5215	0.7	0.7
3	2318	1.0	1.0
4	1304	1.4	1.4

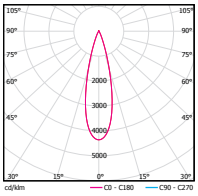

DLT61-LM43A-2CCSWT

0° Aiming Angle

D(M)	LUX	W	L
1	14257	0.5	0.5
2	3564	0.9	0.9
3	1584	1.4	1.4
4	891	1.9	1.9

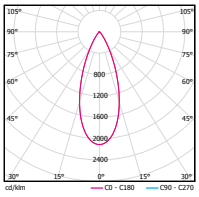

DLT61-LM43A-3CCSWT

0° Aiming Angle

D(M)	LUX	W	L
1	7111	0.7	0.7
2	1778	1.4	1.4
3	790	2.1	2.1
4	444	2.8	2.8

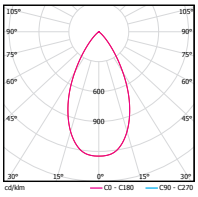

DLT61-LM43A-5CCSWT

0° Aiming Angle

D(M)	LUX	W	L
1	4052	1.0	1.0
2	1013	2.0	2.0
3	450	2.9	2.9
4	253	3.9	3.9

Accessories

Lenses/Filters

Model	Beam Elongator	Honeycomb
		
DLT21	LENS-DLT21-BEL	LENS-DLT21-HCL
DLT31	LENS-DLT31-BEL	LENS-DLT31-HCL
DLT41	LENS-DLT41-BEL	LENS-DLT41-HCL
DLT51	LENS-DLT51-BEL	LENS-DLT51-HCL
DLT61	LENS-DLT61-BEL	LENS-DLT61-HCL

Note: Only one piese accessory allowed and need to order separately

VOLTA ROUND DIRECTIONAL TUNABLE



Body Material	*Die-cast aluminum*
Optical System	*Clear Lens included+Reflector*
Finish	*Environmentally safe powder coat*
Adjustable Angle	*0°-25° vertical aiming tilt*
Accessories/Brackets	*Various Optical Accessories*
Cut Off Angle	*30°*

LED Options

	DDT21	DDT31	DDT41	DDT51	DDT61
LED Type	*COB*	*COB*	*COB*	*COB)*	*COB*
CRI	*90*	*90*	*90*	*90*	*90*
LED Color Consistency	*3 SDCM*	*3 SDCM*	*3 SDCM*	*3 SDCM*	*3 SDCM*
LED Color	*2700K-6000K*	*2700K-6000K*	*2700K-6000K*	*2700K-6000K*	*2700K-6000K*
LED Lifetime	*>50,000h-L70 / B10-Ta25°C(LM-80/TM-21)*	*>50,000h-L70 / B10-Ta25°C(LM-80/TM-21)*	*>50,000h-L70 / B10-Ta25°C(LM-80/TM-21)*	*>50,000h-L70 / B10-Ta25°C(LM-80/TM-21)*	*>50,000h-L70 / B10-Ta25°C(LM-80/TM-21)*

Product Data

	DDT21	DDT31	DDT41	DDT51	DDT61
LED Wattage	*7W*	*13W*	*18W*	*25W*	*43W*
LED Lumen Output(3000K)	*700lm*	*1300lm*	*2000lm*	*2500lm*	*4500lm*
Cutout	*Ø55mm*	*Ø75mm*	*Ø100mm*	*Ø125mm*	*Ø150mm*
Ceiling Thickness	*1mm-15mm*	*1mm-15mm*	*1mm-20mm*	*1mm-25mm*	*1mm-30mm*
Finish Color	*White/Black*	*White/Black*	*White/Black*	*White/Black*	*White/Black*
Net Weight	*0.2Kg*	*0.35Kg*	*0.6Kg*	*1.0Kg*	*1.7Kg*

Product Light Peformance(Sysem Lumens @3000K)

Model / Beam		18°	24°	28°	36°	38°	50°
DDT21	**LD07**	*/*	*455lm*	*/*	*445lm*	*/*	*302lm*
DDT31	**LM13**	*935lm*	*/*	*1035lm*	*/*	*1024lm*	*677lm*
DDT41	**LM18**	*1349lm*	*/*	*1384lm*	*/*	*1421lm*	*1184lm*
DDT51	**LM25**	*2094lm*	*/*	*1967lm*	*/*	*2142lm*	*1830lm*
DDT61	**LM43**	*3254lm*	*/*	*3271lm*	*/*	*3367lm*	*3249lm*

Model Number

Drawing	Model	Size		LED Power	Driver	Beam	CCT	Reflector	Finish
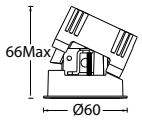	**DDT**	**2** *2"*	**1** *Round Trim (IP44 Aperture)*	**LM07** *COB 7W*	**N** *No Driver* **A** *DALI*	**2** *24°* **3** *36°* **5** *50°*	**CC** *2700K-6000K (Tunable)*	**B** *Black* **S** *Specular*	**WT** *White* **BK** *Black*

Example : DDT21-LM07N-2CCSWT

Drawing	Model	Size	Trim	LED Power	Driver	Beam	CCT	Reflector	Finish
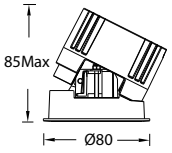	**DDT**	**3** *3"*	**1** *Round Trim (IP44 Aperture)*	**LM13** *COB 13W*	**N** *No Driver* **A** *DALI*	**1** *18°* **2** *28°* **3** *38°* **5** *50°*	**CC** *2700K-6000K (Tunable)*	**B** *Black* **S** *Specular*	**WT** *White* **BK** *Black*

Example : DDT31-LM13N-2CCSWT

Drawing	Model	Size	Trim	LED Power	Driver	Beam	CCT	Reflector	Finish
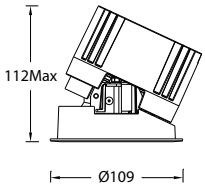	**DDT**	**4** *4"*	**1** *Round Trim (IP44 Aperture)*	**LM18** *COB 18W*	**N** *No Driver* **A** *DALI*	**1** *18°* **2** *28°* **3** *38°* **5** *50°*	**CC** *2700K-6000K (Tunable)*	**B** *Black* **S** *Specular*	**WT** *White* **BK** *Black*

Example : DDT41-LM13N-2CCSWT

Drawing	Model	Size	Trim	LED Power	Driver	Beam	CCT	Reflector	Finish
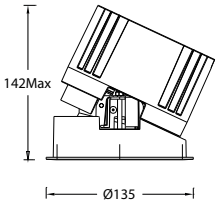	**DDT**	**5** *5"*	**1** *Round Trim (IP44 Aperture)*	**LM25** *COB 25W*	**N** *No Driver* **A** *DALI*	**1** *18°* **2** *28°* **3** *38°* **5** *50°*	**CC** *2700K-6000K (Tunable)*	**B** *Black* **S** *Specular*	**WT** *White* **BK** *Black*

Example : DDT51-LM18N-2CCSWT

Drawing	Model	Size	Trim	LED Power	Driver	Beam	CCT	Reflector	Finish
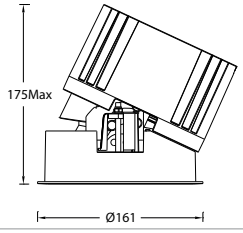	**DDT**	**6** *6"*	**1** *Round Trim (IP44 Aperture)*	**LM43** *COB 43W*	**N** *No Driver* **A** *DALI*	**1** *18°* **2** *28°* **3** *38°* **5** *50°*	**CC** *2700K-6000K (Tunable)*	**B** *Black* **S** *Specular*	**WT** *White* **BK** *Black*

Example : DDT61-LM32N-2CCSWT

Light Distribution

DDT21

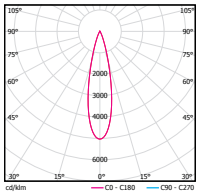

DDT21-LM07A-2CCSWT

0º Aiming Angle

D(M)	LUX	W	L
1	1992	0.4	0.4
2	498	0.8	0.8
3	221	1.3	1.3
4	125	1.7	1.7

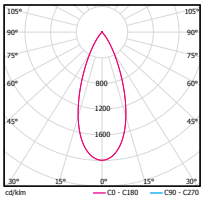

DDT21-LM07A-3CCSWT

0º Aiming Angle

D(M)	LUX	W	L
1	769	0.7	0.7
2	192	1.4	1.4
3	85	2.1	2.1
4	48	2.8	2.8

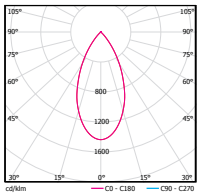

DDT21-LM07A-5CCSWT

0º Aiming Angle

D(M)	LUX	W	L
1	499	0.9	0.9
2	125	1.8	1.8
3	55	2.8	2.8
4	31	3.7	3.7

DDT31

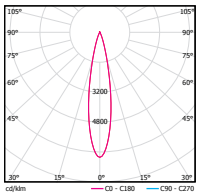

DDT31-LM13A-1CCSWT

0º Aiming Angle

D(M)	LUX	W	L
1	4588	0.3	0.3
2	1147	0.7	0.7
3	510	1.0	1.0
4	287	1.4	1.4

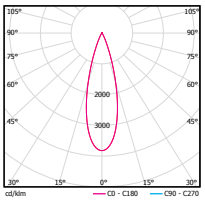

DDT31-LM13A-2CCSWT

0º Aiming Angle

D(M)	LUX	W	L
1	3976	0.5	0.5
2	994	1.0	1.0
3	442	1.5	1.5
4	249	2.1	2.1

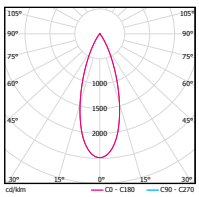

DDT31-LM13A-3CCSWT

0º Aiming Angle

D(M)	LUX	W	L
1	2309	0.6	0.6
2	577	1.3	1.3
3	257	1.9	1.9
4	144	2.6	2.6

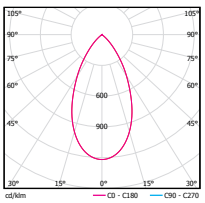

DDT31-LM13A-5CCSWT

0º Aiming Angle

D(M)	LUX	W	L
1	902	1.0	1.0
2	226	2.0	2.0
3	100	2.9	2.9
4	56	3.9	3.9

DDT41

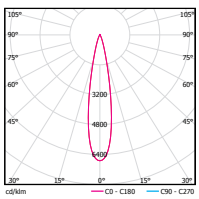

DDT41-LM18A-1CCSWT

0º Aiming Angle

D(M)	LUX	W	L
1	9081	0.3	0.3
2	2270	0.7	0.7
3	1009	1.0	1.0
4	568	1.4	1.4

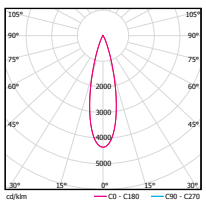

DDT41-LM18A-2CCSWT

0º Aiming Angle

D(M)	LUX	W	L
1	6025	0.5	0.5
2	1506	0.9	0.9
3	669	1.4	1.4
4	377	1.9	1.9

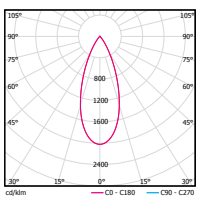

DDT41-LM18A-3CCSWT

0º Aiming Angle

D(M)	LUX	W	L
1	2871	0.7	0.7
2	718	1.4	1.4
3	319	2.2	2.2
4	179	2.9	2.9

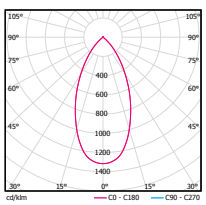

DDT41-LM18A-5CCSWT

0º Aiming Angle

D(M)	LUX	W	L
1	1558	0.9	0.9
2	390	1.9	1.9
3	173	2.8	2.8
4	97	3.7	3.7

Light Distribution

DDT51

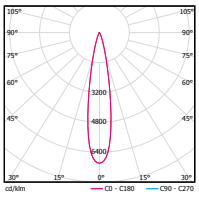

DDT51-LM18A-1CCSWT

0° Aiming Angle

D(M)	LUX	W	L
1	14632	0.3	0.3
2	3658	0.7	0.7
3	1626	1.0	1.0
4	915	1.3	1.3

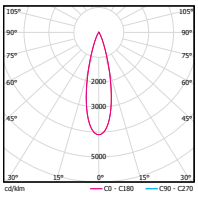

DDT51-LM18A-2CCSWT

0° Aiming Angle

D(M)	LUX	W	L
1	8073	0.5	0.5
2	2018	0.9	0.9
3	897	1.4	1.4
4	505	1.9	1.9

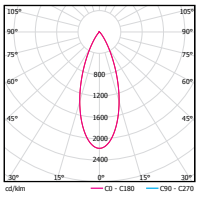

DDT51-LM18A-3CCSWT

0° Aiming Angle

D(M)	LUX	W	L
1	4668	0.7	0.7
2	1167	1.4	1.4
3	519	2.1	2.1
4	292	2.8	2.8

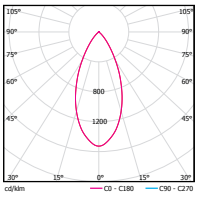

DDT51-LM18A-3CCSWT

0° Aiming Angle

D(M)	LUX	W	L
1	2797	0.9	0.9
2	699	1.8	1.8
3	311	2.7	2.7
4	175	3.5	3.5

DDT61

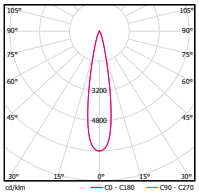

DDT61-LM43A-1CCSWT

0° Aiming Angle

D(M)	LUX	W	L
1	20859	0.3	0.3
2	5215	0.7	0.7
3	2318	1.0	1.0
4	1304	1.4	1.4

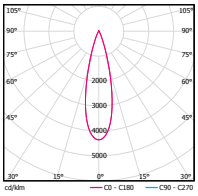

DDT61-LM43A-2CCSWT

0° Aiming Angle

D(M)	LUX	W	L
1	14257	0.5	0.5
2	3564	0.9	0.9
3	1584	1.4	1.4
4	891	1.9	1.9

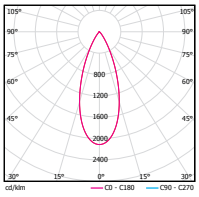

DDT61-LM43A-3CCSWT

0° Aiming Angle

D(M)	LUX	W	L
1	7111	0.7	0.7
2	1778	1.4	1.4
3	790	2.1	2.1
4	444	2.8	2.8

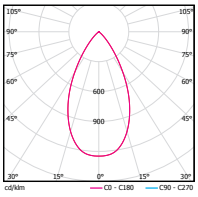

DDT61-LM43A-5CCSWT

0° Aiming Angle

D(M)	LUX	W	L
1	4052	1.0	1.0
2	1013	2.0	2.0
3	450	2.9	2.9
4	253	3.9	3.9

Accessories

Lenses/Filters

Model	Beam Elongator	Honeycomb
		
DDT21	LENS-DLT21-BEL	LENS-DLT21-HCL
DDT31	LENS-DDT31-BEL	LENS-DDT31-HCL
DDT41	LENS-DDT41-BEL	LENS-DDT41-HCL
DDT51	LENS-DDT51-BEL	LENS-DDT51-HCL
DDT61	LENS-DDT61-BEL	LENS-DDT61-HCL

Note: Only one piese accessory allowed and need to order separately

VOLTA ROUND WALL WASHER



Body Material	*Die-cast aluminum*
Optical System	*Wall Washer optical system*
Finish	*Environmentally safe powder coat*
Accessories/Brackets	*Various optical accessories*

LED Options

	DWT31	DWT41
LED Type	*COB*	*COB*
CRI	*90*	*90*
LED Color Consistency	*3 SDCM*	*3 SDCM*
LED Color	*2700K/3000K/3500K/4000K/5000K*	*2700K/3000K/3500K/4000K/5000K*
LED Lifetime	*>50,000h-L70 / B10-Ta25℃ (LM-80/TM-21)*	*>50,000h-L70 / B10-Ta25℃ (LM-80/TM-21)*

Product Data

	DWT31	DWT41
LED Power	*7W/10W/13W*	*13W/18W*
LED Lumen Output(3000K)	*800lm/1150lm/1495lm*	*1465lm/1975lm*
Cutout	*Ø75mm*	*Ø100mm*
Ceiling Thickness	*1mm-15mm*	*1mm-20mm*
Finish Color	*White/Black*	*White/Black*
Net Weight	*0.4Kg*	*0.7Kg*

Product Light Peformance(System Lumens @3000K)

Model	Beam	Wall Washer
DWT31	**LM07**	*345lm*
	LM10	*496lm*
	LM13	*645lm*
DWT41	**LM13**	*759lm*
	LM18	*1079lm*

Model Number

Drawing	Model	Size	Trim	LED Power	Driver	Beam	CCT	Reflector	Finish
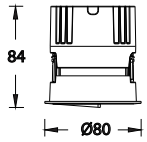	**DWT**	**3** *3"*	**1** *Round Trim*	**LM07** *COB 7W* **LM10** *COB 10W* **LM13** *COB 13W*	**E** *ON-OFF* **D** *0-10V Dimming*	**W** *Wall Washer*	**27** *2700K* **30** *3000K* **35** *3500K* **40** *4000K* **50** *5000K*	**W** *White*	**WT** *White*
	DWT	**3** *3"*	**1** *Round Trim*	**LM13** *COB 13W*	**A** *DALI* **N** *No Driver*	**W** *Wall Washer*	**27** *2700K* **30** *3000K* **35** *3500K* **40** *4000K* **50** *5000K*	**B** *Black*	**BK** *Black*

Example : DWT31-LM10E-W30BWT

Drawing	Model	Size	Trim	LED Power	Driver	Beam	CCT	Reflector	Finish
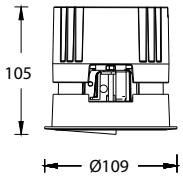	**DWT**	**4** *4"*	**1** *Round Trim*	**LM13** *COB 13W* **LM18** *COB 18W*	**E** *ON-OFF* **D** *0-10V Dimming*	**W** *Wall Washer*	**27** *2700K* **30** *3000K* **35** *3500K* **40** *4000K* **50** *5000K*	**W** *White*	**WT** *White*
	DWT	**4** *4"*	**1** *Round Trim*	**LM18** *COB 18W*	**A** *DALI* **N** *No Driver*	**W** *Wall Washer*	**27** *2700K* **30** *3000K* **35** *3500K* **40** *4000K* **50** *5000K*	**B** *Black*	**BK** *Black*

Example : DWT41-LM18E-W30BWT

Light Distribution

DWT31-LM13D-W30BWT

Specifications:

Wall height (m): *3*

Offset from Wall (m): *1*

Luminaire spacing (m): *1*

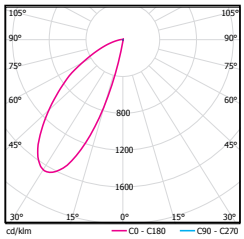

H (m)	Surface illumination (lux)				
	below the luminaire	between the luminaire	below the luminaire	between the luminaire	below the luminaire
2.85	*38*	*44*	*45*	*45*	*37*
2.55	*152*	*174*	*175*	*173*	*152*
2.25	*255*	*288*	*289*	*287*	*253*
1.95	*260*	*299*	*301*	*299*	*257*
1.65	*218*	*258*	*260*	*258*	*217*
1.35	*164*	*203*	*206*	*203*	*165*
1.05	*119*	*153*	*156*	*153*	*120*
0.75	*85*	*112*	*115*	*112*	*85*
0.45	*60*	*80*	*83*	*80*	*60*
0.15	*45*	*60*	*62*	*60*	*44*

DWT41-LM18E-W30SWT

Specifications:

Wall height (m): *3*

Offset from Wall (m): *1*

Luminaire spacing (m): *1*

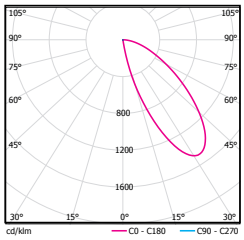

H (m)	Surface illumination (lux)				
	below the luminaire	between the luminaire	below the luminaire	between the luminaire	below the luminaire
2.85	*134*	*135*	*136*	*134*	*133*
2.55	*393*	*365*	*397*	*364*	*393*
2.25	*572*	*526*	*577*	*526*	*573*
1.95	*589*	*574*	*595*	*575*	*590*
1.65	*489*	*498*	*495*	*499*	*490*
1.35	*366*	*374*	*373*	*374*	*367*
1.05	*259*	*262*	*266*	*262*	*260*
0.75	*178*	*179*	*184*	*179*	*179*
0.45	*122*	*123*	*127*	*123*	*122*
0.15	*84*	*85*	*88*	*85*	*84*

VOLTA SQUARE DOWNLIGHT - DIRECTIONAL



Body Material	*Die-cast aluminum*
Optical System	*Clear lens included+Honeycomb*
Finish	*Environmentally safe powder coat*
Adjustable Angle	*DDT15-LD02: 0°-360° horizontal rotation and -20°-20° vertical aiming tilt* *DDT15-LD05: 0°-25° vertical aiming tilt*
Accessories/Brackets	*Various optical accessories*
Cut Off Angle	*15°*

LED Options

	DLT05	DDT15-LD02	DDT15-LD05
LED Type	*High Power LED*	*High Power LED*	*High Power LED*
CRI	*90*	*90*	*90*
LED Color Consistency	*3 SDCM*	*3 SDCM*	*3 SDCM*
LED Color	*2700K/3000K/3500K/4000K*	*2700K/3000K/3500K/4000K*	*2700K/3000K/3500K/4000K/5000K*
LED Lifetime	*>50,000h-L70 / B10-Ta25℃ (LM-80/TM-21)*	*>50,000h-L70 / B10-Ta25℃ (LM-80/TM-21)*	*>50,000h-L70 / B10-Ta25℃ (LM-80/TM-21)*

Product Data

	DLT05	DDT15-LD02	DDT15-LD05
LED Power	*1W*	*2W*	*5W*
LED Lumen Output(3000K)	*100lm*	*175lm*	*500lm*
Cutout	*Ø18mm*	*Ø36mm*	*Ø36mm*
Ceiling Thickness	*1mm-15mm*	*1mm-15mm*	*1mm-15mm*
Finish Color	*White/Black*	*White/Black*	*White/Black*
Net Weight	*0.01Kg*	*0.1Kg*	*0.1Kg*

Product Light Peformance(System Lumens @3000K)

Model \ Beam		12°	15°	17°	24°	36°	50°	55°	60°
DLT05	**LD01**	/	/	*41lm*	*37lm*	*27lm*	/	/	*63lm*
DDT15	**LD02**	*91lm*	/	/	*95lm*	*89lm*	/	*74lm*	/
	LD05	/	*274lm*	/	*235lm*	*218lm*	*184lm*	/	/

Model Number

Drawing	Model	Size	Trim	LED Power	Driver	Beam	CCT	Reflector	Finish
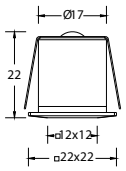	**DLT**	**0** *0.5"*	**5** *Square Trim*	**LD01** *LED 1W*	**T** *DMX512 Dimming 24V DC Power Supply* **M** *MTB driver* **N** *No Driver*	**1** *17°* **2** *24°* **3** *36°* **6** *60°*	**27** *2700K* **30** *3000K* **35** *3500K* **40** *4000K*	**W** *White* **B** *Black*	**WT** *White* **BK** *Black*

Example : DLT05-LD01N-230WWT
Note: Except for 60 °, all other Honeycomb standard Configurations.
"MTB"needs to be ordered separately and can't be directly connected to the mains power supply

Drawing	Model	Size	Trim	LED Power	Driver	Beam	CCT	Reflector	Finish
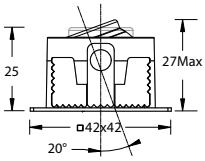	**DDT**	**1** *1"*	**5** *Square Trim*	**LD02** *LED 2W*	**E** *ON-OFF* **N** *No Driver*	**1** *12°* **2** *24°* **3** *36°* **5** *55°*	**27** *2700K* **30** *3000K* **35** *3500K* **40** *4000K*	**W** *White* **B** *Black*	**WT** *White* **BK** *Black*

Example : DDT15-LD02E-230WWT

Drawing	Model	Size	Trim	LED Power	Driver	Beam	CCT	Reflector	Finish
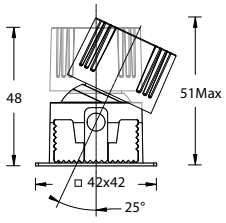	**DDT**	**1** *1"*	**5** *Square Trim*	**LD05** *LED 5W*	**E** *ON-OFF* **D** *0-10V Dimming* **A** *DALI* **N** *No Driver*	**1** *15°* **2** *24°* **3** *36°* **5** *50°*	**27** *2700K* **30** *3000K* **35** *3500K* **40** *4000K* **50** *5000K*	**W** *White* **B** *Black*	**WT** *White* **BK** *Black*

Example : DDT15-LD05E-230WWT

Light Distribution

DLT05

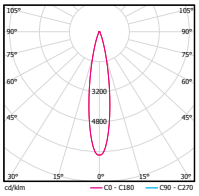

DLT05-LD01T-130WWT

0° Aiming Angle

D(M)	LUX	W	L
1	271	0.33	0.33
2	68	0.66	0.66
3	30	0.99	0.99
4	17	1.32	1.32

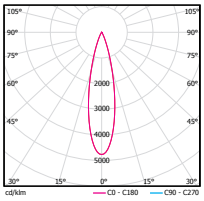

DLT05-LD01T-230WWT

0° Aiming Angle

D(M)	LUX	W	L
1	178	0.43	0.43
2	45	0.86	0.86
3	20	1.29	1.29
4	11	1.72	1.72

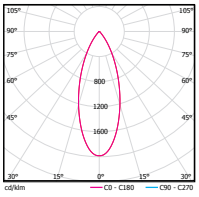

DLT05-LD01T-330WWT

0° Aiming Angle

D(M)	LUX	W	L
1	53	0.69	0.69
2	13	1.38	1.38
3	6	2.07	2.07
4	3	2.76	2.76

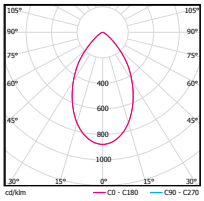

DLT05-LD01T-630WWT

0° Aiming Angle

D(M)	LUX	W	L
1	55	1.20	1.20
2	14	2.40	2.40
3	6	3.60	3.60
4	3	4.80	4.80

DDT15-LD02

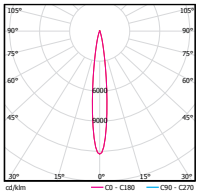

DDT15-LD02E-130WWT

0° Aiming Angle

D(M)	LUX	W	L
1	1122	0.23	0.23
2	281	0.46	0.46
3	125	0.69	0.69
4	70	0.92	0.92

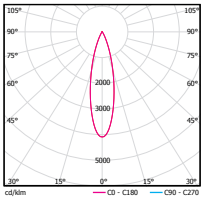

DDT15-LD02E-230WWT

0° Aiming Angle

D(M)	LUX	W	L
1	390	0.45	0.45
2	98	0.90	0.90
3	43	1.35	1.35
4	24	1.80	1.80

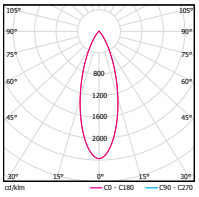

DDT15-LD02E-330WWT

0° Aiming Angle

D(M)	LUX	W	L
1	211	0.61	0.61
2	53	1.22	1.22
3	23	1.83	1.83
4	13	2.44	2.44

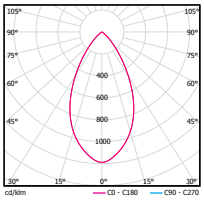

DDT15-LD02E-530WWT

0° Aiming Angle

D(M)	LUX	W	L
1	88	1.00	1.00
2	22	2.00	2.00
3	10	3.00	3.00
4	6	4.00	4.00

DDT15-LD05

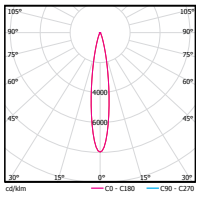

DDT15-LD05E-130WWT

0° Aiming Angle

D(M)	LUX	W	L
1	2185	0.30	0.30
2	546	0.60	0.60
3	243	0.90	0.90
4	137	1.20	1.20

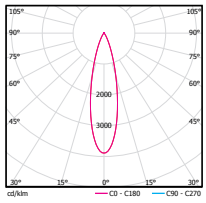

DDT15-LD05E-230WWT

0° Aiming Angle

D(M)	LUX	W	L
1	914	0.45	0.45
2	229	0.90	0.90
3	102	1.35	1.35
4	57	1.80	1.80

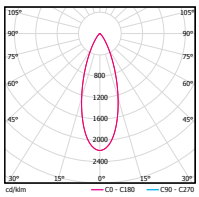

DDT15-LD05E-330WWT

0° Aiming Angle

D(M)	LUX	W	L
1	477	0.63	0.63
2	119	1.26	1.26
3	53	1.89	1.89
4	30	2.52	2.52

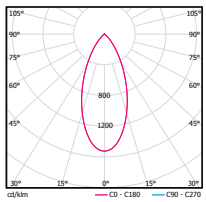

DDT15-LD05E-530WWT

0° Aiming Angle

D(M)	LUX	W	L
1	281	0.82	0.82
2	70	1.64	1.64
3	31	2.46	2.46
4	18	3.28	3.28



The Beijing Conference Center
Beijing

VOLTA SQUARE DOWNLIGHT TUNABLE



Body Material	*Die-cast aluminum*
Optical System	*Clear Lens included+Reflector*
Finish	*Environmentally safe powder coat*
Accessories/Brackets	*Various Optical Accessories*
Cut Off Angle	*30°*

LED Options

	DLT25	DLT35	DLT45	DLT55	DLT65
LED Type	*COB*	*COB*	*COB*	*COB)*	*COB*
CRI	*90*	*90*	*90*	*90*	*90*
LED Color Consistency	*3 SDCM*	*3 SDCM*	*3 SDCM*	*3 SDCM*	*3 SDCM*
LED Color	*2700K-6000K*	*2700K-6000K*	*2700K-6000K*	*2700K-6000K*	*2700K-6000K*
LED Lifetime	*>50,000h-L70 / B10-Ta25°C(LM-80/TM-21)*	*>50,000h-L70 / B10-Ta25°C(LM-80/TM-21)*	*>50,000h-L70 / B10-Ta25°C(LM-80/TM-21)*	*>50,000h-L70 / B10-Ta25°C(LM-80/TM-21)*	*>50,000h-L70 / B10-Ta25°C(LM-80/TM-21)*

Product Data

	DLT25	DLT35	DLT45	DLT55	DLT65
LED Wattage	*7W*	*13W*	*18W*	*25W*	*43W*
LED Lumen Output(3000K)	*700lm*	*1300lm*	*2000lm*	*2500lm*	*4500lm*
Cutout	*Ø55mm*	*Ø75mm*	*Ø100mm*	*Ø125mm*	*Ø150mm*
Ceiling Thickness	*1mm-15mm*	*1mm-15mm*	*1mm-20mm*	*1mm-25mm*	*1mm-30mm*
Finish Color	*White/Black*	*White/Black*	*White/Black*	*White/Black*	*White/Black*
Net Weight	*0.2Kg*	*0.35Kg*	*0.6Kg*	*1.0Kg*	*1.7Kg*

Product Light Peformance(Sysem Lumens @3000K)

Model / Beam		18°	24°	28°	36°	38°	50°
DLT25	**LD07**	/	*455lm*	/	*445lm*	/	*302lm*
DLT35	**LM13**	*935lm*	/	*1035lm*	/	*1024lm*	*677lm*
DLT45	**LM18**	*1349lm*	/	*1384lm*	/	*1421lm*	*1184lm*
DLT55	**LM25**	*2094lm*	/	*1967lm*	/	*2142lm*	*1830lm*
DLT65	**LM43**	*3254lm*	/	*3271lm*	/	*3367lm*	*3249lm*

Model Number

Drawing	Model	Size		LED Power	Driver	Beam	CCT	Reflector	Finish
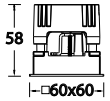	**DLT**	**2** *2"*	**5** *Square Trim (IP44 Aperture)*	**LM07** *COB 7W*	**N** *No Driver* **A** *DALI*	**2** *24°* **3** *36°* **5** *50°*	**CC** *2700K-6000K (Tunable)*	**B** *Black* **S** *Specular*	**WT** *White* **BK** *Black*

Example : DLT25-LM07N-2CCSWT

Drawing	Model	Size	Trim	LED Power	Driver	Beam	CCT	Reflector	Finish
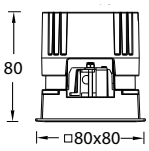	**DLT**	**3** *3"*	**5** *Square Trim (IP44 Aperture)*	**LM13** *COB 13W*	**N** *No Driver* **A** *DALI*	**1** *18°* **2** *28°* **3** *38°* **5** *50°*	**CC** *2700K-6000K (Tunable)*	**B** *Black* **S** *Specular*	**WT** *White* **BK** *Black*

Example : DLT35-LM13N-2CCSWT

Drawing	Model	Size	Trim	LED Power	Driver	Beam	CCT	Reflector	Finish
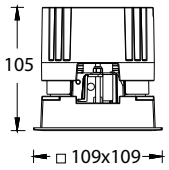	**DLT**	**4** *4"*	**5** *Square Trim (IP44 Aperture)*	**LM18** *COB 18W*	**N** *No Driver* **A** *DALI*	**1** *18°* **2** *28°* **3** *38°* **5** *50°*	**CC** *2700K-6000K (Tunable)*	**B** *Black* **S** *Specular*	**WT** *White* **BK** *Black*

Example : DLT45-LM13N-2CCSWT

Drawing	Model	Size	Trim	LED Power	Driver	Beam	CCT	Reflector	Finish
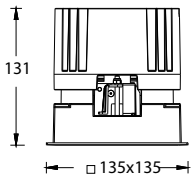	**DLT**	**5** *5"*	**5** *Square Trim (IP44 Aperture)*	**LM25** *COB 25W*	**N** *No Driver* **A** *DALI*	**1** *18°* **2** *28°* **3** *38°* **5** *50°*	**CC** *2700K-6000K (Tunable)*	**B** *Black* **S** *Specular*	**WT** *White* **BK** *Black*

Example : DLT55-LM18N-2CCSWT

Drawing	Model	Size	Trim	LED Power	Driver	Beam	CCT	Reflector	Finish
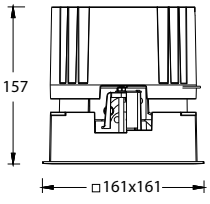	**DLT**	**6** *6"*	**5** *Square Trim (IP44 Aperture)*	**LM43** *COB 43W*	**N** *No Driver* **A** *DALI*	**1** *18°* **2** *28°* **3** *38°* **5** *50°*	**CC** *2700K-6000K (Tunable)*	**B** *Black* **S** *Specular*	**WT** *White* **BK** *Black*

Example : DLT65-LM32N-2CCSWT

Light Distribution

DLT25

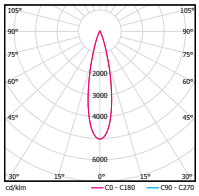

DLT25-LM07A-2CCSWT

0° Aiming Angle

D(M)	LUX	W	L
1	1992	0.4	0.4
2	498	0.8	0.8
3	221	1.3	1.3
4	125	1.7	1.7

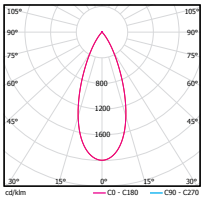

DLT25-LM07A-3CCSWT

0° Aiming Angle

D(M)	LUX	W	L
1	769	0.7	0.7
2	192	1.4	1.4
3	85	2.1	2.1
4	48	2.8	2.8

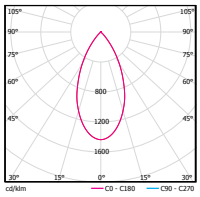

DLT25-LM07A-5CCSWT

0° Aiming Angle

D(M)	LUX	W	L
1	499	0.9	0.9
2	125	1.8	1.8
3	55	2.8	2.8
4	31	3.7	3.7

DLT35

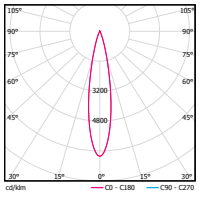

DLT35-LM13A-1CCSWT

0° Aiming Angle

D(M)	LUX	W	L
1	4588	0.3	0.3
2	1147	0.7	0.7
3	510	1.0	1.0
4	287	1.4	1.4

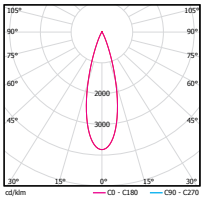

DLT35-LM13A-2CCSWT

0° Aiming Angle

D(M)	LUX	W	L
1	3976	0.5	0.5
2	994	1.0	1.0
3	442	1.5	1.5
4	249	2.1	2.1

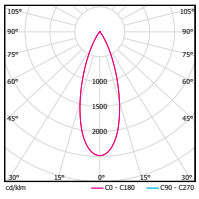

DLT35-LM13A-3CCSWT

0° Aiming Angle

D(M)	LUX	W	L
1	2309	0.6	0.6
2	577	1.3	1.3
3	257	1.9	1.9
4	144	2.6	2.6

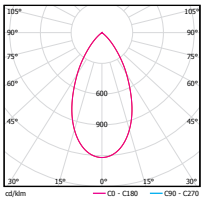

DLT35-LM13A-5CCSWT

0° Aiming Angle

D(M)	LUX	W	L
1	902	1.0	1.0
2	226	2.0	2.0
3	100	2.9	2.9
4	56	3.9	3.9

DLT45

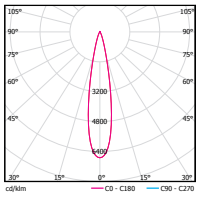

DLT45-LM18A-1CCSWT

0° Aiming Angle

D(M)	LUX	W	L
1	9081	0.3	0.3
2	2270	0.7	0.7
3	1009	1.0	1.0
4	568	1.4	1.4

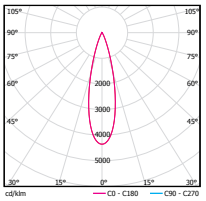

DLT45-LM18A-2CCSWT

0° Aiming Angle

D(M)	LUX	W	L
1	6025	0.5	0.5
2	1506	0.9	0.9
3	669	1.4	1.4
4	377	1.9	1.9

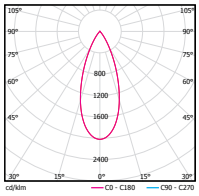

DLT45-LM18A-3CCSWT

0° Aiming Angle

D(M)	LUX	W	L
1	2871	0.7	0.7
2	718	1.4	1.4
3	319	2.2	2.2
4	179	2.9	2.9

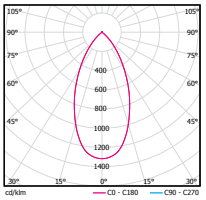

DLT45-LM18A-5CCSWT

0° Aiming Angle

D(M)	LUX	W	L
1	1558	0.9	0.9
2	390	1.9	1.9
3	173	2.8	2.8
4	97	3.7	3.7

Light Distribution

DLT55

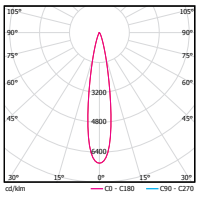

DLT55-LM18A-1CCSWT

0° Aiming Angle

D(M)	LUX	W	L
1	14632	0.3	0.3
2	3658	0.7	0.7
3	1626	1.0	1.0
4	915	1.3	1.3

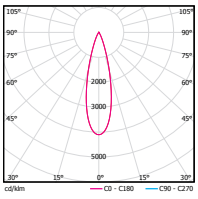

DLT55-LM18A-2CCSWT

0° Aiming Angle

D(M)	LUX	W	L
1	8073	0.5	0.5
2	2018	0.9	0.9
3	897	1.4	1.4
4	505	1.9	1.9

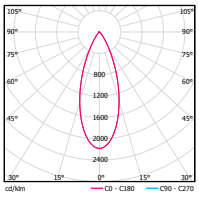

DLT55-LM18A-3CCSWT

0° Aiming Angle

D(M)	LUX	W	L
1	4668	0.7	0.7
2	1167	1.4	1.4
3	519	2.1	2.1
4	292	2.8	2.8

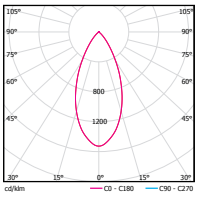

DLT55-LM18A-3CCSWT

0° Aiming Angle

D(M)	LUX	W	L
1	2797	0.9	0.9
2	699	1.8	1.8
3	311	2.7	2.7
4	175	3.5	3.5

DLT65

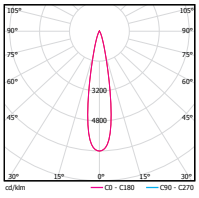

DLT65-LM43A-1CCSWT

0° Aiming Angle

D(M)	LUX	W	L
1	20859	0.3	0.3
2	5215	0.7	0.7
3	2318	1.0	1.0
4	1304	1.4	1.4

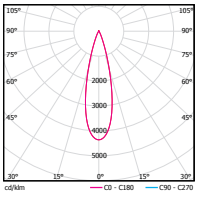

DLT65-LM43A-2CCSWT

0° Aiming Angle

D(M)	LUX	W	L
1	14257	0.5	0.5
2	3564	0.9	0.9
3	1584	1.4	1.4
4	891	1.9	1.9

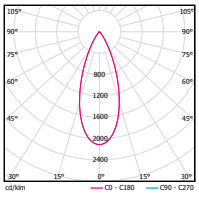

DLT65-LM43A-3CCSWT

0° Aiming Angle

D(M)	LUX	W	L
1	7111	0.7	0.7
2	1778	1.4	1.4
3	790	2.1	2.1
4	444	2.8	2.8

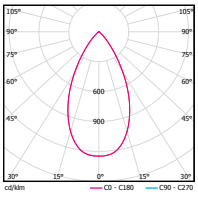

DLT65-LM43A-5CCSWT

0° Aiming Angle

D(M)	LUX	W	L
1	4052	1.0	1.0
2	1013	2.0	2.0
3	450	2.9	2.9
4	253	3.9	3.9

Accessories

Lenses/Filters

Model	Beam Elongator	Honeycomb
		
DLT25	LENS-DLT21-BEL	LENS-DLT21-HCL
DLT35	LENS-DLT31-BEL	LENS-DLT31-HCL
DLT45	LENS-DLT41-BEL	LENS-DLT41-HCL
DLT55	LENS-DLT51-BEL	LENS-DLT51-HCL
DLT65	LENS-DLT61-BEL	LENS-DLT61-HCL

Note: Only one piese accessory allowed and need to order separately

VOLTA SQUARE DIRECTIONAL TUNABLE





Body Material	*Die-cast aluminum*
Optical System	*Clear Lens included+Reflector*
Finish	*Environmentally safe powder coat*
Adjustable Angle	*0°-25° vertical aiming tilt*
Accessories/Brackets	*Various Optical Accessories*
Cut Off Angle	*30°*

LED Options

	DDT25	DDT35	DDT45	DDT55	DDT65
LED Type	*High Power LED*	*COB*	*COB*	*COB)*	*COB*
CRI	*90*	*90*	*90*	*90*	*90*
LED Color Consistency	*3 SDCM*	*3 SDCM*	*3 SDCM*	*3 SDCM*	*3 SDCM*
LED Color	*2700K-6000K*	*2700K-6000K*	*2700K-6000K*	*2700K-6000K*	*2700K-6000K*
LED Lifetime	*>50,000h-L70 / B10-Ta25°C(LM-80/TM-21)*	*>50,000h-L70 / B10-Ta25°C(LM-80/TM-21)*	*>50,000h-L70 / B10-Ta25°C(LM-80/TM-21)*	*>50,000h-L70 / B10-Ta25°C(LM-80/TM-21)*	*>50,000h-L70 / B10-Ta25°C(LM-80/TM-21)*

Product Data

	DDT25	DDT35	DDT45	DDT55	DDT65
LED Wattage	*7W*	*13W*	*18W*	*25W*	*43W*
LED Lumen Output(3000K)	*700lm*	*1300lm*	*2000lm*	*2500lm*	*4500lm*
Cutout	*Ø55mm*	*Ø75mm*	*Ø100mm*	*Ø125mm*	*Ø150mm*
Ceiling Thickness	*1mm-15mm*	*1mm-15mm*	*1mm-20mm*	*1mm-25mm*	*1mm-30mm*
Finish Color	*White/Black*	*White/Black*	*White/Black*	*White/Black*	*White/Black*
Net Weight	*0.2Kg*	*0.35Kg*	*0.6Kg*	*1.0Kg*	*1.7Kg*

Product Light Peformance(Sysem Lumens @3000K)

Model / Beam		18°	24°	28°	36°	38°	50°
DDT25	**LD07**	*/*	*455lm*	*/*	*445lm*	*/*	*302lm*
DDT35	**LM13**	*935lm*	*/*	*1035lm*	*/*	*1024lm*	*677lm*
DDT45	**LM18**	*1349lm*	*/*	*1384lm*	*/*	*1421lm*	*1184lm*
DDT55	**LM25**	*2094lm*	*/*	*1967lm*	*/*	*2142lm*	*1830lm*
DDT65	**LM43**	*3254lm*	*/*	*3271lm*	*/*	*3367lm*	*3249lm*

Model Number

Drawing	Model	Size		LED Power	Driver	Beam	CCT	Reflector	Finish
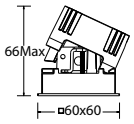	**DDT**	**2** *2"*	**5** *Square Trim (IP44 Aperture)*	**LM07** *COB 7W*	**N** *No Driver* **A** *DALI*	**2** *24°* **3** *36°* **5** *50°*	**CC** *2700K-6000K (Tunable)*	**B** *Black* **S** *Specular*	**WT** *White* **BK** *Black*

Example : DDT25-LM07N-2CCSWT

Drawing	Model	Size	Trim	LED Power	Driver	Beam	CCT	Reflector	Finish
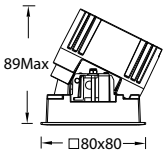	**DDT**	**3** *3"*	**5** *Square Trim (IP44 Aperture)*	**LM13** *COB 13W*	**N** *No Driver* **A** *DALI*	**1** *18°* **2** *28°* **3** *38°* **5** *50°*	**CC** *2700K-6000K (Tunable)*	**B** *Black* **S** *Specular*	**WT** *White* **BK** *Black*

Example : DDT35-LM13N-2CCSWT

Drawing	Model	Size	Trim	LED Power	Driver	Beam	CCT	Reflector	Finish
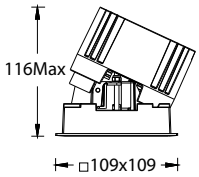	**DDT**	**4** *4"*	**5** *Square Trim (IP44 Aperture)*	**LM18** *COB 18W*	**N** *No Driver* **A** *DALI*	**1** *18°* **2** *28°* **3** *38°* **5** *50°*	**CC** *2700K-6000K (Tunable)*	**B** *Black* **S** *Specular*	**WT** *White* **BK** *Black*

Example : DDT45-LM13N-2CCSWT

Drawing	Model	Size	Trim	LED Power	Driver	Beam	CCT	Reflector	Finish
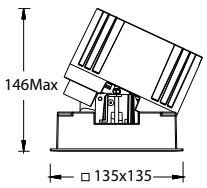	**DDT**	**5** *5"*	**5** *Square Trim (IP44 Aperture)*	**LM25** *COB 25W*	**N** *No Driver* **A** *DALI*	**1** *18°* **2** *28°* **3** *38°* **5** *50°*	**CC** *2700K-6000K (Tunable)*	**B** *Black* **S** *Specular*	**WT** *White* **BK** *Black*

Example : DDT55-LM18N-2CCSWT

Drawing	Model	Size	Trim	LED Power	Driver	Beam	CCT	Reflector	Finish
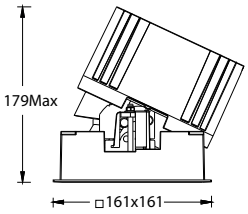	**DDT**	**6** *6"*	**5** *Square Trim (IP44 Aperture)*	**LM43** *COB 43W*	**N** *No Driver* **A** *DALI*	**1** *18°* **2** *28°* **3** *38°* **5** *50°*	**CC** *2700K-6000K (Tunable)*	**B** *Black* **S** *Specular*	**WT** *White* **BK** *Black*

Example : DDT65-LM32N-2CCSWT

Light Distribution

DDT25

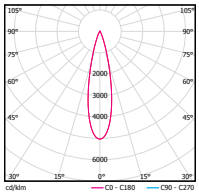

DDT25-LM07A-2CCSWT

0° Aiming Angle

D(M)	LUX	W	L
1	1992	0.4	0.4
2	498	0.8	0.8
3	221	1.3	1.3
4	125	1.7	1.7

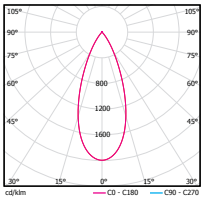

DDT25-LM07A-3CCSWT

0° Aiming Angle

D(M)	LUX	W	L
1	769	0.7	0.7
2	192	1.4	1.4
3	85	2.1	2.1
4	48	2.8	2.8

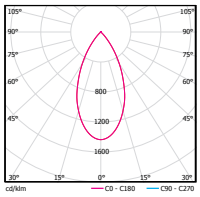

DDT25-LM07A-5CCSWT

0° Aiming Angle

D(M)	LUX	W	L
1	499	0.9	0.9
2	125	1.8	1.8
3	55	2.8	2.8
4	31	3.7	3.7

DDT35

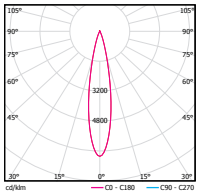

DDT35-LM13A-1CCSWT

0° Aiming Angle

D(M)	LUX	W	L
1	4588	0.3	0.3
2	1147	0.7	0.7
3	510	1.0	1.0
4	287	1.4	1.4

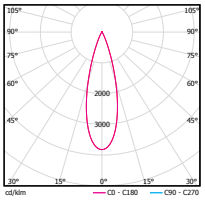

DDT35-LM13A-2CCSWT

0° Aiming Angle

D(M)	LUX	W	L
1	3976	0.5	0.5
2	994	1.0	1.0
3	442	1.5	1.5
4	249	2.1	2.1

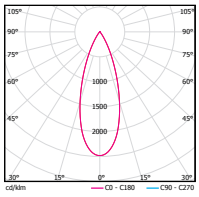

DDT35-LM13A-3CCSWT

0° Aiming Angle

D(M)	LUX	W	L
1	2309	0.6	0.6
2	577	1.3	1.3
3	257	1.9	1.9
4	144	2.6	2.6

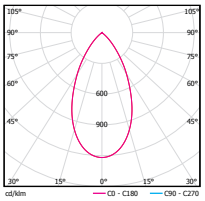

DDT35-LM13A-5CCSWT

0° Aiming Angle

D(M)	LUX	W	L
1	902	1.0	1.0
2	226	2.0	2.0
3	100	2.9	2.9
4	56	3.9	3.9

DDT45

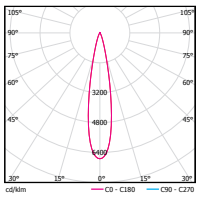

DDT45-LM18A-1CCSWT

0° Aiming Angle

D(M)	LUX	W	L
1	9081	0.3	0.3
2	2270	0.7	0.7
3	1009	1.0	1.0
4	568	1.4	1.4

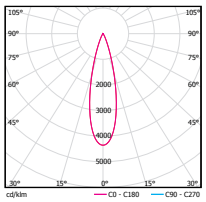

DDT45-LM18A-2CCSWT

0° Aiming Angle

D(M)	LUX	W	L
1	6025	0.5	0.5
2	1506	0.9	0.9
3	669	1.4	1.4
4	377	1.9	1.9

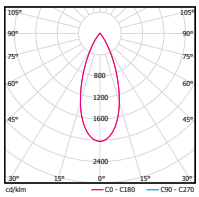

DDT45-LM18A-3CCSWT

0° Aiming Angle

D(M)	LUX	W	L
1	2871	0.7	0.7
2	718	1.4	1.4
3	319	2.2	2.2
4	179	2.9	2.9

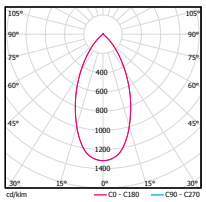

DDT45-LM18A-5CCSWT

0° Aiming Angle

D(M)	LUX	W	L
1	1558	0.9	0.9
2	390	1.9	1.9
3	173	2.8	2.8
4	97	3.7	3.7

Light Distribution

DDT55

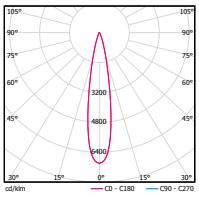

DDT55-LM18A-1CCSWT

0° Aiming Angle

D(M)	LUX	W	L
1	14632	0.3	0.3
2	3658	0.7	0.7
3	1626	1.0	1.0
4	915	1.3	1.3

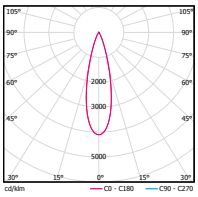

DDT55-LM18A-2CCSWT

0° Aiming Angle

D(M)	LUX	W	L
1	8073	0.5	0.5
2	2018	0.9	0.9
3	897	1.4	1.4
4	505	1.9	1.9

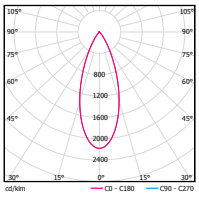

DDT55-LM18A-3CCSWT

0° Aiming Angle

D(M)	LUX	W	L
1	4668	0.7	0.7
2	1167	1.4	1.4
3	519	2.1	2.1
4	292	2.8	2.8

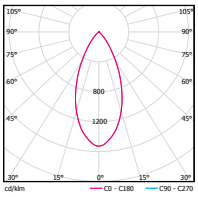

DDT55-LM18A-3CCSWT

0° Aiming Angle

D(M)	LUX	W	L
1	2797	0.9	0.9
2	699	1.8	1.8
3	311	2.7	2.7
4	175	3.5	3.5

DDT65

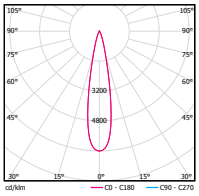

DDT65-LM43A-1CCSWT

0° Aiming Angle

D(M)	LUX	W	L
1	20859	0.3	0.3
2	5215	0.7	0.7
3	2318	1.0	1.0
4	1304	1.4	1.4

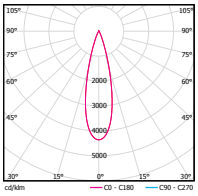

DDT65-LM43A-2CCSWT

0° Aiming Angle

D(M)	LUX	W	L
1	14257	0.5	0.5
2	3564	0.9	0.9
3	1584	1.4	1.4
4	891	1.9	1.9

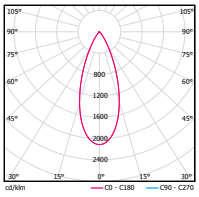

DDT65-LM43A-3CCSWT

0° Aiming Angle

D(M)	LUX	W	L
1	7111	0.7	0.7
2	1778	1.4	1.4
3	790	2.1	2.1
4	444	2.8	2.8

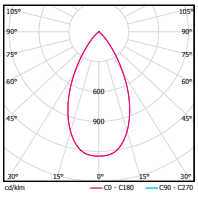

DDT65-LM43A-5CCSWT

0° Aiming Angle

D(M)	LUX	W	L
1	4052	1.0	1.0
2	1013	2.0	2.0
3	450	2.9	2.9
4	253	3.9	3.9

Accessories

Lenses/Filters

Model	Beam Elongator	Honeycomb
		
DDT25	LENS-DLT21-BEL	LENS-DLT21-HCL
DDT35	LENS-DDT31-BEL	LENS-DDT31-HCL
DDT45	LENS-DDT41-BEL	LENS-DDT41-HCL
DDT55	LENS-DDT51-BEL	LENS-DDT51-HCL
DDT65	LENS-DDT61-BEL	LENS-DDT61-HCL

Note: Only one piese accessory allowed and need to order separately

VOLTA SMART



Body Material	*Die-cast aluminum*
Optical System	*Clear lens included+Honeycomb*
Finish	*Environmentally safe powder coat*
Adjustable Angle	*0°-355° horizontal rotation and 0°-30° vertical aiming tilt*
Accessories/Brackets	*Remote Controller*
Cut Off Angle	*15°*

LED Options

	DDT69
LED Type	*High Power LED(7°)/COB(10°/24°/36°)*
CRI	*90*
LED Color Consistency	*3 SDCM*
LED Color	*2700K/3000K/3500K/4000K/5000K*
LED Lifetime	*>50,000h-L70 / B10- Ta25℃ (LM-80/TM-21)*

Product Data

	DDT69
LED Power	*20W/30W*
LED Lumen Output(3000K)	*2250lm/3350lm*
Cutout	*Ø160mm*
Ceiling Thickness	*1mm-25mm*
Finish Color	*White/Black*
Net Weight	*2.6Kg*

Product Light Peformance(System CBCP @3000K)

Model \ Beam		7°	10°	24°	36°	15°-40°
DDT69	**LM20**	*25735cd*	*27692cd*	*10831cd*	*5737cd*	*MIN 14382cd-MAX 2559cd*
	LM30	*34818cd*	*38323cd*	*14988cd*	*7912cd*	*MIN 19458cd-MAX 3070cd*

Model Number

Drawing	Model	Size	Trim	LED Power	Driver	Beam	CCT	Reflector	Finish
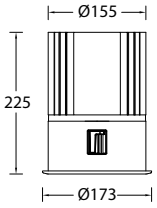	**DDT**	**6** *6"*	**9** *Round Trim*	**LM20** *LED 20W* **LM30** *LED 30W*	**B** *APP* **G** *Remote Control* **D** *0-10V+Remote Control* **M** *DMX512+Remote Control* **W** *DMX512*	**S** *7°* **1** *10°* **2** *24°* **3** *36°* **F** *15°-40°*	**27** *2700K* **30** *3000K* **35** *3500K* **40** *4000K* **50** *5000K*	**W** *White* **B** *Black*	**WT** *White* **BK** *Black*

Example: DDT69-LM20G-130WWT
Note: Honeycomb standard Configurations.

Light Distribution

DDT69

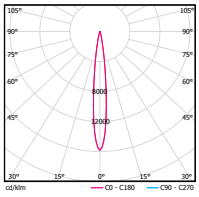

DDT69-LM30G-127WWT

0° Aiming Angle

D(M)	LUX	W	L
1	30436	0.21	0.21
2	7609	0.42	0.42
3	3382	0.63	0.63
4	1902	0.84	0.84

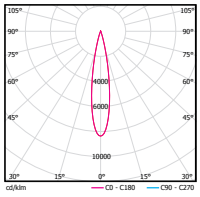

DDT69-LM30G-227WWT

0° Aiming Angle

D(M)	LUX	W	L
1	15844	0.33	0.33
2	3961	0.66	0.66
3	1760	0.99	0.99
4	990	1.32	1.32

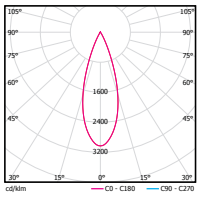

DDT69-LM30G-327WWT

0° Aiming Angle

D(M)	LUX	W	L
1	5344	0.61	0.61
2	1336	1.22	1.22
3	594	1.83	1.83
4	334	2.44	2.44

Accessories

Model	Remote Controller
	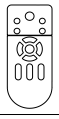
DDT69	PAD-DDT69-WT

Note: The handheld remote controller needs to be ordered separately. The maximum number of matching luminaires is 10, and the maximum distance is 10 meters. Please refer to the installation manual for details.

VOLTA II ROUND DOWNLIGHT



Body Material	*Die-cast aluminum*
Optical System	*Clear lens included+Reflector*
Finish	*Environmentally safe powder coat*
Accessories/Brackets	*Various optical accessories*
Cut Off Angle	*30°*

LED Options

	DLT31	DLT41	DLT51	DLT61
LED Type	*COB*	*COB/High Power LED(LD08)*	*COB/High Power LED(LD24)*	*COB/High Power LED(LD32)*
CRI	*90*	*90*	*90*	*90*
LED Color Consistency	*3 SDCM*	*3 SDCM*	*3 SDCM*	*3 SDCM*
LED Color	*2700K/3000K/3500K/4000K/5000K*	*2700K/3000K/3500K/4000K/5000K*	*2700K/3000K/3500K/4000K/5000K*	*2700K/3000K/3500K/4000K/5000K*
LED Lifetime	*>50,000h-L70 / B10-Ta25℃ (LM-80/TM-21)*	*>50,000h-L70 / B10-Ta25℃ (LM-80/TM-21)*	*>50,000h-L70 / B10-Ta25℃ (LM-80/TM-21)*	*>50,000h-L70 / B10-Ta25℃ (LM-80/TM-21)*

Product Data

	DLT31	DLT41	DLT51	DLT61
LED Power	*7W/10W/13W*	*8W/13W/18W*	*18W/24W/25W/32W*	*32W/43W*
LED Lumen Output(3000K)	*1200lm/1500lm/1965lm*	*720lm/2100lm/3000lm*	*3050lm/2160lm/4000lm/5000lm*	*4800lm/6800lm*
Cutout	*Ø75mm*	*Ø100mm*	*Ø125mm*	*Ø150mm*
Ceiling Thickness	*1mm-15mm*	*1mm-20mm*	*1mm-25mm*	*1mm-30mm*
Finish Color	*White/Black*	*White/Black*	*White/Black*	*White/Black*
Net Weight	*0.35Kg*	*0.6Kg*	*1.0Kg*	*1.7Kg*

Product Light Peformance(System Lumens @3000K)

Model	Beam	8°	15°	24°	36°	50°	55°
DLT31	**LM07**	/	*784lm*	*748lm*	*820lm*	/	*702lm*
	LM10	/	*980lm*	*935lm*	*1025lm*	/	*877lm*
	LM13	/	*1284lm*	*1225lm*	*1343lm*	/	*1149lm*
DLT41	**LD08**	*375lm*	/	/	/	/	/
	LM13	/	*1180lm*	*1438lm*	*1530lm*	*1423lm*	/
	LM18	/	*1679lm*	*2046lm*	*2176lm*	*2025lm*	/
DLT51	**LM18**	/	*2239lm*	*2495lm*	*2416lm*	*2265lm*	/
	LD24	*1125lm*	/	/	/	/	/
	LM25	/	*2939lm*	*3274lm*	*3171lm*	*2972lm*	/
	LM32	/	*3661lm*	*4080lm*	*3951lm*	*3703lm*	/
DLT61	**LD32**	*1500lm*	/	/	/	/	/
	LM32	/	*4134lm*	*4285lm*	*4236lm*	*4027lm*	/
	LM43	/	*5370lm*	*5566lm*	*5503lm*	*5231lm*	/

Model Number

Drawing	Model	Size	Trim	LED Power	Driver	Beam	CCT	Reflector	Finish
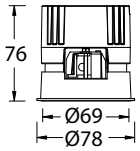	**DLT**	**3** *3"*	**1** *Round Trim*	**LM07** *COB 7W* **LM10** *COB 10W* **LM13** *COB 13W*	**E** *ON-OFF* **D** *0-10V Dimming*	**1** *15°* **2** *24°* **3** *36°* **5** *55°*	**27** *2700K* **30** *3000K* **35** *3500K* **40** *4000K* **50** *5000K*	**B** *Black* **S** *Specular*	**WT** *White* **BK** *Black*
	DLT	**3** *3"*	**1** *Round Trim*	**LM13** *COB 13W*	**N** *No Driver* **A** *DALI*	**1** *15°* **2** *24°* **3** *36°* **5** *55°*	**27** *2700K* **30** *3000K* **35** *3500K* **40** *4000K* **50** *5000K*	**B** *Black* **S** *Specular*	**WT** *White* **BK** *Black*

Example : DLT31-LM10-E230SWT

Drawing	Model	Size	Trim	LED Power	Driver	Beam	CCT	Reflector	Finish
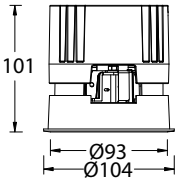	**DLT**	**4** *4"*	**1** *Round Trim*	**LD08** *LED 8W*	**E** *ON-OFF* **D** *0-10V Dimming*	**S** *8°*	**27** *2700K* **30** *3000K* **35** *3500K* **40** *4000K* **50** *5000K*	**B** *Black* **S** *Specular*	**WT** *White* **BK** *Black*
	DLT	**4** *4"*	**1** *Round Trim*	**LM13** *COB 13W* **LM18** *COB 18W*	**E** *ON-OFF* **D** *0-10V Dimming*	**1** *15°* **2** *24°* **3** *36°* **5** *50°*	**27** *2700K* **30** *3000K* **35** *3500K* **40** *4000K* **50** *5000K*	**B** *Black* **S** *Specular*	**WT** *White* **BK** *Black*
	DLT	**4** *4"*	**1** *Round Trim*	**LM18** *COB 18W*	**N** *No Driver* **A** *DALI*	**1** *15°* **2** *24°* **3** *36°* **5** *50°*	**27** *2700K* **30** *3000K* **35** *3500K* **40** *4000K* **50** *5000K*	**B** *Black* **S** *Specular*	**WT** *White* **BK** *Black*

Example : DLT41-LM18-E230SWT

Drawing	Model	Size	Trim	LED Power	Driver	Beam	CCT	Reflector	Finish
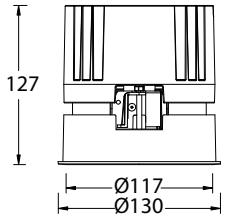	**DLT**	**5** *5"*	**1** *Round Trim*	**LD24** *LED 24W*	**E** *ON-OFF* **D** *0-10V Dimming*	**S** *8°*	**27** *2700K* **30** *3000K* **35** *3500K* **40** *4000K* **50** *5000K*	**B** *Black* **S** *Specular*	**WT** *White* **BK** *Black*
	DLT	**5** *5"*	**1** *Round Trim*	**LM18** *COB 18W* **LM25** *COB 25W* **LM32** *COB 32W*	**E** *ON-OFF* **D** *0-10V Dimming*	**1** *15°* **2** *24°* **3** *36°* **5** *50°*	**27** *2700K* **30** *3000K* **35** *3500K* **40** *4000K* **50** *5000K*	**B** *Black* **S** *Specular*	**WT** *White* **BK** *Black*
	DLT	**5** *5"*	**1** *Round Trim*	**LM32** *COB 32W*	**N** *No Driver* **A** *DALI*	**1** *15°* **2** *24°* **3** *36°* **5** *50°*	**27** *2700K* **30** *3000K* **35** *3500K* **40** *4000K* **50** *5000K*	**B** *Black* **S** *Specular*	**WT** *White* **BK** *Black*

Example : DLT51-LM25-E230SWT

Drawing	Model	Size	Trim	LED Power	Driver	Beam	CCT	Reflector	Finish
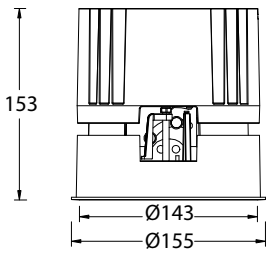	**DLT**	**6** *6"*	**1** *Round Trim*	**LD32** *LED 32W*	**E** *ON-OFF* **D** *0-10V Dimming*	**S** *8°*	**27** *2700K* **30** *3000K* **35** *3500K* **40** *4000K* **50** *5000K*	**B** *Black* **S** *Specular*	**WT** *White* **BK** *Black*
	DLT	**6** *6"*	**1** *Round Trim*	**LM32** *COB 32W* **LM43** *COB 43W*	**E** *ON-OFF* **D** *0-10V Dimming*	**1** *15°* **2** *24°* **3** *36°* **5** *50°*	**27** *2700K* **30** *3000K* **35** *3500K* **40** *4000K* **50** *5000K*	**B** *Black* **S** *Specular*	**WT** *White* **BK** *Black*
	DLT	**6** *6"*	**1** *Round Trim*	**LM43** *COB 43W*	**N** *No Driver* **A** *DALI*	**1** *15°* **2** *24°* **3** *36°* **5** *50°*	**27** *2700K* **30** *3000K* **35** *3500K* **40** *4000K* **50** *5000K*	**B** *Black* **S** *Specular*	**WT** *White* **BK** *Black*

Example : DLT61-LM43-E230SWT

Light Distribution

DLT31

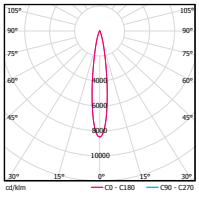

DLT31-LM10-E130SWT

0° Aiming Angle

D(M)	LUX	W	L
1	7141	0.28	0.28
2	1785	0.56	0.56
3	793	0.84	0.84
4	446	1.12	1.12

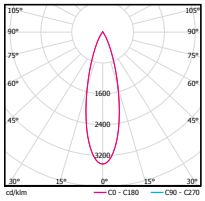

DLT31-LM10-E230SWT

0° Aiming Angle

D(M)	LUX	W	L
1	4034	0.50	0.50
2	1009	1.00	1.00
3	448	1.50	1.50
4	252	2.00	2.00

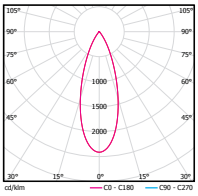

DLT31-LM10-E330SWT

0° Aiming Angle

D(M)	LUX	W	L
1	2390	0.63	0.63
2	598	1.26	1.26
3	266	1.89	1.89
4	149	2.52	2.52

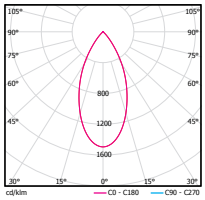

DLT31-LM10-E530SWT

0° Aiming Angle

D(M)	LUX	W	L
1	1256	0.88	0.88
2	314	1.76	1.76
3	140	2.64	2.64
4	79	3.52	3.52

DLT41

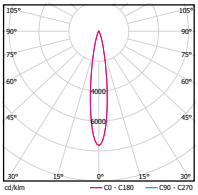

DLT41-LM18-E130SWT

0° Aiming Angle

D(M)	LUX	W	L
1	19295	0.3	0.3
2	4824	0.6	0.6
3	2144	0.9	0.9
4	1206	1.2	1.2

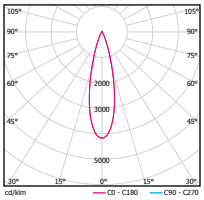

DLT41-LM18-E230SWT

0° Aiming Angle

D(M)	LUX	W	L
1	8945	0.5	0.5
2	2236	0.9	0.9
3	994	1.4	1.4
4	559	1.8	1.8

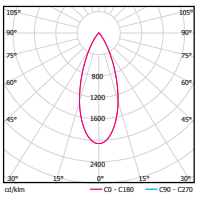

DLT41-LM18-E330SWT

0° Aiming Angle

D(M)	LUX	W	L
1	5323	0.7	0.7
2	1331	1.4	1.4
3	591	2.1	2.1
4	333	2.8	2.8

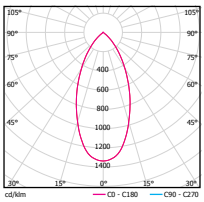

DLT41-LM18-E530SWT

0° Aiming Angle

D(M)	LUX	W	L
1	2781	0.9	0.9
2	695	1.8	1.8
3	309	2.7	2.7
4	174	3.6	3.6

DLT51

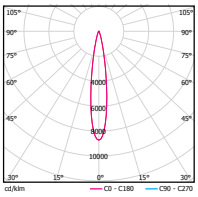

DLT51-LM25-E130SWT

0° Aiming Angle

D(M)	LUX	W	L
1	33037	0.3	0.3
2	8259	0.6	0.6
3	1553	0.9	0.9
4	873	1.1	1.1

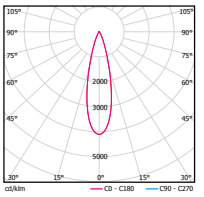

DLT51-LM25-E230SWT

0° Aiming Angle

D(M)	LUX	W	L
1	13975	0.5	0.5
2	3494	0.9	0.9
3	1553	1.4	1.4
4	873	1.8	1.8

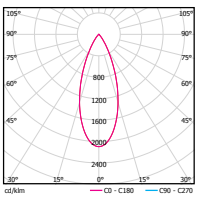

DLT51-LM25-E330SWT

0° Aiming Angle

D(M)	LUX	W	L
1	8424	0.7	0.7
2	2106	1.4	1.4
3	936	2.1	2.1
4	527	2.8	2.8

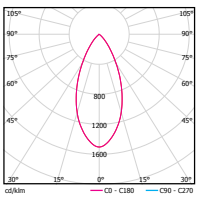

DLT51-LM25-E530SWT

0° Aiming Angle

D(M)	LUX	W	L
1	3896	0.9	0.9
2	974	1.7	1.7
3	433	2.6	2.6
4	244	3.4	3.4

Light Distribution

DLT61

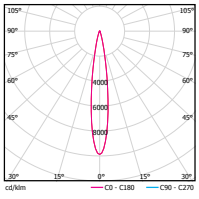

DLT61-LM43-E130SWT

0° Aiming Angle

D(M)	LUX	W	L
1	41237	0.3	0.3
2	10309	0.5	0.5
3	4582	0.8	0.8
4	2577	1.1	1.1

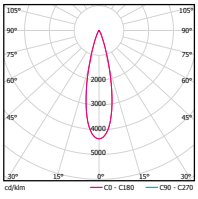

DLT61-LM43-E230SWT

0° Aiming Angle

D(M)	LUX	W	L
1	26101	0.5	0.5
2	6525	0.9	0.9
3	2900	1.4	1.4
4	1631	1.8	1.8

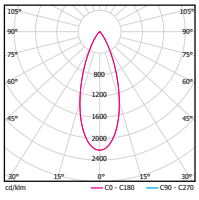

DLT61-LM43-E330SWT

0° Aiming Angle

D(M)	LUX	W	L
1	13495	0.7	0.7
2	3374	1.3	1.3
3	1499	2.0	2.0
4	843	2.7	2.7

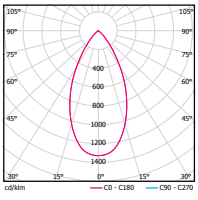

DLT61-LM43-E530SWT

0° Aiming Angle

D(M)	LUX	W	L
1	6556	1.0	1.0
2	1639	1.9	1.9
3	728	2.9	2.9
4	410	3.8	3.8

Accessories

Lenses/Filters

Model	Beam Elongator	Honeycomb
		
DLT31	LENS-DLT31-BEL	LENS-DLT31-HCL
DLT41	LENS-DLT41-BEL	LENS-DLT41-HCL
DLT51	LENS-DLT51-BEL	LENS-DLT51-HCL
DLT61	LENS-DLT61-BEL	LENS-DLT61-HCL

Note: Only one accessory allowed and need to order separately

VOLTA II ROUND DIRECTIONAL



Body Material	*Die-cast aluminum*
Optical System	*Clear lens included+Reflector*
Finish	*Environmentally safe powder coat*
Adjustable Angle	*0°-25° vertical aiming tilt*
Accessories/Brackets	*Various optical accessories*
Cut Off Angle	*30°*

LED Options

	DDT31	DDT41	DDT51	DDT61
LED Type	*COB*	*COB/High Power LED(LD08)*	*COB/High Power LED(LD24)*	*COB/High Power LED(LD32)*
CRI	*90*	*90*	*90*	*90*
LED Color Consistency	*3 SDCM*	*3 SDCM*	*3 SDCM*	*3 SDCM*
LED Color	*2700K/3000K/3500K/4000K/5000K*	*700K/3000K/3500K/4000K/5000K*	*700K/3000K/3500K/4000K/5000K*	*2700K/3000K/3500K/4000K/5000K*
LED Lifetime	*>50,000h-L70 / B10-Ta25℃ (LM-80/TM-21)*	*>50,000h-L70 / B10-Ta25℃ (LM-80/TM-21)*	*>50,000h-L70 / B10-Ta25℃ (LM-80/TM-21)*	*>50,000h-L70 / B10-Ta25℃ (LM-80/TM-21)*

Product Data

	DDT31	DDT41	DDT51	DDT61
LED Power	*7W/10W/13W*	*8W/13W/18W*	*18W/24W/25W/32W*	*32W/43W*
LED Lumen Output(3000K)	*1200lm/1500lm/1965lm*	*720lm/2100lm/3000lm*	*3050lm/2160lm/4000lm/5000lm*	*2880lm/4800lm/6800lm*
Cutout	*Ø75mm*	*Ø100mm*	*Ø125mm*	*Ø150mm*
Ceiling Thickness	*1mm-15mm*	*1mm-20mm*	*1mm-25mm*	*1mm-30mm*
Finish Color	*White/Black*	*White/Black*	*White/Black*	*White/Black*
Net Weight	*0.35Kg*	*0.6Kg*	*1.0Kg*	*1.7Kg*

Product Light Peformance(System Lumens @3000K)

Model	Beam	8°	15°	24°	36°	50°	55°
DDT31	**LM07**	/	*784lm*	*748lm*	*820lm*	/	*702lm*
	LM10	/	*980lm*	*935lm*	*1025lm*	/	*877lm*
	LM13	/	*1284lm*	*1225lm*	*1343lm*	/	*1149lm*
DDT41	**LD08**	*375lm*	/	/	/	/	/
	LM13	/	*1180lm*	*1438lm*	*1530lm*	*1423lm*	/
	LM18	/	*1679lm*	*2046lm*	*2176lm*	*2025lm*	/
DDT51	**LM18**	/	*2239lm*	*2495lm*	*2416lm*	*2265lm*	/
	LD24	*1125lm*	/	/	/	/	/
	LM25	/	*2939lm*	*3274lm*	*3171lm*	*2972lm*	/
	LM32	/	*3661lm*	*4080lm*	*3951lm*	*3703lm*	/
DDT61	**LD32**	*1500lm*	/	/	/	/	/
	LM32	/	*4134lm*	*4285lm*	*4236lm*	*4027lm*	/
	LM43	/	*5370lm*	*5566lm*	*5503lm*	*5231lm*	/

Model Number

Drawing	Model	Size	Trim	LED Power	Driver	Beam	CCT	Reflector	Finish
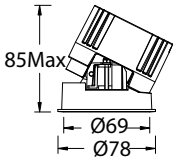	**DDT**	**3** *3"*	**1** *Round Trim*	**LM07** *COB 7W* **LM10** *COB 10W* **LM13** *COB 13W*	**E** *ON-OFF* **D** *0-10V Dimming*	**1** *15°* **2** *24°* **3** *36°* **5** *55°*	**27** *2700K* **30** *3000K* **35** *3500K* **40** *4000K* **50** *5000K*	**B** *Black* **S** *Specular*	**WT** *White* **BK** *Black*
	DDT	**3** *3"*	**1** *Round Trim*	**LM13** *COB 13W*	**N** *No Driver* **A** *DALI*	**1** *15°* **2** *24°* **3** *36°* **5** *55°*	**27** *2700K* **30** *3000K* **35** *3500K* **40** *4000K* **50** *5000K*	**B** *Black* **S** *Specular*	**WT** *White* **BK** *Black*

Example : DDT31-LM10-E230SWT

Drawing	Model	Size	Trim	LED Power	Driver	Beam	CCT	Reflector	Finish
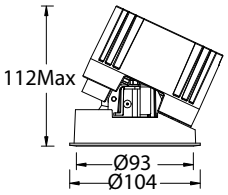	**DDT**	**4** *4"*	**1** *Round Trim*	**LD08** *LED 8W*	**E** *ON-OFF* **D** *0-10V Dimming*	**S** *8°*	**27** *2700K* **30** *3000K* **35** *3500K* **40** *4000K* **50** *5000K*	**B** *Black* **S** *Specular*	**WT** *White* **BK** *Black*
	DDT	**4** *4"*	**1** *Round Trim*	**LM13** *COB 13W* **LM18** *COB 18W*	**E** *ON-OFF* **D** *0-10V Dimming*	**1** *15°* **2** *24°* **3** *36°* **5** *50°*	**27** *2700K* **30** *3000K* **35** *3500K* **40** *4000K* **50** *5000K*	**B** *Black* **S** *Specular*	**WT** *White* **BK** *Black*
	DDT	**4** *4"*	**1** *Round Trim*	**LM18** *COB 18W*	**N** *No Driver* **A** *DALI*	**1** *15°* **2** *24°* **3** *36°* **5** *50°*	**27** *2700K* **30** *3000K* **35** *3500K* **40** *4000K* **50** *5000K*	**B** *Black* **S** *Specular*	**WT** *White* **BK** *Black*

Example : DDT41-LM18-E230SWT

Drawing	Model	Size	Trim	LED Power	Driver	Beam	CCT	Reflector	Finish
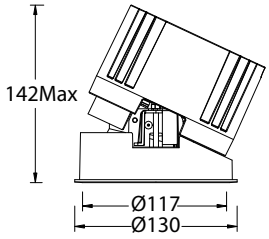	**DLT**	**5** *5"*	**1** *Round Trim*	**LD24** *LED 24W*	**E** *ON-OFF* **D** *0-10V Dimming*	**S** *8°*	**27** *2700K* **30** *3000K* **35** *3500K* **40** *4000K* **50** *5000K*	**B** *Black* **S** *Specular*	**WT** *White* **BK** *Black*
	DLT	**5** *5"*	**1** *Round Trim*	**LM18** *COB 18W* **LM25** *COB 25W* **LM32** *COB 32W*	**E** *ON-OFF* **D** *0-10V Dimming*	**1** *15°* **2** *24°* **3** *36°* **5** *50°*	**27** *2700K* **30** *3000K* **35** *3500K* **40** *4000K* **50** *5000K*	**B** *Black* **S** *Specular*	**WT** *White* **BK** *Black*
	DLT	**5** *5"*	**1** *Round Trim*	**LM32** *COB 32W*	**N** *No Driver* **A** *DALI*	**1** *15°* **2** *24°* **3** *36°* **5** *50°*	**27** *2700K* **30** *3000K* **35** *3500K* **40** *4000K* **50** *5000K*	**B** *Black* **S** *Specular*	**WT** *White* **BK** *Black*

Example : DDT51-LM25-E230SWT

Drawing	Model	Size	Trim	LED Power	Driver	Beam	CCT	Reflector	Finish
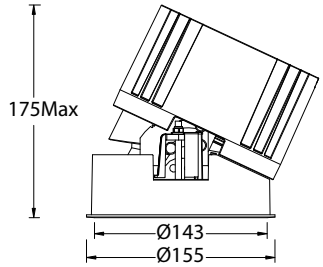	**DDT**	**6** *6"*	**1** *Round Trim*	**LD32** *LED 32W*	**E** *ON-OFF* **D** *0-10V Dimming*	**S** *8°*	**27** *2700K* **30** *3000K* **35** *3500K* **40** *4000K* **50** *5000K*	**B** *Black* **S** *Specular*	**WT** *White* **BK** *Black*
	DDT	**6** *6"*	**1** *Round Trim*	**LM32** *COB 32W* **LM43** *COB 43W*	**E** *ON-OFF* **D** *0-10V Dimming*	**1** *15°* **2** *24°* **3** *36°* **5** *50°*	**27** *2700K* **30** *3000K* **35** *3500K* **40** *4000K* **50** *5000K*	**B** *Black* **S** *Specular*	**WT** *White* **BK** *Black*
	DDT	**6** *6"*	**1** *Round Trim*	**LM43** *COB 43W*	**N** *No Driver* **A** *DALI*	**1** *15°* **2** *24°* **3** *36°* **5** *50°*	**27** *2700K* **30** *3000K* **35** *3500K* **40** *4000K* **50** *5000K*	**B** *Black* **S** *Specular*	**WT** *White* **BK** *Black*

Example : DDT61-LM43-E230SWT

Light Distribution

DDT31

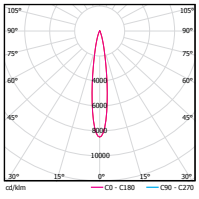

DDT31-LM10-E130SWT

0° Aiming Angle

D(M)	LUX	W	L
1	7141	0.28	0.28
2	1785	0.56	0.56
3	793	0.84	0.84
4	446	1.12	1.12

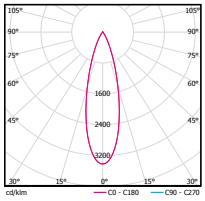

DDT31-LM10-E230SWT

0° Aiming Angle

D(M)	LUX	W	L
1	4034	0.50	0.50
2	1009	1.00	1.00
3	448	1.50	1.50
4	252	2.00	2.00

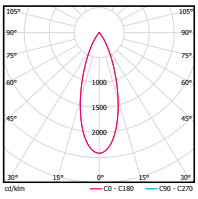

DDT31-LM10-E330SWT

0° Aiming Angle

D(M)	LUX	W	L
1	2390	0.63	0.63
2	598	1.26	1.26
3	266	1.89	1.89
4	149	2.52	2.52

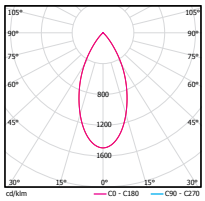

DDT31-LM10-E530SWT

0° Aiming Angle

D(M)	LUX	W	L
1	1256	0.88	0.88
2	314	1.76	1.76
3	140	2.64	2.64
4	79	3.52	3.52

DDT41

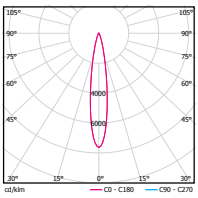

DDT41-LM18-E130SWT

0° Aiming Angle

D(M)	LUX	W	L
1	19295	0.3	0.3
2	4824	0.6	0.6
3	2144	0.9	0.9
4	1206	1.2	1.2

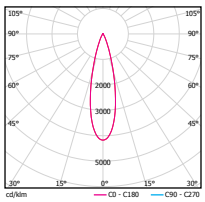

DDT41-LM18-E230SWT

0° Aiming Angle

D(M)	LUX	W	L
1	8945	0.5	0.5
2	2236	0.9	0.9
3	994	1.4	1.4
4	559	1.8	1.8

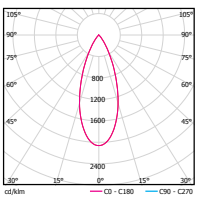

DDT41-LM18-E330SWT

0° Aiming Angle

D(M)	LUX	W	L
1	5323	0.7	0.7
2	1331	1.4	1.4
3	591	2.1	2.1
4	333	2.8	2.8

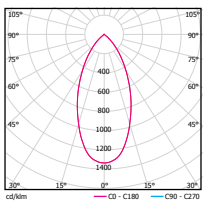

DDT41-LM18-E530SWT

0° Aiming Angle

D(M)	LUX	W	L
1	2781	0.9	0.9
2	695	1.8	1.8
3	309	2.7	2.7
4	174	3.6	3.6

DDT51

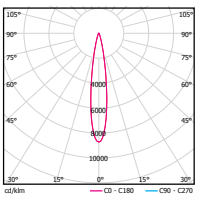

DDT51-LM25-E130SWT

0° Aiming Angle

D(M)	LUX	W	L
1	33037	0.3	0.3
2	8259	0.6	0.6
3	1553	0.9	0.9
4	873	1.1	1.1

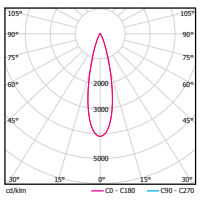

DDT51-LM25-E230SWT

0° Aiming Angle

D(M)	LUX	W	L
1	13975	0.5	0.5
2	3494	0.9	0.9
3	1553	1.4	1.4
4	873	1.8	1.8

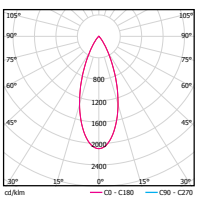

DDT51-LM25-E330SWT

0° Aiming Angle

D(M)	LUX	W	L
1	8424	0.7	0.7
2	2106	1.4	1.4
3	936	2.1	2.1
4	527	2.8	2.8

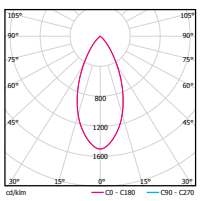

DDT51-LM25-E530SWT

0° Aiming Angle

D(M)	LUX	W	L
1	3896	0.9	0.9
2	974	1.7	1.7
3	433	2.6	2.6
4	244	3.4	3.4

Light Distribution

DDT61

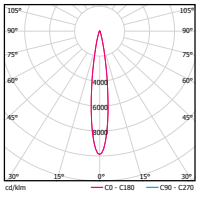

DDT61-LM43-E130SWT

0° Aiming Angle

D(M)	LUX	W	L
1	41237	0.3	0.3
2	10309	0.5	0.5
3	4582	0.8	0.8
4	2577	1.1	1.1

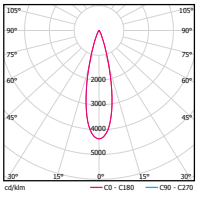

DDT61-LM43-E230SWT

0° Aiming Angle

D(M)	LUX	W	L
1	26101	0.5	0.5
2	6525	0.9	0.9
3	2900	1.4	1.4
4	1631	1.8	1.8

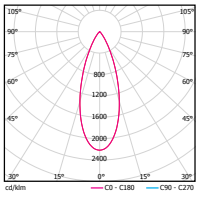

DDT61-LM43-E330SWT

0° Aiming Angle

D(M)	LUX	W	L
1	13495	0.7	0.7
2	3374	1.3	1.3
3	1499	2.0	2.0
4	843	2.7	2.7

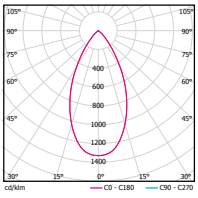

DDT61-LM43-E530SWT

0° Aiming Angle

D(M)	LUX	W	L
1	6556	1.0	1.0
2	1639	1.9	1.9
3	728	2.9	2.9
4	410	3.8	3.8

Accessories

Lenses/Filters

Model	Beam Elongator	Honeycomb
		
DDT31	LENS-DLT31-BEL	LENS-DLT31-HCL
DDT41	LENS-DLT41-BEL	LENS-DLT41-HCL
DDT51	LENS-DLT51-BEL	LENS-DLT51-HCL
DDT61	LENS-DLT61-BEL	LENS-DLT61-HCL

Note: Only one accessory allowed and need to order separately

VOLTA II SQUARE DOWNLIGHT



Body Material	*Die-cast aluminum*
Optical System	*Clear lens included+Reflector*
Finish	*Environmentally safe powder coat*
Accessories/Brackets	*Various optical accessories*
Cut Off Angle	*30°*

LED Options

	DLT35	DLT45	DLT55	DLT61
LED Type	*COB/High Power LED(LD08)*	*COB/High Power LED(LD08)*	*COB/High Power LED(LD24)*	*COB/High Power LED(LD32)*
CRI	*90*	*90*	*90*	*90*
LED Color Consistency	*3 SDCM*	*3 SDCM*	*3 SDCM*	*3 SDCM*
LED Color	*2700K/3000K/3500K/4000K/5000K*	*700K/3000K/3500K/4000K/5000K*	*700K/3000K/3500K/4000K/5000K*	*2700K/3000K/3500K/4000K/5000K*
LED Lifetime	*>50,000h-L70 / B10-Ta25℃ (LM-80/TM-21)*	*>50,000h-L70 / B10-Ta25℃ (LM-80/TM-21)*	*>50,000h-L70 / B10-Ta25℃ (LM-80/TM-21)*	*>50,000h-L70 / B10-Ta25℃ (LM-80/TM-21)*

Product Data

	DLT35	DLT45	DLT55	DLT65
LED Power	*7W/10W/13W*	*8W/13W/18W*	*18W/24W/25W/32W*	*32W/43W*
LED Lumen Output(3000K)	*1200lm/1500lm/1965lm*	*720lm/2100lm/3000lm*	*3050lm/2160lm/4000lm/5000lm*	*2880lm/4800lm/6800lm*
Cutout	*□ 75mmx75mm*	*□ 100mmx100mm*	*□ 125mmx125mm*	*□ 150mmx150mm*
Ceiling Thickness	*1mm-15mm*	*1mm-20mm*	*1mm-25mm*	*1mm-30mm*
Finish Color	*White/Black*	*White/Black*	*White/Black*	*White/Black*
Net Weight	*0.35Kg*	*0.6Kg*	*1.0Kg*	*1.7Kg*

Product Light Peformance(System Lumens @3000K)

Model	Beam	8°	15°	24°	36°	50°	55°
DLT35	**LM07**	/	*784lm*	*748lm*	*820lm*	/	*702lm*
	LM10	/	*980lm*	*935lm*	*1025lm*	/	*877lm*
	LM13	/	*1284lm*	*1225lm*	*1343lm*	/	*1149lm*
DLT45	**LD08**	*375lm*	/	/	/	/	/
	LM13	/	*1180lm*	*1438lm*	*1530lm*	*1423lm*	/
	LM18	/	*1679lm*	*2046lm*	*2176lm*	*2025lm*	/
DLT55	**LM18**	/	*2239lm*	*2495lm*	*2416lm*	*2265lm*	/
	LD24	*1125lm*	/	/	/	/	/
	LM25	/	*2939lm*	*3274lm*	*3171lm*	*2972lm*	/
	LM32	/	*3661lm*	*4080lm*	*3951lm*	*3703lm*	/
DLT61	**LD32**	*1500lm*	/	/	/	/	/
	LM32	/	*4134lm*	*4285lm*	*4236lm*	*4027lm*	/
	LM43	/	*5370lm*	*5566lm*	*5503lm*	*5231lm*	/

Model Number

Drawing	Model	Size	Trim	LED Power	Driver	Beam	CCT	Reflector	Finish
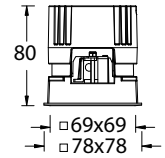	**DLT**	**3** *3"*	**5** *Square Trim*	**LM07** *COB 7W* **LM10** *COB 10W* **LM13** *COB 13W*	**E** *ON-OFF* **D** *0-10V Dimming*	**1** *15°* **2** *24°* **3** *36°* **5** *55°*	**27** *2700K* **30** *3000K* **35** *3500K* **40** *4000K* **50** *5000K*	**B** *Black* **S** *Specular*	**WT** *White* **BK** *Black*
	DLT	**3** *3"*	**5** *Square Trim*	**LM13** *COB 13W*	**N** *No Driver* **A** *DALI*	**1** *15°* **2** *24°* **3** *36°* **5** *55°*	**27** *2700K* **30** *3000K* **35** *3500K* **40** *4000K* **50** *5000K*	**B** *Black* **S** *Specular*	**WT** *White* **BK** *Black*

Example : DLT35-LM10-E230SWT

Drawing	Model	Size	Trim	LED Power	Driver	Beam	CCT	Reflector	Finish
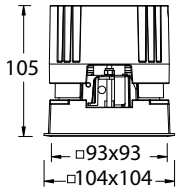	**DLT**	**4** *4"*	**5** *Square Trim*	**LD08** *LED 8W*	**E** *ON-OFF* **D** *0-10V Dimming*	**S** *8°*	**27** *2700K* **30** *3000K* **35** *3500K* **40** *4000K* **50** *5000K*	**B** *Black* **S** *Specular*	**WT** *White* **BK** *Black*
	DLT	**4** *4"*	**5** *Square Trim*	**LM13** *COB 13W* **LM18** *COB 18W*	**E** *ON-OFF* **D** *0-10V Dimming*	**1** *15°* **2** *24°* **3** *36°* **5** *50°*	**27** *2700K* **30** *3000K* **35** *3500K* **40** *4000K* **50** *5000K*	**B** *Black* **S** *Specular*	**WT** *White* **BK** *Black*
	DLT	**4** *4"*	**5** *Square Trim*	**LM18** *COB 18W*	**N** *No Driver* **A** *DALI*	**1** *15°* **2** *24°* **3** *36°* **5** *50°*	**27** *2700K* **30** *3000K* **35** *3500K* **40** *4000K* **50** *5000K*	**B** *Black* **S** *Specular*	**WT** *White* **BK** *Black*

Example : DLT45-LM18-E230SWT

Drawing	Model	Size	Trim	LED Power	Driver	Beam	CCT	Reflector	Finish
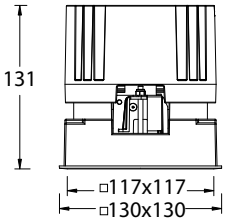	**DLT**	**5** *5"*	**5** *Square Trim*	**LD24** *LED 24W*	**E** *ON-OFF* **D** *0-10V Dimming*	**S** *8°*	**27** *2700K* **30** *3000K* **35** *3500K* **40** *4000K* **50** *5000K*	**B** *Black* **S** *Specular*	**WT** *White* **BK** *Black*
	DLT	**5** *5"*	**5** *Square Trim*	**LM18** *COB 18W* **LM25** *COB 25W* **LM32** *COB 32W*	**E** *ON-OFF* **D** *0-10V Dimming*	**1** *15°* **2** *24°* **3** *36°* **5** *50°*	**27** *2700K* **30** *3000K* **35** *3500K* **40** *4000K* **50** *5000K*	**B** *Black* **S** *Specular*	**WT** *White* **BK** *Black*
	DLT	**5** *5"*	**5** *Square Trim*	**LM32** *COB 32W*	**N** *No Driver* **A** *DALI*	**1** *15°* **2** *24°* **3** *36°* **5** *50°*	**27** *2700K* **30** *3000K* **35** *3500K* **40** *4000K* **50** *5000K*	**B** *Black* **S** *Specular*	**WT** *White* **BK** *Black*

Example : DLT55-LM25-E230SWT

Drawing	Model	Size	Trim	LED Power	Driver	Beam	CCT	Reflector	Finish
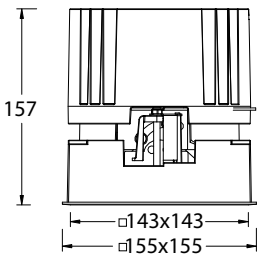	**DLT**	**6** *6"*	**5** *Square Trim*	**LD32** *LED 32W*	**E** *ON-OFF* **D** *0-10V Dimming*	**S** *8°*	**27** *2700K* **30** *3000K* **35** *3500K* **40** *4000K* **50** *5000K*	**B** *Black* **S** *Specular*	**WT** *White* **BK** *Black*
	DLT	**6** *6"*	**5** *Square Trim*	**LM32** *COB 32W* **LM43** *COB 43W*	**E** *ON-OFF* **D** *0-10V Dimming*	**1** *15°* **2** *24°* **3** *36°* **5** *50°*	**27** *2700K* **30** *3000K* **35** *3500K* **40** *4000K* **50** *5000K*	**B** *Black* **S** *Specular*	**WT** *White* **BK** *Black*
	DLT	**6** *6"*	**5** *Square Trim*	**LM43** *COB 43W*	**N** *No Driver* **A** *DALI*	**1** *15°* **2** *24°* **3** *36°* **5** *50°*	**27** *2700K* **30** *3000K* **35** *3500K* **40** *4000K* **50** *5000K*	**B** *Black* **S** *Specular*	**WT** *White* **BK** *Black*

Example : DLT65-LM43-E230SWT

Light Distribution

DLT35

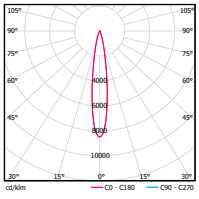

DLT35-LM10-E130SWT

0° Aiming Angle

D(M)	LUX	W	L
1	7141	0.28	0.28
2	1785	0.56	0.56
3	793	0.84	0.84
4	446	1.12	1.12

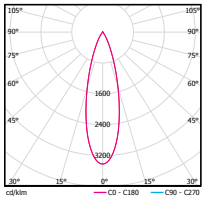

DLT35-LM10-E230SWT

0° Aiming Angle

D(M)	LUX	W	L
1	4034	0.50	0.50
2	1009	1.00	1.00
3	448	1.50	1.50
4	252	2.00	2.00

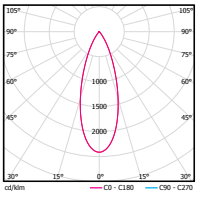

DLT35-LM10-E330SWT

0° Aiming Angle

D(M)	LUX	W	L
1	2390	0.63	0.63
2	598	1.26	1.26
3	266	1.89	1.89
4	149	2.52	2.52

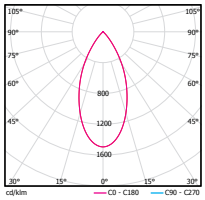

DLT35-LM10-E530SWT

0° Aiming Angle

D(M)	LUX	W	L
1	1256	0.88	0.88
2	314	1.76	1.76
3	140	2.64	2.64
4	79	3.52	3.52

DLT45

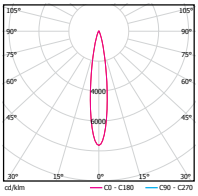

DLT45-LM18-E130SWT

0° Aiming Angle

D(M)	LUX	W	L
1	19295	0.3	0.3
2	4824	0.6	0.6
3	2144	0.9	0.9
4	1206	1.2	1.2

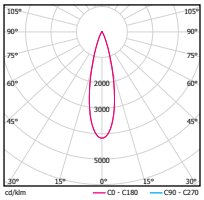

DLT45-LM18-E230SWT

0° Aiming Angle

D(M)	LUX	W	L
1	8945	0.5	0.5
2	2236	0.9	0.9
3	994	1.4	1.4
4	559	1.8	1.8

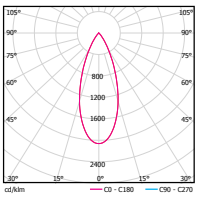

DLT45-LM18-E330SWT

0° Aiming Angle

D(M)	LUX	W	L
1	5323	0.7	0.7
2	1331	1.4	1.4
3	591	2.1	2.1
4	333	2.8	2.8

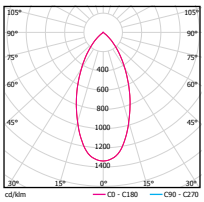

DLT45-LM18-E530SWT

0° Aiming Angle

D(M)	LUX	W	L
1	2781	0.9	0.9
2	695	1.8	1.8
3	309	2.7	2.7
4	174	3.6	3.6

DLT55

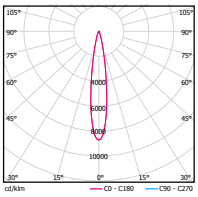

DLT55-LM25-E130SWT

0° Aiming Angle

D(M)	LUX	W	L
1	33037	0.3	0.3
2	8259	0.6	0.6
3	1553	0.9	0.9
4	873	1.1	1.1

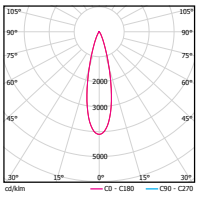

DLT55-LM25-E230SWT

0° Aiming Angle

D(M)	LUX	W	L
1	13975	0.5	0.5
2	3494	0.9	0.9
3	1553	1.4	1.4
4	873	1.8	1.8

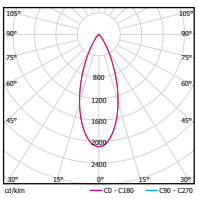

DLT55-LM25-E330SWT

0° Aiming Angle

D(M)	LUX	W	L
1	8424	0.7	0.7
2	2106	1.4	1.4
3	936	2.1	2.1
4	527	2.8	2.8

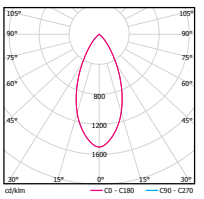

DLT55-LM25-E530SWT

0° Aiming Angle

D(M)	LUX	W	L
1	3896	0.9	0.9
2	974	1.7	1.7
3	433	2.6	2.6
4	244	3.4	3.4

Light Distribution

DLT65

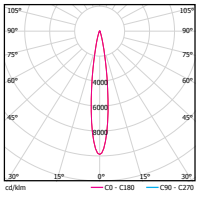

DLT65-LM43-E130SWT

0° Aiming Angle

D(M)	LUX	W	L
1	41237	0.3	0.3
2	10309	0.5	0.5
3	4582	0.8	0.8
4	2577	1.1	1.1

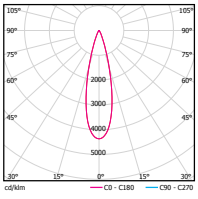

DLT65-LM43-E230SWT

0° Aiming Angle

D(M)	LUX	W	L
1	26101	0.5	0.5
2	6525	0.9	0.9
3	2900	1.4	1.4
4	1631	1.8	1.8

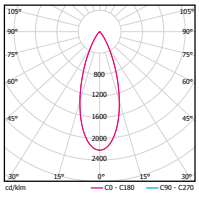

DLT65-LM43-E330SWT

0° Aiming Angle

D(M)	LUX	W	L
1	13495	0.7	0.7
2	3374	1.3	1.3
3	1499	2.0	2.0
4	843	2.7	2.7

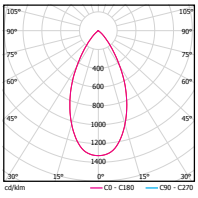

DLT65-LM43-E530SWT

0° Aiming Angle

D(M)	LUX	W	L
1	6556	1.0	1.0
2	1639	1.9	1.9
3	728	2.9	2.9
4	410	3.8	3.8

Accessories

Lenses/Filters

Model	Beam Elongator	Honeycomb
		
DLT35	LENS-DLT31-BEL	LENS-DLT31-HCL
DLT45	LENS-DLT41-BEL	LENS-DLT41-HCL
DLT55	LENS-DLT51-BEL	LENS-DLT51-HCL
DLT65	LENS-DLT61-BEL	LENS-DLT61-HCL

Note: Only one accessory allowed and need to order separately

VOLTA II SQUARE DIRECTIONAL



Body Material	*Die-cast aluminum*
Optical System	*Clear lens included+Reflector*
Finish	*Environmentally safe powder coat*
Adjustable Angle	*0°-25° vertical aiming tilt*
Accessories/Brackets	*Various optical accessories*
Cut Off Angle	*30°*

LED Options

	DDT35	DDT45	DDT55	DDT65
LED Type	*COB/High Power LED(LD08)*	*COB/High Power LED(LD08)*	*COB/High Power LED(LD24)*	*COB/High Power LED(LD32)*
CRI	*90*	*90*	*90*	*90*
LED Color Consistency	*3 SDCM*	*3 SDCM*	*3 SDCM*	*3 SDCM*
LED Color	*2700K/3000K/3500K/4000K/5000K*	*2700K/3000K/3500K/4000K/5000K*	*2700K/3000K/3500K/4000K/5000K*	*2700K/3000K/3500K/4000K/5000K*
LED Lifetime	*>50,000h-L70 / B10-Ta25℃ (LM-80/TM-21)*	*>50,000h-L70 / B10-Ta25℃ (LM-80/TM-21)*	*>50,000h-L70 / B10-Ta25℃ (LM-80/TM-21)*	*>50,000h-L70 / B10-Ta25℃ (LM-80/TM-21)*

Product Data

	DDT35	DDT45	DDT55	DDT65
LED Power	*7W/10W/13W*	*8W/13W/18W*	*18W/24W/25W/32W*	*32W/43W*
LED Lumen Output(3000K)	*1200lm/1500lm/1965lm*	*720lm/2100lm/3000lm*	*3050lm/2160lm/4000lm/5000lm*	*2880lm/4800lm/6800lm*
Cutout	*☐ 75mmx75mm*	*☐ 100mmx100mm*	*☐ 125mmx125mm*	*☐ 150mmx150mm*
Ceiling Thickness	*1mm-15mm*	*1mm-20mm*	*1mm-25mm*	*1mm-30mm*
Finish Color	*White/Black*	*White/Black*	*White/Black*	*White/Black*
Net Weight	*0.35Kg*	*0.6Kg*	*1.0Kg*	*1.7Kg*

Product Light Peformance(System Lumens @3000K)

Model		Beam 8°	15°	24°	36°	50°	55°
DDT35	**LM07**	/	*784lm*	*748lm*	*820lm*	/	*702lm*
	LM10	/	*980lm*	*935lm*	*1025lm*	/	*877lm*
	LM13	/	*1284lm*	*1225lm*	*1343lm*	/	*1149lm*
DDT45	**LD08**	*375lm*	/	/	/	/	/
	LM13	/	*1180lm*	*1438lm*	*1530lm*	*1423lm*	/
	LM18	/	*1679lm*	*2046lm*	*2176lm*	*2025lm*	/
DDT55	**LM18**	/	*2239lm*	*2495lm*	*2416lm*	*2265lm*	/
	LD24	*1125lm*	/	/	/	/	/
	LM25	/	*2939lm*	*3274lm*	*3171lm*	*2972lm*	/
	LM32	/	*3661lm*	*4080lm*	*3951lm*	*3703lm*	/
DDT65	**LD32**	*1500lm*	/	/	/	/	/
	LM32	/	*4134lm*	*4285lm*	*4236lm*	*4027lm*	/
	LM43	/	*5370lm*	*5566lm*	*5503lm*	*5231lm*	/

Model Number

Drawing	Model	Size	Trim	LED Power	Driver	Beam	CCT	Reflector	Finish
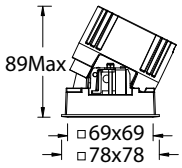	**DDT**	**3** *3"*	**5** *Square Trim*	**LM07** *COB 7W* **LM10** *COB 10W* **LM13** *COB 13W*	**E** *ON-OFF* **D** *0-10V Dimming*	**1** *15°* **2** *24°* **3** *36°* **5** *55°*	**27** *2700K* **30** *3000K* **35** *3500K* **40** *4000K* **50** *5000K*	**B** *Black* **S** *Specular*	**WT** *White* **BK** *Black*
	DDT	**3** *3"*	**5** *Square Trim*	**LM13** *COB 13W*	**N** *No Driver* **A** *DALI*	**1** *15°* **2** *24°* **3** *36°* **5** *55°*	**27** *2700K* **30** *3000K* **35** *3500K* **40** *4000K* **50** *5000K*	**B** *Black* **S** *Specular*	**WT** *White* **BK** *Black*

Example : DDT35-LM10-E230SWT

Drawing	Model	Size	Trim	LED Power	Driver	Beam	CCT	Reflector	Finish
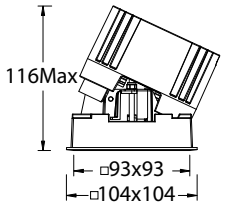	**DDT**	**4** *4"*	**5** *Square Trim*	**LD08** *LED 8W*	**E** *ON-OFF* **D** *0-10V Dimming*	**S** *8°*	**27** *2700K* **30** *3000K* **35** *3500K* **40** *4000K* **50** *5000K*	**B** *Black* **S** *Specular*	**WT** *White* **BK** *Black*
	DDT	**4** *4"*	**5** *Square Trim*	**LM13** *COB 13W* **LM18** *COB 18W*	**E** *ON-OFF* **D** *0-10V Dimming*	**1** *15°* **2** *24°* **3** *36°* **5** *50°*	**27** *2700K* **30** *3000K* **35** *3500K* **40** *4000K* **50** *5000K*	**B** *Black* **S** *Specular*	**WT** *White* **BK** *Black*
	DDT	**4** *4"*	**5** *Square Trim*	**LM18** *COB 18W*	**N** *No Driver* **A** *DALI*	**1** *15°* **2** *24°* **3** *36°* **5** *50°*	**27** *2700K* **30** *3000K* **35** *3500K* **40** *4000K* **50** *5000K*	**B** *Black* **S** *Specular*	**WT** *White* **BK** *Black*

Example : DDT45-LM18-E230SWT

Drawing	Model	Size	Trim	LED Power	Driver	Beam	CCT	Reflector	Finish
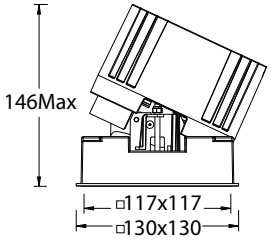	**DLT**	**5** *5"*	**5** *Square Trim*	**LD24** *LED 24W*	**E** *ON-OFF* **D** *0-10V Dimming*	**S** *8°*	**27** *2700K* **30** *3000K* **35** *3500K* **40** *4000K* **50** *5000K*	**B** *Black* **S** *Specular*	**WT** *White* **BK** *Black*
	DLT	**5** *5"*	**5** *Square Trim*	**LM18** *COB 18W* **LM25** *COB 25W* **LM32** *COB 32W*	**E** *ON-OFF* **D** *0-10V Dimming*	**1** *15°* **2** *24°* **3** *36°* **5** *50°*	**27** *2700K* **30** *3000K* **35** *3500K* **40** *4000K* **50** *5000K*	**B** *Black* **S** *Specular*	**WT** *White* **BK** *Black*
	DLT	**5** *5"*	**5** *Square Trim*	**LM32** *COB 32W*	**N** *No Driver* **A** *DALI*	**1** *15°* **2** *24°* **3** *36°* **5** *50°*	**27** *2700K* **30** *3000K* **35** *3500K* **40** *4000K* **50** *5000K*	**B** *Black* **S** *Specular*	**WT** *White* **BK** *Black*

Example : DDT55-LM25-E230SWT

Drawing	Model	Size	Trim	LED Power	Driver	Beam	CCT	Reflector	Finish
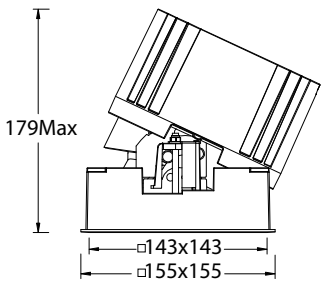	**DDT**	**6** *6"*	**5** *Square Trim*	**LD32** *LED 32W*	**E** *ON-OFF* **D** *0-10V Dimming*	**S** *8°*	**27** *2700K* **30** *3000K* **35** *3500K* **40** *4000K* **50** *5000K*	**B** *Black* **S** *Specular*	**WT** *White* **BK** *Black*
	DDT	**6** *6"*	**5** *Square Trim*	**LM32** *COB 32W* **LM43** *COB 43W*	**E** *ON-OFF* **D** *0-10V Dimming*	**1** *15°* **2** *24°* **3** *36°* **5** *50°*	**27** *2700K* **30** *3000K* **35** *3500K* **40** *4000K* **50** *5000K*	**B** *Black* **S** *Specular*	**WT** *White* **BK** *Black*
	DDT	**6** *6"*	**5** *Square Trim*	**LM43** *COB 43W*	**N** *No Driver* **A** *DALI*	**1** *15°* **2** *24°* **3** *36°* **5** *50°*	**27** *2700K* **30** *3000K* **35** *3500K* **40** *4000K* **50** *5000K*	**B** *Black* **S** *Specular*	**WT** *White* **BK** *Black*

Example : DDT65-LM43-E230SWT

Light Distribution

DDT35

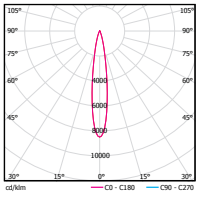

DDT35-LM10-E130SWT

0° Aiming Angle

D(M)	LUX	W	L
1	7141	0.28	0.28
2	1785	0.56	0.56
3	793	0.84	0.84
4	446	1.12	1.12

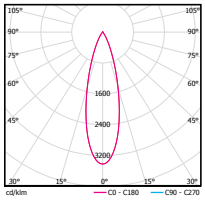

DDT35-LM10-E230SWT

0° Aiming Angle

D(M)	LUX	W	L
1	4034	0.50	0.50
2	1009	1.00	1.00
3	448	1.50	1.50
4	252	2.00	2.00

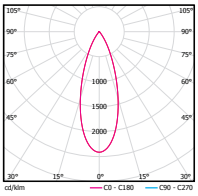

DDT35-LM10-E330SWT

0° Aiming Angle

D(M)	LUX	W	L
1	2390	0.63	0.63
2	598	1.26	1.26
3	266	1.89	1.89
4	149	2.52	2.52

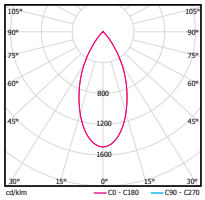

DDT35-LM10-E530SWT

0° Aiming Angle

D(M)	LUX	W	L
1	1256	0.88	0.88
2	314	1.76	1.76
3	140	2.64	2.64
4	79	3.52	3.52

DDT45

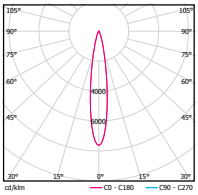

DDT45-LM18-E130SWT

0° Aiming Angle

D(M)	LUX	W	L
1	19295	0.3	0.3
2	4824	0.6	0.6
3	2144	0.9	0.9
4	1206	1.2	1.2

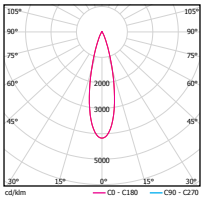

DDT45-LM18-E230SWT

0° Aiming Angle

D(M)	LUX	W	L
1	8945	0.5	0.5
2	2236	0.9	0.9
3	994	1.4	1.4
4	559	1.8	1.8

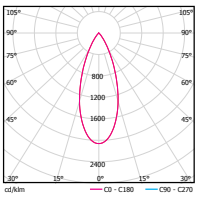

DDT45-LM18-E330SWT

0° Aiming Angle

D(M)	LUX	W	L
1	5323	0.7	0.7
2	1331	1.4	1.4
3	591	2.1	2.1
4	333	2.8	2.8

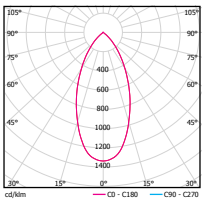

DDT45-LM18-E530SWT

0° Aiming Angle

D(M)	LUX	W	L
1	2781	0.9	0.9
2	695	1.8	1.8
3	309	2.7	2.7
4	174	3.6	3.6

DDT55

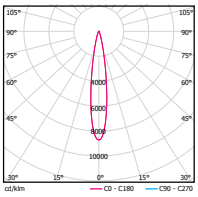

DDT55-LM25-E130SWT

0° Aiming Angle

D(M)	LUX	W	L
1	33037	0.3	0.3
2	8259	0.6	0.6
3	1553	0.9	0.9
4	873	1.1	1.1

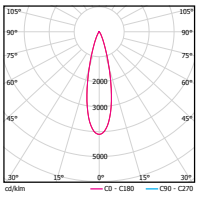

DDT55-LM25-E230SWT

0° Aiming Angle

D(M)	LUX	W	L
1	13975	0.5	0.5
2	3494	0.9	0.9
3	1553	1.4	1.4
4	873	1.8	1.8

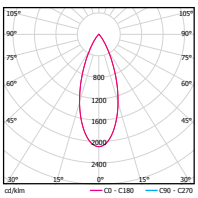

DDT55-LM25-E330SWT

0° Aiming Angle

D(M)	LUX	W	L
1	8424	0.7	0.7
2	2106	1.4	1.4
3	936	2.1	2.1
4	527	2.8	2.8

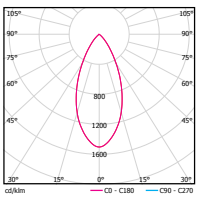

DDT55-LM25-E530SWT

0° Aiming Angle

D(M)	LUX	W	L
1	3896	0.9	0.9
2	974	1.7	1.7
3	433	2.6	2.6
4	244	3.4	3.4

Light Distribution

DDT65

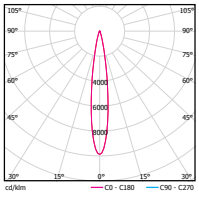

DDT65-LM43-E130SWT

0° Aiming Angle

D(M)	LUX	W	L
1	41237	0.3	0.3
2	10309	0.5	0.5
3	4582	0.8	0.8
4	2577	1.1	1.1

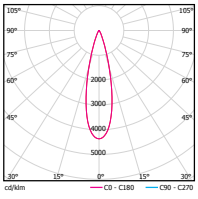

DDT65-LM43-E230SWT

0° Aiming Angle

D(M)	LUX	W	L
1	26101	0.5	0.5
2	6525	0.9	0.9
3	2900	1.4	1.4
4	1631	1.8	1.8

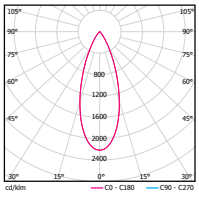

DDT65-LM43-E330SWT

0° Aiming Angle

D(M)	LUX	W	L
1	13495	0.7	0.7
2	3374	1.3	1.3
3	1499	2.0	2.0
4	843	2.7	2.7

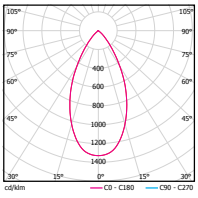

DDT65-LM43-E530SWT

0° Aiming Angle

D(M)	LUX	W	L
1	6556	1.0	1.0
2	1639	1.9	1.9
3	728	2.9	2.9
4	410	3.8	3.8

Accessories

Lenses/Filters

Model	Beam Elongator	Honeycomb
		
DDT35	LENS-DLT31-BEL	LENS-DLT31-HCL
DDT45	LENS-DLT41-BEL	LENS-DLT41-HCL
DDT55	LENS-DLT51-BEL	LENS-DLT51-HCL
DDT65	LENS-DLT61-BEL	LENS-DLT61-HCL

Note: Only one accessory allowed and need to order separately



PLANA PRO WALLWASHER

The performance-based PLANA PRO LED Downlight series is designed and engineered for challenging hospitality and commercial applications. Constructed of die-cast aluminum, dimmable LED luminaires are engineered with advanced proprietary LED technology that ensures superior quality, minimal maintenance and long lasting life. Adjustable beam angles and various color temperatures are available.



Wuxi International Conference Center
Wuxi,Jiangsu Province

PLANA PRO WALL WASHER MONO



Body Material	*Die-cast aluminum*
Optical System	*Patented LiteBrush® Wall Washer optical system*
Finish	*Environmentally safe powder coat*

LED Options

	DWP21	DWP31	DWP41	DWP51
LED Type	*COB*	*COB*	*COB*	*COB*
CRI	*90*	*90*	*90*	*90*
LED Color Consistency	*3 SDCM*	*3 SDCM*	*3 SDCM*	*3 SDCM*
LED Color	*2700K/3000K/3500K/4000K/5000K*	*2700K/3000K/3500K/4000K/5000K*	*2700K/3000K/3500K/4000K/5000K*	*2700K/3000K/3500K/4000K/5000K*
LED Lifetime	*>50,000h-L70 / B10- Ta25°C (LM-80/TM-21)*	*>50,000h-L70 / B10- Ta25°C (LM-80/TM-21)*	*>50,000h-L70 / B10- Ta25°C (LM-80/TM-21)*	*>50,000h-L70 / B10- Ta25°C (LM-80/TM-21)*

Product Data

	DWP21	DWP31	DWP41	DWP51
LED Power	*8W*	*13W/18W*	*18W/25W*	*32W/40W*
LED Lumen Output(3000K)	*800lm*	*1463lm/1971lm*	*2300lm/3100lm*	*3830lm/4500lm*
Cutout	*Ø63mm*	*Ø93mm*	*Ø116mm*	*Ø140mm*
Ceiling Thickness	*1mm-25mm*	*1mm-35mm*	*1mm-40mm*	*1mm-45mm*
Finish Color	*White/Black*	*White/Black*	*White/Black*	*White/Black*
Net Weight	*0.5Kg*	*1.0Kg*	*1.45Kg*	*2.16Kg*

Product Light Peformance(System Lumens @3000K)

Model \ Beam		Wall Washer
DWP21	**LD08**	*330lm*
DWP31	**LM13**	*604lm*
	LM18	*844lm*
DWP41	**LM18**	*1296lm*
	LM25	*1605lm*
DWP51	**LM32**	*2561lm*
	LM40	*3022lm*

Model Number

Drawing	Model	Size	Trim	LED Power	Driver	CCT	Beam	Reflector	Finish
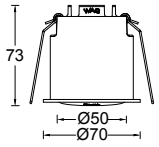	**DWP**	**2** *2"*	**1** *Round Trim*	**LD08** *COB 8W*	**E** *ON-OFF* **D** *0-10V Dimming* **N** *No Driver*	**27** *2700K* **30** *3000K* **35** *3500K* **40** *4000K* **50** *5000K*	**W** *Wall Washer*	**B** *Black*	**WT** *White* **BK** *Black*

Example : DWP21-LD08E-30WBBK

Drawing	Model	Size	Trim	LED Power	Driver	CCT	Beam	Reflector	Finish
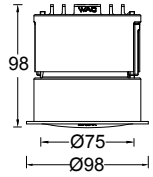	**DWP**	**3** *3"*	**1** *Round Trim*	**LM13** *COB 13W* **LM18** *COB 18W*	**E** *ON-OFF* **D** *0-10V Dimming*	**27** *2700K* **30** *3000K* **35** *3500K* **40** *4000K* **50** *5000K*	**W** *Wall Washer*	**B** *Black*	**WT** *White* **BK** *Black*
	DWP	**3** *3"*	**1** *Round Trim*	**LM18** *COB 18W*	**N** *No Driver* **A** *DALI*	**27** *2700K* **30** *3000K* **35** *3500K* **40** *4000K* **50** *5000K*	**W** *Wall Washer*	**B** *Black*	**WT** *White* **BK** *Black*

Example : DWP31-LM13E-30WBBK

Drawing	Model	Size	Trim	LED Power	Driver	CCT	Beam	Reflector	Finish
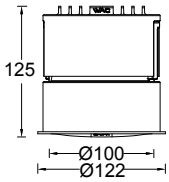	**DWP**	**4** *4"*	**1** *Round Trim*	**LM18** *COB 18W* **LM25** *COB 25W*	**E** *ON-OFF* **D** *0-10V Dimming*	**27** *2700K* **30** *3000K* **35** *3500K* **40** *4000K* **50** *5000K*	**W** *Wall Washer*	**B** *Black*	**WT** *White* **BK** *Black*
	DWP	**4** *4"*	**1** *Round Trim*	**LM25** *COB 25W*	**N** *No Driver* **A** *DALI*	**27** *2700K* **30** *3000K* **35** *3500K* **40** *4000K* **50** *5000K*	**W** *Wall Washer*	**B** *Black*	**WT** *White* **BK** *Black*

Example : DWP41-LM18E-30WBWT

Drawing	Model	Size	Trim	LED Power	Driver	CCT	Beam	Reflector	Finish
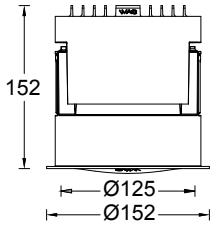	**DWP**	**5** *5"*	**1** *Round Trim*	**LM32** *COB 32W* **LM40** *COB 40W*	**E** *ON-OFF* **D** *0-10V Dimming*	**27** *2700K* **30** *3000K* **35** *3500K* **40** *4000K* **50** *5000K*	**W** *Wall Washer*	**B** *Black*	**WT** *White* **BK** *Black*
	DWP	**5** *5"*	**1** *Round Trim*	**LM40** *COB 40W*	**N** *No Driver* **A** *DALI*	**27** *2700K* **30** *3000K* **35** *3500K* **40** *4000K* **50** *5000K*	**W** *Wall Washer*	**B** *Black*	**WT** *White* **BK** *Black*

Example: DWP51-LM32E-30WBWT

Light Distribution

DWP21-LD08E-30WBWT

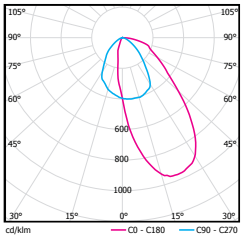

Specifications:

Wall height (m)	3
Offset from Wall (m)	0.6
Luminaire spacing (m)	0.6

H (m)	Surface illumination (lux)				
	below the luminaire	between the luminaire	below the luminaire	between the luminaire	below the luminaire
2.85	147	132	147	132	146
2.55	217	217	220	215	215
2.25	231	226	234	225	228
1.95	173	171	176	170	170
1.65	118	120	122	119	115
1.35	77	80	81	79	75
1.05	56	58	59	57	54
0.75	41	43	44	42	40
0.45	29	30	31	30	28
0.15	22	23	23	23	22

Specifications:

Wall height (m)	3
Offset from Wall (m)	1
Luminaire spacing (m)	1

H (m)	Surface illumination (lux)				
	below the luminaire	between the luminaire	below the luminaire	between the luminaire	below the luminaire
2.85	35	33	35	33	35
2.55	65	65	66	64	65
2.25	79	79	80	79	78
1.95	87	86	88	86	86
1.65	83	81	84	81	82
1.35	68	67	69	67	67
1.05	55	55	56	54	54
0.75	44	45	45	44	43
0.45	34	35	35	35	33
0.15	28	29	29	29	27

DWP31-LM18E-30WBWT

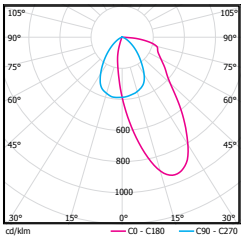

Specifications:

Wall height (m)	4.5
Offset from Wall (m)	1
Luminaire spacing (m)	1

H (m)	Surface illumination (lux)				
	below the luminaire	between the luminaire	below the luminaire	between the luminaire	below the luminaire
4.275	198	184	200	185	197
3.825	210	219	213	219	209
3.375	198	206	202	206	197
2.925	172	175	177	175	171
2.475	134	136	138	135	133
2.025	92	96	97	95	91
1.575	68	72	72	72	68
1.125	52	55	55	54	51
0.675	38	39	40	39	37
0.225	30	31	32	31	30

Specifications:

Wall height (m)	4.5
Offset from Wall (m)	1.5
Luminaire spacing (m)	1.5

H (m)	Surface illumination (lux)				
	below the luminaire	between the luminaire	below the luminaire	between the luminaire	below the luminaire
4.275	72	68	72	68	72
3.825	92	93	94	93	92
3.375	95	99	96	99	94
2.925	92	96	94	96	91
2.475	88	90	90	90	87
2.025	77	77	79	77	76
1.575	65	66	67	66	65
1.125	54	55	56	55	53
0.675	43	44	45	44	43
0.225	35	37	37	37	35

DWP41-LM25E-30WBWT

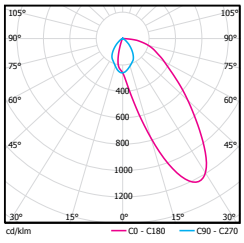

Specifications:

Wall height (m)	6
Offset from Wall (m)	1.5
Luminaire spacing (m)	1.5

H (m)	Surface illumination (lux)				
	below the luminaire	between the luminaire	below the luminaire	between the luminaire	below the luminaire
5.7	131	119	133	119	131
5.1	213	210	214	210	213
4.5	239	232	242	232	239
3.9	212	218	215	218	212
3.3	164	170	168	170	164
2.7	110	113	114	114	111
2.1	79	81	82	81	79
1.5	57	59	60	59	58
0.9	41	42	43	42	41
0.3	36	37	38	37	37

Specifications:

Wall height (m)	6
Offset from Wall (m)	2
Luminaire spacing (m)	2

H (m)	Surface illumination (lux)				
	below the luminaire	between the luminaire	below the luminaire	between the luminaire	below the luminaire
5.7	65	58	63	58	66
5.1	111	107	111	107	111
4.5	136	133	137	134	137
3.9	140	135	141	136	140
3.3	128	130	129	130	129
2.7	107	110	109	110	107
2.1	85	87	87	88	86
1.5	67	69	69	69	68
0.9	51	52	53	52	51
0.3	46	46	46	46	46

Light Distribution

DWP51-LD32E-30WBWT

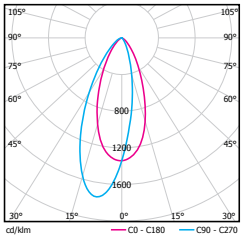

Specifications:

Wall height (m)	6
Offset from Wall (m)	1
Luminaire spacing (m)	1

H (m)	Surface illumination (lux)				
	below the luminaire	between the luminaire	below the luminaire	between the luminaire	below the luminaire
5.7	100	95	101	95	101
5.1	286	275	290	275	286
4.5	401	404	408	405	403
3.9	389	401	400	403	391
3.3	319	330	331	331	321
2.7	197	259	261	260	250
2.1	193	203	205	204	195
1.5	154	163	165	164	156
0.9	130	138	140	139	133
0.3	120	128	130	129	123

Specifications:

Wall height (m)	6
Offset from Wall (m)	1.5
Luminaire spacing (m)	1.5

H (m)	Surface illumination (lux)				
	below the luminaire	between the luminaire	below the luminaire	between the luminaire	below the luminaire
5.7	38	36	38	36	38
5.1	95	91	96	91	95
4.5	148	143	150	143	146
3.9	183	183	186	183	184
3.3	190	195	194	195	191
2.7	179	185	184	185	180
2.1	160	165	165	166	161
1.5	141	146	148	146	143
0.9	126	133	133	133	128
0.3	118	123	125	124	119

PLANA PRO WALL WASHER RGBW



Body Material	*Die-cast aluminum*
Optical System	*Patented LiteBrush® Wall Washer optical system*
Finish	*Environmentally safe powder coat*
Cut Off Angle	*35°*

LED Options

	DWP31	DWP41
LED Type	*COB*	*COB*
CRI	*90*	*90*
LED Color Consistency	*3 SDCM*	*3 SDCM*
LED Color	*RGBW(3000K)*	*RGBW(3000K)*
LED Lifetime	*>50,000h-L70 / B10- Ta25℃ (LM-80/TM-21)*	*>50,000h-L70 / B10- Ta25℃ (LM-80/TM-21)*

Product Data

	DWP31	DWP41
LED Power	*14W*	*24W*
LED Lumen Output(3000K)	*700lm*	*1200lm*
Cutout	*Ø93mm*	*Ø116mm*
Ceiling Thickness	*1mm-35mm*	*1mm-40mm*
Finish Color	*White/Black*	*White/Black*
Net Weight	*1.0Kg*	*1.45Kg*

Product Light Peformance(System Lumens @3000K)

Model / Beam		Wall Washer
DWP31	**LM14**	*604lm*
DWP41	**LM24**	*1605lm*

Model Number

Drawing	Model	Size	Trim	LED Power	Driver	CCT	Beam	Reflector	Finish
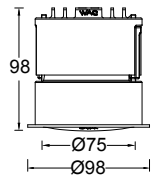	**DWP**	**3** *3"*	**1** *Round Trim*	**LM14** *14W*	**M** *DMX512 Dimming 24V DC Power Supply*	**F3** *RGBW(3000K)*	**W** *Wall Washer*	**B** *Black*	**WT** *White* **BK** *Black*

Example : DWP31-LD14M-F3WBBK

Drawing	Model	Size	Trim	LED Power	Driver	CCT	Beam	Reflector	Finish
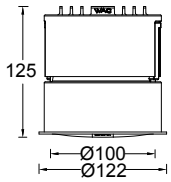	**DWP**	**4** *4"*	**1** *Round Trim*	**LM24** *24W*	**M** *DMX512 Dimming 24V DC Power Supply*	**F3** *RGBW(3000K)*	**W** *Wall Washer*	**B** *Black*	**WT** *White* **BK** *Black*

Example : DWP41-LM24M-F3WBBK



AETHER

The AETHER series of LED Recessed Adjustable Downlights blends seamlessly into the ceiling. Excellent anti-glare performance, color consistency, and outstanding visual comfort make it ideal for a variety of hotel applications and other interior spaces.



Wuxi International Conference Center
Wuxi, Jiangsu Province

AETHER ROUND DOWNLIGHT-DIRECTIONAL



Body Material	*Die-cast aluminum*
Optical System	*Clear lens included+Reflector*
Finish	*Environmentally safe powder coat*
Adjustable Angle	*0°-355° horizontal rotation and 0°-25° vertical aiming tilt*
Cut Off Angle	*35°(KDA2/KDA3/KDA4)/40°(KDA5/KDA6)*

LED Options

	KDA21	KDA31	KDA41	KDA51	KDA61
LED Type	*COB*	*COB*	*COB*	*COB*	*COB*
CRI	*90*	*90*	*90*	*90*	*90*
LED Color Consistency	*3 SDCM*	*3 SDCM*	*3 SDCM*	*3 SDCM*	*3 SDCM*
LED Color	*2700K/ 3000K/3500K/ 4000K/5000K*	*2700K/ 3000K/3500K/ 4000K/5000K*	*2700K/ 3000K/3500K/ 4000K/5000K*	*2700K/ 3000K/3500K/ 4000K/5000K*	*2700K/ 3000K/3500K/ 4000K/5000K*
LED Lifetime	*>36000h-L70 /B10-Ta25℃ (LM-80/TM-21)*	*>36000h-L70 /B10-Ta25℃ (LM-80/TM-21)*	*>36000h-L70 /B10-Ta25℃ (LM-80/TM-21)*	*>36000h-L70 /B10-Ta25℃ (LM-80/TM-21)*	*>36000h-L70 /B10-Ta25℃ (LM-80/TM-21)*

Product Data

	KDA21	KDA31	KDA41	KDA51	KDA61
LED Power	*4W/7W*	*7W/10W/13W*	*18W/25W*	*25W/32W*	*32W/43W*
LED Lumen Output(3000K)	*557lm/780lm*	*1120lm/1500lm/1950lm*	*2700lm/3750lm*	*3750lm/4800lm*	*4800lm/6450lm*
Cutout	*Ø55mm*	*Ø75mm*	*Ø100mm*	*Ø125mm*	*Ø160mm*
Ceiling Thickness	*5mm-15mm*	*5mm-15mm*	*5mm-25mm*	*1mm-25mm*	*1mm-25mm*
Finish Color	*White/Black*	*White/Black*	*White/Black*	*White/Black*	*White/Black*
Net Weight	*0.11Kg*	*0.24Kg*	*0.48Kg*	*0.96Kg*	*1.92Kg*

Product Light Peformance(System Lumens @3000K)

Model \ Beam		15°	24°	36°	50°
KDA21	**LM04**	*283lm*	*391lm*	*328lm*	*289lm*
	LM07	*452lm*	*626lm*	*525lm*	*463lm*
KDA31	**LM07**	*640lm*	*784lm*	*762lm*	*754lm*
	LM10	*800lm*	*920lm*	*900lm*	*955lm*
	LM13	*1184lm*	*1327lm*	*1309lm*	*1301lm*
KDA41	**LM18**	*11954lm*	*8580lm*	*4419lm*	*2631lm*
	LM25	*16603lm*	*11918lm*	*6138lm*	*3425lm*
KDA51	**LM25**	*27759lm*	*15501lm*	*6389lm*	*3841lm*
	LM32	*33801lm*	*19872lm*	*8192lm*	*4925lm*
KDA61	**LM32**	*34628lm*	*20672lm*	*9163lm*	*5126lm*
	LM43	*41553lm*	*24806lm*	*10995lm*	*6151lm*

Model Number

Drawing	Model	Size	Trim	LED Power	Driver	Beam	CCT	Reflector	Finish
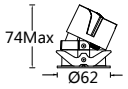	**KDA**	**2** *2"*	**1** *Round Trim*	**LM04** *COB 4W* **LM07** *COB 7W*	**E** *ON-OFF* **D** *0-10V Dimming*	**1** *15°* **2** *24°* **3** *36°* **5** *50°*	**27** *2700K* **30** *3000K* **35** *3500K* **40** *4000K* **50** *5000K*	**B** *Black* **S** *Specular*	**WT** *White* **BK** *Black*
				LM07 *COB 7W*	**N** *No Driver*				

Example : KDA21-LM07E-130SWT
Note: Only 15° and 24° are standard configured with Honeycomb.

Drawing	Model	Size	Trim	LED Power	Driver	Beam	CCT	Reflector	Finish
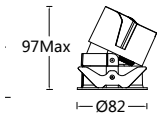	**KDA**	**3** *3"*	**1** *Round Trim*	**LM07** *COB 4W* **LM10** *COB 7W* **LM13** *COB 13W*	**E** *ON-OFF* **D** *0-10V Dimming*	**1** *15°* **2** *24°* **3** *36°* **5** *50°*	**27** *2700K* **30** *3000K* **35** *3500K* **40** *4000K* **50** *5000K*	**B** *Black* **W** *White* **S** *Specular* **T** *Black Step* **H** *White Step*	**WT** *White* **BK** *Black*
				LM13 *COB 13W*	**N** *No Driver*				

Example : KDA31-LM07E-130SWT
Note: Only 15° and 24° are standard configured with Honeycomb.

Drawing	Model	Size	Trim	LED Power	Driver	Beam	CCT	Reflector	Finish
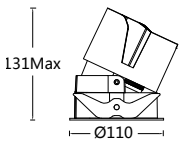	**KDA**	**4** *4"*	**1** *Round Trim*	**LM18** *COB 18W* **LM25** *COB 25W*	**E** *ON-OFF* **D** *0-10V Dimming*	**1** *15°* **2** *24°* **3** *36°* **5** *50°*	**27** *2700K* **30** *3000K* **35** *3500K* **40** *4000K* **50** *5000K*	**B** *Black* **S** *Specular*	**WT** *White* **BK** *Black*
				LM25 *COB 25W*	**N** *No Driver*				

Example : KDA41-LM18E-130SWT

Drawing	Model	Size	Trim	LED Power	Driver	Beam	CCT	Reflector	Finish
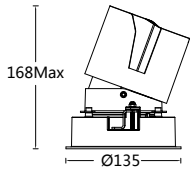	**KDA**	**5** *5"*	**1** *Round Trim*	**LM25** *COB 25W* **LM32** *COB 32W*	**E** *ON-OFF* **D** *0-10V Dimming*	**1** *15°* **2** *24°* **3** *36°* **5** *50°*	**27** *2700K* **30** *3000K* **35** *3500K* **40** *4000K* **50** *5000K*	**B** *Black* **S** *Specular*	**WT** *White* **BK** *Black*
				LM32 *COB 32W*	**N** *No Driver*				

Example : KDA51-LM25E-130SWT

Drawing	Model	Size	Trim	LED Power	Driver	Beam	CCT	Reflector	Finish
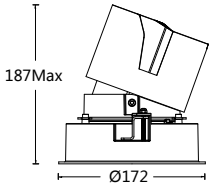	**KDA**	**6** *6"*	**1** *Round Trim*	**LM32** *COB 32W* **LM43** *COB 43W*	**E** *ON-OFF* **D** *0-10V Dimming*	**1** *15°* **2** *24°* **3** *36°* **5** *50°*	**27** *2700K* **30** *3000K* **35** *3500K* **40** *4000K* **50** *5000K*	**B** *Black* **S** *Specular*	**WT** *White* **BK** *Black*
				LM43 *COB 43W*	**N** *No Driver*				

Example : KDA61-LM32E-130SWT

Light Distribution

KDA21

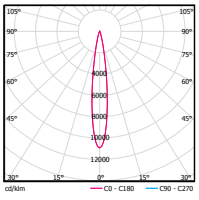

KDA21-LM07E-130BWT

0° Aiming Angle

D(M)	LUX	W	L
1	3644	0.3	0.3
2	911	0.6	0.6
3	405	0.8	0.8
4	228	1.1	1.1

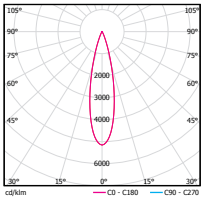

KDA21-LM07E-230BWT

0° Aiming Angle

D(M)	LUX	W	L
1	3276	0.4	0.4
2	819	0.8	0.8
3	364	1.3	1.3
4	205	1.7	1.7

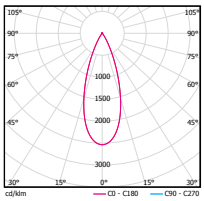

KDA21-LM07E-330BWT

0° Aiming Angle

D(M)	LUX	W	L
1	1666	0.6	0.6
2	417	1.3	1.3
3	185	1.9	1.9
4	104	2.6	2.6

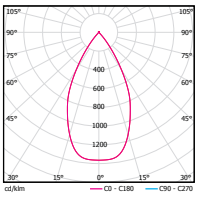

KDA21-LM07E-530BWT

0° Aiming Angle

D(M)	LUX	W	L
1	1666	1.0	1.0
2	167	2.0	2.0
3	74	3.1	3.1
4	42	4.1	4.1

KDA31

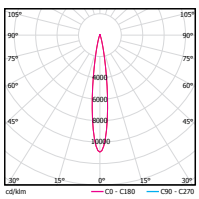

KDA31-LM13E-130BWT

0° Aiming Angle

D(M)	LUX	W	L
1	7600	0.3	0.3
2	1900	0.5	0.5
3	844	0.8	0.8
4	475	1.0	1.0

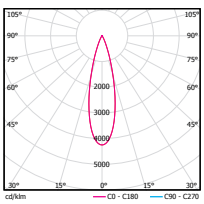

KDA31-LM13E-230BWT

0° Aiming Angle

D(M)	LUX	W	L
1	5908	0.5	0.5
2	1477	0.9	0.9
3	656	1.4	1.4
4	369	1.9	1.9

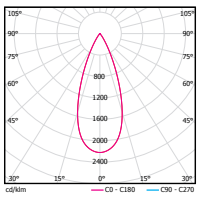

KDA31-LM13E-330BWT

0° Aiming Angle

D(M)	LUX	W	L
1	2760	0.7	0.7
2	690	1.4	1.4
3	307	2.1	2.1
4	173	2.9	2.9

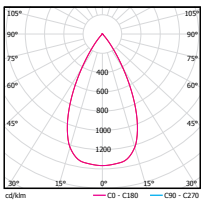

KDA31-LM13E-530BWT

0° Aiming Angle

D(M)	LUX	W	L
1	1991	1.0	1.0
2	495	2.0	2.0
3	221	3.0	3.0
4	124	4.0	4.0

KDA41

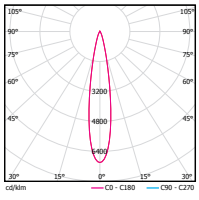

KDA41-LM25E-130BWT

0° Aiming Angle

D(M)	LUX	W	L
1	2651	0.3	0.3
2	663	0.6	0.6
3	295	0.9	0.9
4	166	1.2	1.2

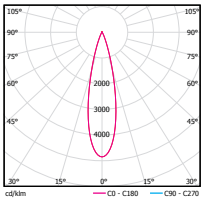

KDA41-LM25E-230BWT

0° Aiming Angle

D(M)	LUX	W	L
1	2839	0.4	0.4
2	710	0.9	0.9
3	315	1.3	1.3
4	177	1.7	1.7

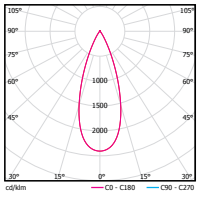

KDA41-LM25E-330BWT

0° Aiming Angle

D(M)	LUX	W	L
1	2864	0.7	0.7
2	716	1.3	1.3
3	318	2.0	2.0
4	179	2.7	2.7

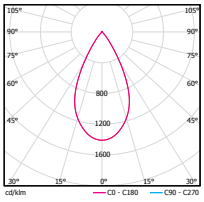

KDA41-LM25E-530BWT

0° Aiming Angle

D(M)	LUX	W	L
1	2694	1.0	1.0
2	674	2.0	2.0
3	299	3.0	3.0
4	168	4.0	4.0

Light Distribution

KDA51

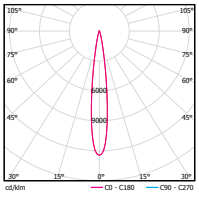

KDA51-LM32E-130BWT

0° Aiming Angle

D(M)	LUX	W	L
1	2957	0.2	0.2
2	739	0.5	0.5
3	329	0.7	0.7
4	185	1.0	1.0

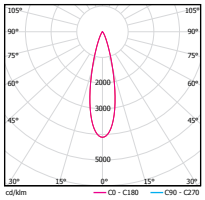

KDA51-LM32E-230BWT

0° Aiming Angle

D(M)	LUX	W	L
1	3400	0.5	0.5
2	850	0.9	0.9
3	378	1.4	1.4
4	213	1.8	1.8

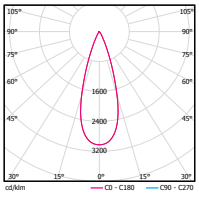

KDA51-LM32E-330BWT

0° Aiming Angle

D(M)	LUX	W	L
1	3334	0.6	0.6
2	834	1.2	1.2
3	370	1.8	1.8
4	208	2.4	2.4

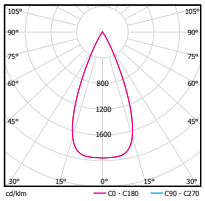

KDA51-LM32E-530BWT

0° Aiming Angle

D(M)	LUX	W	L
1	3389	0.8	0.8
2	847	1.7	1.7
3	377	2.5	2.5
4	212	3.3	3.3

KDA61

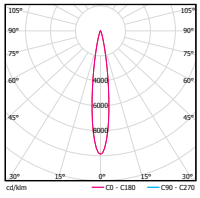

KDA61-LM32E-130BWT

0° Aiming Angle

D(M)	LUX	W	L
1	3430	0.3	0.3
2	858	0.5	0.5
3	381	0.8	0.8
4	214	1.1	1.1

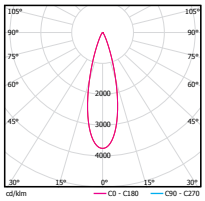

KDA61-LM32E-230BWT

0° Aiming Angle

D(M)	LUX	W	L
1	3570	0.5	0.5
2	893	1.0	1.0
3	397	1.5	1.5
4	223	2.0	2.0

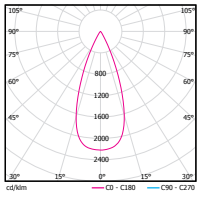

KDA61-LM32E-330BWT

0° Aiming Angle

D(M)	LUX	W	L
1	3605	0.7	0.7
2	901	1.4	1.4
3	401	2.1	2.1
4	225	2.8	2.8

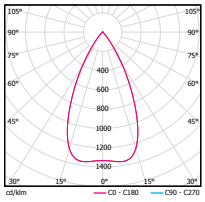

KDA61-LM32E-530BWT

0° Aiming Angle

D(M)	LUX	W	L
1	3425	1.0	1.0
2	856	2.0	2.0
3	381	2.9	2.9
4	214	3.9	3.9

AETHER SQUARE DOWNLIGHT-DIRECTIONAL



Body Material	*Die-cast aluminum*
Optical System	*Clear lens included+Reflector*
Finish	*Environmentally safe powder coat*
Adjustable Angle	*0°-355° horizontal rotation and 0°-25° vertical aiming tilt*
Cut Off Angle	*35°(KDA2/KDA3/KDA4)/40°(KDA5/KDA6)*

LED Options

	KDA25	KDA35	KDA45	KDA55	KDA65
LED Type	*COB*	*COB*	*COB*	*COB*	*COB*
CRI	*90*	*90*	*90*	*90*	*90*
LED Color Consistency	*3 SDCM*	*3 SDCM*	*3 SDCM*	*3 SDCM*	*3 SDCM*
LED Color	*2700K/ 3000K/3500K/ 4000K/5000K*	*2700K/ 3000K/3500K/ 4000K/5000K*	*2700K/ 3000K/3500K/ 4000K/5000K*	*2700K/ 3000K/3500K/ 4000K/5000K*	*2700K/ 3000K/3500K/ 4000K/5000K*
LED Lifetime	*>36000h-L70 /B10-Ta25℃ (LM-80/TM-21)*	*>36000h-L70 /B10-Ta25℃ (LM-80/TM-21)*	*>36000h-L70 /B10-Ta25℃ (LM-80/TM-21)*	*>36000h-L70 /B10-Ta25℃ (LM-80/TM-21)*	*>36000h-L70 /B10-Ta25℃ (LM-80/TM-21)*

Product Data

	KDA25	KDA35	KDA45	KDA55	KDA65
LED Power	*4W/7W*	*7W/10W/13W*	*18W/25W*	*25W/32W*	*32W/43W*
LED Lumen Output(3000K)	*557lm/780lm*	*1120lm/1500lm/1950lm*	*2700lm/3750lm*	*3750lm/4800lm*	*4800lm/6450lm*
Cutout	*☐ 55mmx55mm*	*☐ 75mmx75mm*	*☐ 100mmx100mm*	*☐ 125mmx125mm*	*☐ 160mmx160mm*
Ceiling Thickness	*5mm-15mm*	*5mm-15mm*	*5mm-25mm*	*1mm-25mm*	*1mm-25mm*
Finish Color	*White/Black*	*White/Black*	*White/Black*	*White/Black*	*White/Black*
Net Weight	*0.11Kg*	*0.24Kg*	*0.48Kg*	*0.96Kg*	*1.92Kg*

Product Light Peformance(System Lumens @3000K)

Model \ Beam		15°	24°	36°	50°
KDA25	**LM04**	*283lm*	*391lm*	*328lm*	*289lm*
	LM07	*452lm*	*626lm*	*525lm*	*463lm*
KDA35	**LM07**	*640lm*	*784lm*	*762lm*	*754lm*
	LM10	*800lm*	*920lm*	*900lm*	*955lm*
	LM13	*1184lm*	*1327lm*	*1309lm*	*1301lm*
KDA45	**LM18**	*11954lm*	*8580lm*	*4419lm*	*2631lm*
	LM25	*16603lm*	*11918lm*	*6138lm*	*3425lm*
KDA55	**LM25**	*27759lm*	*15501lm*	*6389lm*	*3841lm*
	LM32	*33801lm*	*19872lm*	*8192lm*	*4925lm*
KDA65	**LM32**	*34628lm*	*20672lm*	*9163lm*	*5126lm*
	LM43	*41553lm*	*24806lm*	*10995lm*	*6151lm*

Model Number

Drawing	Model	Size	Trim	LED Power	Driver	Beam	CCT	Reflector	Finish
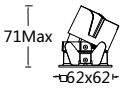	**KDA**	**2** *2"*	**5** *Square Trim*	**LM04** *COB 4W* **LM07** *COB 7W*	**E** *ON-OFF* **D** *0-10V Dimming*	**1** *15°* **2** *24°* **3** *36°* **5** *50°*	**27** *2700K* **30** *3000K* **35** *3500K* **40** *4000K* **50** *5000K*	**B** *Black* **S** *Specular*	**WT** *White* **BK** *Black*
				LM07 *COB 7W*	**N** *No Driver*				

Example : KDA25-LM07E-130SWT
Note: Only 15° and 24° are standard configured with Honeycomb.

Drawing	Model	Size	Trim	LED Power	Driver	Beam	CCT	Reflector	Finish
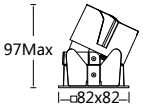	**KDA**	**3** *3"*	**5** *Square Trim*	**LM07** *COB 4W* **LM10** *COB 7W* **LM13** *COB 13W*	**E** *ON-OFF* **D** *0-10V Dimming*	**1** *15°* **2** *24°* **3** *36°* **5** *50°*	**27** *2700K* **30** *3000K* **35** *3500K* **40** *4000K* **50** *5000K*	**B** *Black* **W** *White* **S** *Specular* **T** *Black Step* **H** *White Step*	**WT** *White* **BK** *Black*
				LM13 *COB 13W*	**N** *No Driver*				

Example : KDA35-LM07E-130SWT
Note: Only 15° and 24° are standard configured with Honeycomb.

Drawing	Model	Size	Trim	LED Power	Driver	Beam	CCT	Reflector	Finish
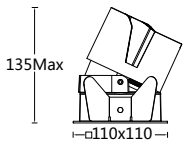	**KDA**	**4** *4"*	**5** *Round Trim*	**LM18** *COB 18W* **LM25** *COB 25W*	**E** *ON-OFF* **D** *0-10V Dimming*	**1** *15°* **2** *24°* **3** *36°* **5** *50°*	**27** *2700K* **30** *3000K* **35** *3500K* **40** *4000K* **50** *5000K*	**B** *Black* **S** *Specular*	**WT** *White* **BK** *Black*
				LM25 *COB 25W*	**N** *No Driver*				

Example : KDA45-LM18E-130SWT

Drawing	Model	Size	Trim	LED Power	Driver	Beam	CCT	Reflector	Finish
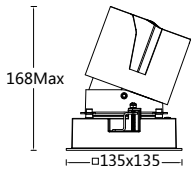	**KDA**	**5** *5"*	**5** *Round Trim*	**LM25** *COB 25W* **LM32** *COB 32W*	**E** *ON-OFF* **D** *0-10V Dimming*	**1** *15°* **2** *24°* **3** *36°* **5** *50°*	**27** *2700K* **30** *3000K* **35** *3500K* **40** *4000K* **50** *5000K*	**B** *Black* **S** *Specular*	**WT** *White* **BK** *Black*
				LM32 *COB 32W*	**N** *No Driver*				

Example : KDA55-LM25E-130SWT

Drawing	Model	Size	Trim	LED Power	Driver	Beam	CCT	Reflector	Finish
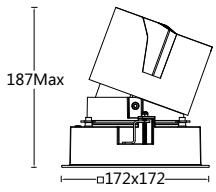	**KDA**	**6** *6"*	**5** *Round Trim*	**LM32** *COB 32W* **LM43** *COB 43W*	**E** *ON-OFF* **D** *0-10V Dimming*	**1** *15°* **2** *24°* **3** *36°* **5** *50°*	**27** *2700K* **30** *3000K* **35** *3500K* **40** *4000K* **50** *5000K*	**B** *Black* **S** *Specular*	**WT** *White* **BK** *Black*
				LM43 *COB 43W*	**N** *No Driver*				

Example : KDA65-LM32E-130SWT

Light Distribution

KDA25

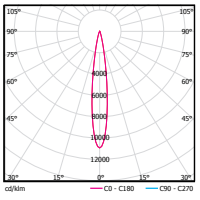

KDA25-LM07E-130BWT

0° Aiming Angle

D(M)	LUX	W	L
1	3644	0.3	0.3
2	911	0.6	0.6
3	405	0.8	0.8
4	228	1.1	1.1

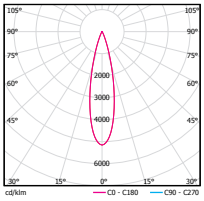

KDA25-LM07E-230BWT

0° Aiming Angle

D(M)	LUX	W	L
1	3276	0.4	0.4
2	819	0.8	0.8
3	364	1.3	1.3
4	205	1.7	1.7

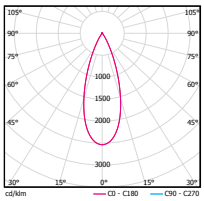

KDA25-LM07E-330BWT

0° Aiming Angle

D(M)	LUX	W	L
1	1666	0.6	0.6
2	417	1.3	1.3
3	185	1.9	1.9
4	104	2.6	2.6

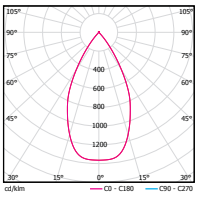

KDA25-LM07E-530BWT

0° Aiming Angle

D(M)	LUX	W	L
1	1666	1.0	1.0
2	167	2.0	2.0
3	74	3.1	3.1
4	42	4.1	4.1

KDA35

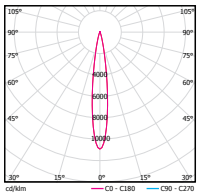

KDA35-LM13E-130BWT

0° Aiming Angle

D(M)	LUX	W	L
1	7600	0.3	0.3
2	1900	0.5	0.5
3	844	0.8	0.8
4	475	1.0	1.0

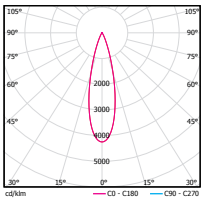

KDA35-LM13E-230BWT

0° Aiming Angle

D(M)	LUX	W	L
1	5908	0.5	0.5
2	1477	0.9	0.9
3	656	1.4	1.4
4	369	1.9	1.9

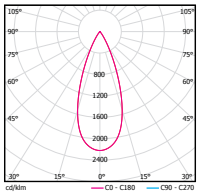

KDA35-LM13E-330BWT

0° Aiming Angle

D(M)	LUX	W	L
1	2760	0.7	0.7
2	690	1.4	1.4
3	307	2.1	2.1
4	173	2.9	2.9

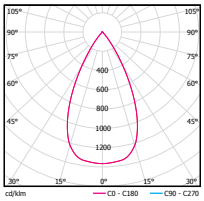

KDA35-LM13E-530BWT

0° Aiming Angle

D(M)	LUX	W	L
1	1991	1.0	1.0
2	495	2.0	2.0
3	221	3.0	3.0
4	124	4.0	4.0

KDA45

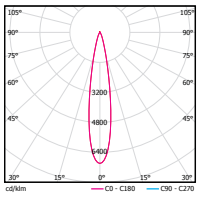

KDA45-LM25E-130BWT

0° Aiming Angle

D(M)	LUX	W	L
1	2651	0.3	0.3
2	663	0.6	0.6
3	295	0.9	0.9
4	166	1.2	1.2

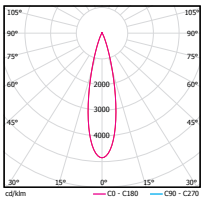

KDA45-LM25E-230BWT

0° Aiming Angle

D(M)	LUX	W	L
1	2839	0.4	0.4
2	710	0.9	0.9
3	315	1.3	1.3
4	177	1.7	1.7

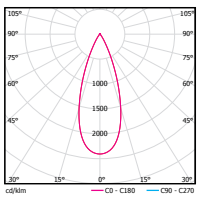

KDA45-LM25E-330BWT

0° Aiming Angle

D(M)	LUX	W	L
1	2864	0.7	0.7
2	716	1.3	1.3
3	318	2.0	2.0
4	179	2.7	2.7

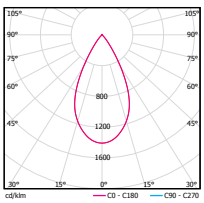

KDA45-LM25E-530BWT

0° Aiming Angle

D(M)	LUX	W	L
1	2694	1.0	1.0
2	674	2.0	2.0
3	299	3.0	3.0
4	168	4.0	4.0

Light Distribution

KDA55

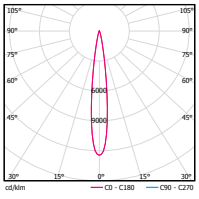

KDA55-LM32E-130BWT

0° Aiming Angle

D(M)	LUX	W	L
1	2957	0.2	0.2
2	739	0.5	0.5
3	329	0.7	0.7
4	185	1.0	1.0

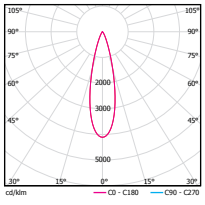

KDA55-LM32E-230BWT

0° Aiming Angle

D(M)	LUX	W	L
1	3400	0.5	0.5
2	850	0.9	0.9
3	378	1.4	1.4
4	213	1.8	1.8

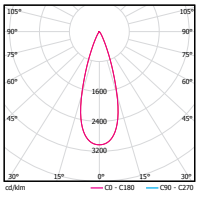

KDA55-LM32E-330BWT

0° Aiming Angle

D(M)	LUX	W	L
1	3334	0.6	0.6
2	834	1.2	1.2
3	370	1.8	1.8
4	208	2.4	2.4

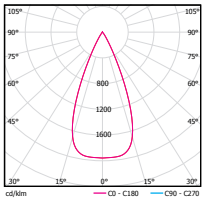

KDA55-LM32E-530BWT

0° Aiming Angle

D(M)	LUX	W	L
1	3389	0.8	0.8
2	847	1.7	1.7
3	377	2.5	2.5
4	212	3.3	3.3

KDA65

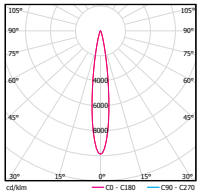

KDA65-LM32E-130BWT

0° Aiming Angle

D(M)	LUX	W	L
1	3430	0.3	0.3
2	858	0.5	0.5
3	381	0.8	0.8
4	214	1.1	1.1

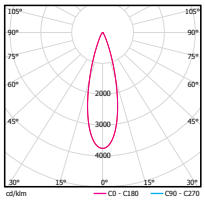

KDA65-LM32E-230BWT

0° Aiming Angle

D(M)	LUX	W	L
1	3570	0.5	0.5
2	893	1.0	1.0
3	397	1.5	1.5
4	223	2.0	2.0

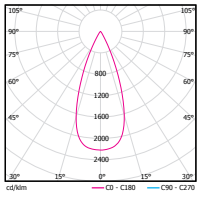

KDA65-LM32E-330BWT

0° Aiming Angle

D(M)	LUX	W	L
1	3605	0.7	0.7
2	901	1.4	1.4
3	401	2.1	2.1
4	225	2.8	2.8

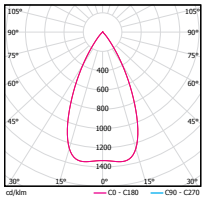

KDA65-LM32E-530BWT

0° Aiming Angle

D(M)	LUX	W	L
1	3425	1.0	1.0
2	856	2.0	2.0
3	381	2.9	2.9
4	214	3.9	3.9



ULTRA

The ULTRA Downlight is ideal for general lighting while the Directional style is perfect for accent illumination. The unique reflector design features a cut-off that directs the beam whenever you need it. Various beam angles can be added to the luminaires without tools for a broad range of applications. Square and trim styles are available, and various optic options are offered.



Chang'an Yue The Belt and Road Culture & Arts Center
Xi'an, Shanxi Province

ULTRA ROUND TRIM DOWNLIGHT-DIRECTIONAL



Body Material	*Die-cast aluminum*
Optical System	*Clear lens included+Reflector*
Finish	*Environmentally safe powder coat*
Adjustable Angle	*0°-360° horizontal rotation and 0°-30° vertical aiming tilt*
Accessories/Brackets	*Various optical accessories*
Cut Off Angle	*35°*

LED Options

	DLN21	DLN31	DLN41
LED Type	*COB*	*COB*	*COB*
CRI	*90*	*90*	*90*
LED Color Consistency	*3 SDCM*	*3 SDCM*	*3 SDCM*
LED Color	*2700K/ 3000K/3500K/ 4000K/5000K/2700K-6000K*	*2700K/ 3000K/3500K/ 4000K/5000K/2700K-6000K*	*2700K/ 3000K/3500K/ 4000K/5000K/2700K-6000K*
LED Lifetime	*>50000h-L70 /B10- Ta25℃ (LM-80/TM-21)*	*>50000h-L70 /B10- Ta25℃ (LM-80/TM-21)*	*>50000h-L70 /B10- Ta25℃ (LM-80/TM-21)*

Product Data

	DLN21	DLN31	DLN41
LED Power	*5W/7W*	*7W/8W/10W/13W*	*8W/13W/18W/25W*
LED Lumen Output(3000K)	*564lm/728lm*	*800lm/720lm/1150lm/1495lm*	*720lm/1645lm/2220lm/2960lm*
Cutout	*Ø55mm*	*Ø78mm*	*Ø100mm*
Ceiling Thickness	*5mm-15mm*	*5mm-25mm*	*5mm-25mm*
Finish Color	*White/Black*	*White/Black*	*White/Black*
Net Weight	*0.12Kg*	*0.45Kg*	*0.8Kg*

Product Light Peformance(System Lumens @3000K)

Model \ Beam		8°	13°	15°	18°	24°	28°	36°	50°
DLN21	LM05	/	/	245lm	/	408lm	/	394lm	351lm
	LM07	/	/	316lm	/	526lm	/	509lm	453lm
	LM07(CCT Tunable)	/	/	/	/	395lm	/	380lm	453lm
DLN31	LM07	/	533lm	/	585lm	/	641lm	643lm	425lm
	LM08	375lm	/	/	/	/	/	/	/
	LM10	/	643lm	/	714lm	/	790lm	804lm	532lm
	LM13	/	820lm	/	935lm	/	1035lm	1024lm	677lm
	LM13(CCT Tunable)	/		/	935lm	/	1035lm	1024lm	677lm
DLN41	LM08	375lm	/	/	/	/	/	/	/
	LM13	/	969lm	/	1135lm	/	1327lm	1268lm	1237lm
	LM18	/	1309lm	/	1533lm	/	1793lm	1714lm	1671lm
	LM25	/	1716lm	/	2009lm	/	2351lm	2246lm	2190lm
	LM25(CCT Tunable)	/	/	/	2009lm	/	2351lm	2246lm	2190lm

Model Number

Drawing	Model	Size	Trim	LED Power	Driver	Beam	CCT	Reflector	Finish
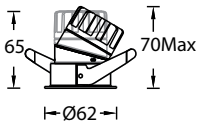	**DLN**	**2** *2"*	**1** *Round Trim*	**LM05** *COB 5W* **LM07** *COB 7W*	**E** *ON-OFF* **D** *0-10V Dimming*	**1** *15°* **2** *24°* **3** *36°* **5** *50°*	**27** *2700K* **30** *3000K* **35** *3500K* **40** *4000K* **50** *5000K*	**B** *Black* **S** *Specular*	**WT** *White* **BK** *Black*
	DLN	**2** *2"*	**1** *Round Trim*	**LM07** *COB 7W*	**N** *No Driver* **A** *DALI*	**1** *15°* **2** *24°* **3** *36°* **5** *50°*	**27** *2700K* **30** *3000K* **35** *3500K* **40** *4000K* **50** *5000K*	**B** *Black* **S** *Specular*	**WT** *White* **BK** *Black*
	DLN	**2** *2"*	**1** *Round Trim*	**LM07** *COB 7W*	**N** *No Driver* **A** *DALI*	**2** *24°* **3** *36°* **5** *50°*	**CC** *2700K-6000K (Tunable)*	**B** *Black* **S** *Specular*	**WT** *White* **BK** *Black*

Example : DLN21-LM07E-230SWT
Note: Only 15° are standard configured with Honeycomb.

Drawing	Model	Size	Trim	LED Power	Driver	Beam	CCT	Reflector	Finish
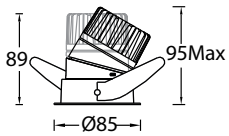	**DLN**	**3** *3"*	**1** *Round Trim*	**LM08** *COB 8W*	**E** *ON-OFF* **D** *0-10V Dimming*	**S** *8°*	**27** *2700K* **30** *3000K* **35** *3500K* **40** *4000K* **50** *5000K*	**B** *Black* **S** *Specular*	**WT** *White* **BK** *Black*
	DLN	**3** *3"*	**1** *Round Trim*	**LM07** *COB 7W* **LM10** *COB10W* **LM13** *COB13W*	**E** *ON-OFF* **D** *0-10V Dimming*	**N** *13°* **1** *18°* **2** *28°* **3** *36°* **5** *50°*	**27** *2700K* **30** *3000K* **35** *3500K* **40** *4000K* **50** *5000K*	**B** *Black* **S** *Specular*	**WT** *White* **BK** *Black*
	DLN	**3** *3"*	**1** *Round Trim*	**LM13** *COB 13W*	**N** *No Driver* **A** *DALI*	**N** *13°* **1** *18°* **2** *28°* **3** *36°* **5** *50°*	**27** *2700K* **30** *3000K* **35** *3500K* **40** *4000K* **50** *5000K*	**B** *Black* **S** *Specular*	**WT** *White* **BK** *Black*
	DLN	**3** *3"*	**1** *Round Trim*	**LM13** *COB 13W*	**N** *No Driver* **A** *DALI*	**1** *18°* **2** *28°* **3** *36°* **5** *50°*	**CC** *2700K-6000K (Tunable)*	**B** *Black* **S** *Specular*	**WT** *White* **BK** *Black*

Example : DLN31-LM07E-230SWT
Note: Only 8°,13° , 18° are standard configured with Honeycomb.

Drawing	Model	Size	Trim	LED Power	Driver	Beam	CCT	Reflector	Finish
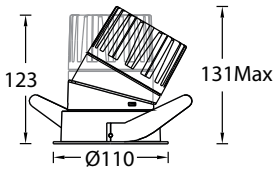	**DLN**	**4** *4"*	**1** *Round Trim*	**LM08** *COB 8W*	**E** *ON-OFF* **D** *0-10V Dimming*	**S** *8°*	**27** *2700K* **30** *3000K* **35** *3500K* **40** *4000K* **50** *5000K*	**B** *Black* **S** *Specular*	**WT** *White* **BK** *Black*
	DLN	**4** *4"*	**1** *Round Trim*	**LM13** *COB 13W* **LM18** *COB 18W* **LM25** *COB 25W*	**E** *ON-OFF* **D** *0-10V Dimming*	**N** *13°* **1** *19°* **2** *28°* **3** *36°* **5** *50°*	**27** *2700K* **30** *3000K* **35** *3500K* **40** *4000K* **50** *5000K*	**B** *Black* **S** *Specular*	**WT** *White* **BK** *Black*
	DLN	**4** *4"*	**1** *Round Trim*	**LM25** *COB 25W*	**N** *No Driver* **A** *DALI*	**N** *13°* **1** *19°* **2** *28°* **3** *36°* **5** *50°*	**27** *2700K* **30** *3000K* **35** *3500K* **40** *4000K* **50** *5000K*	**B** *Black* **S** *Specular*	**WT** *White* **BK** *Black*
	DLN	**4** *4"*	**1** *Round Trim*	**LM25** *COB 25W*	**N** *No Driver* **A** *DALI*	**1** *18°* **2** *28°* **3** *36°* **5** *50°*	**CC** *2700K-6000K (Tunable)*	**B** *Black* **S** *Specular*	**WT** *White* **BK** *Black*

Example : DLN41-LM13E-230SWT

Light Distribution

DLN21

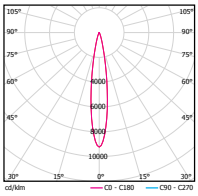

DLN21-LM07E-130SWT

0° Aiming Angle

D(M)	LUX	W	L
1	2920	0.3	0.3
2	730	0.6	0.6
3	324	0.8	0.8
4	183	1.1	1.1

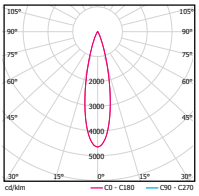

DLN21-LM07E-230SWT

0° Aiming Angle

D(M)	LUX	W	L
1	2442	0.4	0.4
2	611	0.9	0.9
3	271	1.3	1.3
4	153	1.7	1.7

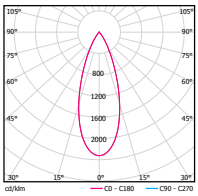

DLN21-LM07E-330SWT

0° Aiming Angle

D(M)	LUX	W	L
1	1184	0.7	0.7
2	296	1.3	1.3
3	132	2.0	2.0
4	74	2.6	2.6

DLN31

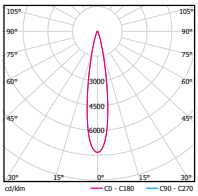

DLN31-LM13E-130SWT

0° Aiming Angle

D(M)	LUX	W	L
1	6848	0.3	0.3
2	1712	0.7	0.7
3	761	1.0	1.0
4	428	1.3	1.3

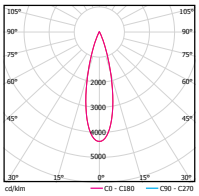

DLN31-LM13E-230SWT

0° Aiming Angle

D(M)	LUX	W	L
1	4511	0.5	0.5
2	1128	1.0	1.0
3	501	1.4	1.4
4	282	1.9	1.9

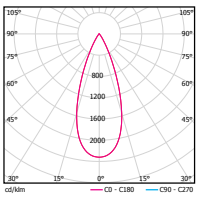

DLN31-LM13E-330SWT

0° Aiming Angle

D(M)	LUX	W	L
1	2375	0.7	0.7
2	594	1.4	1.4
3	264	2.1	2.1
4	148	2.8	2.8

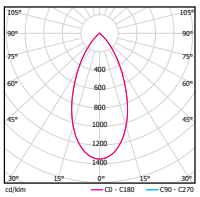

DLN31-LM13E-530SWT

0° Aiming Angle

D(M)	LUX	W	L
1	914	0.9	0.9
2	229	1.8	1.8
3	102	2.8	2.8
4	57	3.7	3.7

DLN41

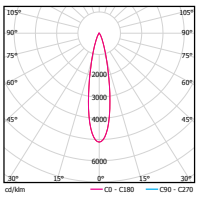

DLN41-LM25E-130SWT

0° Aiming Angle

D(M)	LUX	W	L
1	10294	0.4	0.4
2	2574	0.8	0.8
3	1144	1.1	1.1
4	643	1.5	1.5

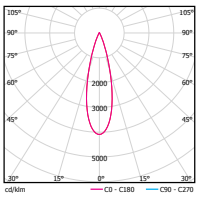

DLN41-LM25E-230SWT

0° Aiming Angle

D(M)	LUX	W	L
1	9615	0.5	0.5
2	2404	1.0	1.0
3	1068	1.5	1.5
4	601	2.0	2.0

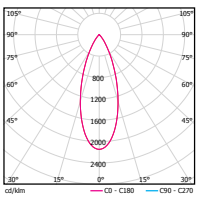

DLN41-LM25E-330SWT

0° Aiming Angle

D(M)	LUX	W	L
1	4821	0.7	0.7
2	1205	1.3	1.3
3	536	2.0	2.0
4	301	2.7	2.7

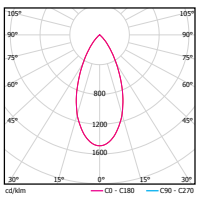

DLN41-LM25E-530SWT

0° Aiming Angle

D(M)	LUX	W	L
1	3263	0.9	0.9
2	816	1.7	1.7
3	363	2.6	2.6
4	204	3.5	3.5

Accessories

Lenses/Filters

Model	Beam Elongator (CLASS I) 	Soft Beam Lens (CLASS I)	Frosted Glass (CLASS I) 	Honeycomb (CLASS I) 
DLN21	LENS-08-BEL	LENS-08-BSL	LENS-08-FR	LENS-08-HCL
DLN31	LENS-11-BEL	LENS-11-BSL-ULTRA	LENS-11-FR	LENS-11-HCL-ULTRA
DLN41	LENS-16-BEL-C	LENS-16-BSL-SW	/	LENS-16-HCL-ULTRA

Note: Only one accessory allowed and need to order separately

ULTRA ROUND TRIMLESS DOWNLIGHT-DIRECTIONAL



Body Material	*Die-cast aluminum*
Optical System	*Clear lens included+Reflector*
Finish	*Environmentally safe powder coat*
Adjustable Angle	*0°-360° horizontal rotation and 0°-30° vertical aiming tilt*
Accessories/Brackets	*Various optical accessories*
Cut Off Angle	*35°*

LED Options

	DLN22	DLN32	DLN42
LED Type	*COB*	*COB*	*COB*
CRI	*90*	*90*	*90*
LED Color Consistency	*3 SDCM*	*3 SDCM*	*3 SDCM*
LED Color	*2700K/ 3000K/3500K/ 4000K/5000K/2700K-6000K*	*2700K/ 3000K/3500K/ 4000K/5000K/2700K-6000K*	*2700K/ 3000K/3500K/ 4000K/5000K/2700K-6000K*
LED Lifetime	*>50000h-L70 /B10- Ta25℃ (LM-80/TM-21)*	*>50000h-L70 /B10- Ta25℃ (LM-80/TM-21)*	*>50000h-L70 /B10- Ta25℃ (LM-80/TM-21)*

Product Data

	DLN22	DLN32	DLN42
LED Power	*5W/7W*	*7W/8W/10W/13W*	*8W/13W/18W/25W*
LED Lumen Output(3000K)	*564lm/728lm*	*800lm/720lm/1150lm/1495lm*	*720lm/1645lm/2220lm/2960lm*
Cutout	*Ø55mm*	*Ø78mm*	*Ø100mm*
Ceiling Thickness	*5mm-15mm*	*5mm-25mm*	*5mm-25mm*
Finish Color	*White/Black*	*White/Black*	*White/Black*
Net Weight	*0.14Kg*	*0.45Kg*	*0.8Kg*

Product Light Peformance(System Lumens @3000K)

Model \ Beam		8°	13°	15°	18°	24°	28°	36°	50°
DLN22	LM05	/	/	245lm	/	408lm	/	394lm	351lm
	LM07	/	/	316lm	/	526lm	/	509lm	453lm
	LM07(CCT Tunable)	/	/	/	/	395lm	/	380lm	453lm
DLN32	LM07	/	533lm	/	585lm	/	641lm	643lm	425lm
	LM08	375lm	/	/	/	/	/	/	/
	LM10	/	643lm	/	714lm	/	790lm	804lm	532lm
	LM13	/	820lm	/	935lm	/	1035lm	1024lm	677lm
	LM13(CCT Tunable)	/		/	935lm	/	1035lm	1024lm	677lm
DLN42	LM08	375lm	/	/	/	/	/	/	/
	LM13	/	969lm	/	1135lm	/	1327lm	1268lm	1237lm
	LM18	/	1309lm	/	1533lm	/	1793lm	1714lm	1671lm
	LM25	/	1716lm	/	2009lm	/	2351lm	2246lm	2190lm
	LM25(CCT Tunable)	/	/	/	2009lm	/	2351lm	2246lm	2190lm

Model Number

Drawing	Model	Size	Trim	LED Power	Driver	Beam	CCT	Reflector	Finish
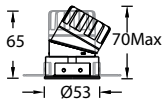	**DLN**	**2** *2"*	**2** *Round Trimless*	**LM05** *COB 5W* **LM07** *COB 7W*	**E** *ON-OFF* **D** *0-10V Dimming*	**1** *15°* **2** *24°* **3** *36°* **5** *50°*	**27** *2700K* **30** *3000K* **35** *3500K* **40** *4000K* **50** *5000K*	**B** *Black* **S** *Specular*	**WT** *White* **BK** *Black*
	DLN	**2** *2"*	**2** *Round Trimless*	**LM07** *COB 7W*	**N** *No Driver* **A** *DALI*	**1** *15°* **2** *24°* **3** *36°* **5** *50°*	**27** *2700K* **30** *3000K* **35** *3500K* **40** *4000K* **50** *5000K*	**B** *Black* **S** *Specular*	**WT** *White* **BK** *Black*
	DLN	**2** *2"*	**2** *Round Trimless*	**LM07** *COB 7W*	**N** *No Driver* **A** *DALI*	**2** *24°* **3** *36°* **5** *50°*	**CC** *2700K-6000K (Tunable)*	**B** *Black* **S** *Specular*	**WT** *White* **BK** *Black*

Example : DLN22-LM07E-230SWT
Note: Only 15° are standard configured with Honeycomb.

Drawing	Model	Size	Trim	LED Power	Driver	Beam	CCT	Reflector	Finish
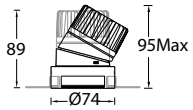	**DLN**	**3** *3"*	**2** *Round Trimless*	**LM08** *COB 8W*	**E** *ON-OFF* **D** *0-10V Dimming*	**S** *8°*	**27** *2700K* **30** *3000K* **35** *3500K* **40** *4000K* **50** *5000K*	**B** *Black* **S** *Specular*	**WT** *White* **BK** *Black*
	DLN	**3** *3"*	**2** *Round Trimless*	**LM07** *COB 7W* **LM10** *COB10W* **LM13** *COB13W*	**E** *ON-OFF* **D** *0-10V Dimming*	**N** *13°* **1** *18°* **2** *28°* **3** *36°* **5** *50°*	**27** *2700K* **30** *3000K* **35** *3500K* **40** *4000K* **50** *5000K*	**B** *Black* **S** *Specular*	**WT** *White* **BK** *Black*
	DLN	**3** *3"*	**2** *Round Trimless*	**LM13** *COB 13W*	**N** *No Driver* **A** *DALI*	**N** *13°* **1** *18°* **2** *28°* **3** *36°* **5** *50°*	**27** *2700K* **30** *3000K* **35** *3500K* **40** *4000K* **50** *5000K*	**B** *Black* **S** *Specular*	**WT** *White* **BK** *Black*
	DLN	**3** *3"*	**2** *Round Trimless*	**LM13** *COB 13W*	**N** *No Driver* **A** *DALI*	**1** *18°* **2** *28°* **3** *36°* **5** *50°*	**CC** *2700K-6000K (Tunable)*	**B** *Black* **S** *Specular*	**WT** *White* **BK** *Black*

Example : DLN32-LM07E-230SWT
Note: Only 8°,13° , 18° are standard configured with Honeycomb.

Drawing	Model	Size	Trim	LED Power	Driver	Beam	CCT	Reflector	Finish
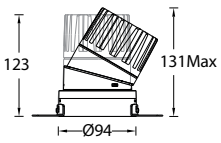	**DLN**	**4** *4"*	**2** *Round Trimless*	**LM08** *COB 8W*	**E** *ON-OFF* **D** *0-10V Dimming*	**S** *8°*	**27** *2700K* **30** *3000K* **35** *3500K* **40** *4000K* **50** *5000K*	**B** *Black* **S** *Specular*	**WT** *White* **BK** *Black*
	DLN	**4** *4"*	**2** *Round Trimless*	**LM13** *COB 13W* **LM18** *COB 18W* **LM25** *COB 25W*	**E** *ON-OFF* **D** *0-10V Dimming*	**N** *13°* **1** *19°* **2** *28°* **3** *36°* **5** *50°*	**27** *2700K* **30** *3000K* **35** *3500K* **40** *4000K* **50** *5000K*	**B** *Black* **S** *Specular*	**WT** *White* **BK** *Black*
	DLN	**4** *4"*	**2** *Round Trimless*	**LM25** *COB 25W*	**N** *No Driver* **A** *DALI*	**N** *13°* **1** *19°* **2** *28°* **3** *36°* **5** *50°*	**27** *2700K* **30** *3000K* **35** *3500K* **40** *4000K* **50** *5000K*	**B** *Black* **S** *Specular*	**WT** *White* **BK** *Black*
	DLN	**4** *4"*	**2** *Round Trimless*	**LM25** *COB 25W*	**N** *No Driver* **A** *DALI*	**1** *18°* **2** *28°* **3** *36°* **5** *50°*	**CC** *2700K-6000K (Tunable)*	**B** *Black* **S** *Specular*	**WT** *White* **BK** *Black*

Example : DLN42-LM13E-230SWT

Light Distribution

DLN22

DLN22-LM07E-130SWT

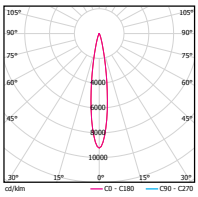

0° Aiming Angle

D(M)	LUX	W	L
1	2920	0.3	0.3
2	730	0.6	0.6
3	324	0.8	0.8
4	183	1.1	1.1

DLN22-LM07E-230SWT

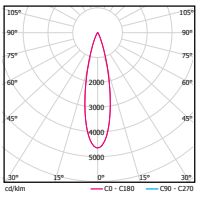

0° Aiming Angle

D(M)	LUX	W	L
1	2442	0.4	0.4
2	611	0.9	0.9
3	271	1.3	1.3
4	153	1.7	1.7

DLN22-LM07E-330SWT

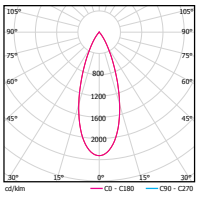

0° Aiming Angle

D(M)	LUX	W	L
1	1184	0.7	0.7
2	296	1.3	1.3
3	132	2.0	2.0
4	74	2.6	2.6

DLN32

DLN32-LM13E-130SWT

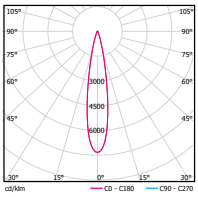

0° Aiming Angle

D(M)	LUX	W	L
1	6848	0.3	0.3
2	1712	0.7	0.7
3	761	1.0	1.0
4	428	1.3	1.3

DLN32-LM13E-230SWT

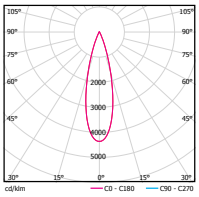

0° Aiming Angle

D(M)	LUX	W	L
1	4511	0.5	0.5
2	1128	1.0	1.0
3	501	1.4	1.4
4	282	1.9	1.9

DLN32-LM13E-330SWT

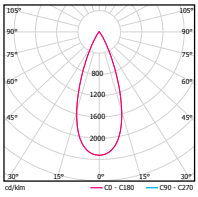

0° Aiming Angle

D(M)	LUX	W	L
1	2375	0.7	0.7
2	594	1.4	1.4
3	264	2.1	2.1
4	148	2.8	2.8

DLN32-LM13E-530SWT

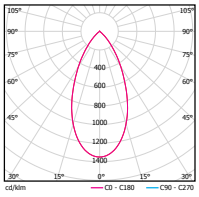

0° Aiming Angle

D(M)	LUX	W	L
1	914	0.9	0.9
2	229	1.8	1.8
3	102	2.8	2.8
4	57	3.7	3.7

DLN42

DLN42-LM25E-130SWT

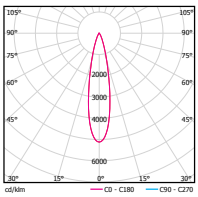

0° Aiming Angle

D(M)	LUX	W	L
1	10294	0.4	0.4
2	2574	0.8	0.8
3	1144	1.1	1.1
4	643	1.5	1.5

DLN42-LM25E-230SWT

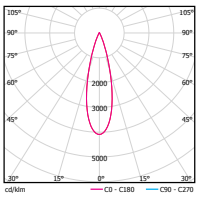

0° Aiming Angle

D(M)	LUX	W	L
1	9615	0.5	0.5
2	2404	1.0	1.0
3	1068	1.5	1.5
4	601	2.0	2.0

DLN42-LM25E-330SWT

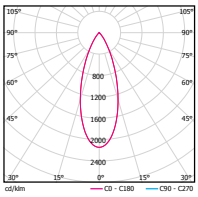

0° Aiming Angle

D(M)	LUX	W	L
1	4821	0.7	0.7
2	1205	1.3	1.3
3	536	2.0	2.0
4	301	2.7	2.7

DLN42-LM25E-530SWT

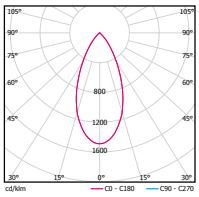

0° Aiming Angle

D(M)	LUX	W	L
1	3263	0.9	0.9
2	816	1.7	1.7
3	363	2.6	2.6
4	204	3.5	3.5

Accessories

Lenses/Filters

Model	Beam Elongator (CLASS I) 	Soft Beam Lens (CLASS I)	Frosted Glass (CLASS I) 	Honeycomb (CLASS I) 
DLN22	LENS-08-BEL	LENS-08-BSL	LENS-08-FR	LENS-08-HCL
DLN32	LENS-11-BEL	LENS-11-BSL-ULTRA	LENS-11-FR	LENS-11-HCL-ULTRA
DLN42	LENS-16-BEL-C	LENS-16-BSL-SW	/	LENS-16-HCL-ULTRA

Note: Only one accessory allowed and need to order separately

ULTRA SQUARE TRIM DOWNLIGHT-DIRECTIONAL





Body Material	*Die-cast aluminum*
Optical System	*Clear lens included+Reflector*
Finish	*Environmentally safe powder coat*
Adjustable Angle	*0°-360° horizontal rotation and 0°-30° vertical aiming tilt*
Accessories/Brackets	*Various optical accessories*
Cut Off Angle	*35°*

LED Options

	DLN25	DLN35	DLN45
LED Type	*COB*	*COB*	*COB*
CRI	*90*	*90*	*90*
LED Color Consistency	*3 SDCM*	*3 SDCM*	*3 SDCM*
LED Color	*2700K/ 3000K/3500K/ 4000K/5000K/2700K-6000K*	*2700K/ 3000K/3500K/ 4000K/5000K/2700K-6000K*	*2700K/ 3000K/3500K/ 4000K/5000K/2700K-6000K*
LED Lifetime	*>50000h-L70 /B10- Ta25℃ (LM-80/TM-21)*	*>50000h-L70 /B10- Ta25℃ (LM-80/TM-21)*	*>50000h-L70 /B10- Ta25℃ (LM-80/TM-21)*

Product Data

	DLN25	DLN35	DLN45
LED Power	*5W/7W*	*7W/8W/10W/13W*	*8W/13W/18W/25W*
LED Lumen Output(3000K)	*564lm/728lm*	*800lm/720lm/1150lm/1495lm*	*720lm/1645lm/2220lm/2960lm*
Cutout	*☐ 55mmx55mm*	*☐ 79mmx79mm*	*☐ 100mmx100mm*
Ceiling Thickness	*5mm-15mm*	*5mm-25mm*	*5mm-25mm*
Finish Color	*White/Black*	*White/Black*	*White/Black*
Net Weight	*0.12Kg*	*0.45Kg*	*0.8Kg*

Product Light Peformance(System Lumens @3000K)

Model \ Beam		8°	13°	15°	18°	24°	28°	36°	50°
DLN25	**LM05**	/	/	*245lm*	/	*408lm*	/	*394lm*	*351lm*
	LM07	/	/	*316lm*	/	*526lm*	/	*509lm*	*453lm*
	LM07(CCT Tunable)	/	/	/	/	*395lm*	/	*380lm*	*453lm*
DLN35	**LM07**	/	*533lm*	/	*585lm*	/	*641lm*	*643lm*	*425lm*
	LM08	*375lm*	/	/	/	/	/	/	/
	LM10	/	*643lm*	/	*714lm*	/	*790lm*	*804lm*	*532lm*
	LM13	/	*820lm*	/	*935lm*	/	*1035lm*	*1024lm*	*677lm*
	LM13(CCT Tunable)	/		/	*935lm*	/	*1035lm*	*1024lm*	*677lm*
DLN45	**LM08**	*375lm*	/	/	/	/	/	/	/
	LM13	/	*969lm*	/	*1135lm*	/	*1327lm*	*1268lm*	*1237lm*
	LM18	/	*1309lm*	/	*1533lm*	/	*1793lm*	*1714lm*	*1671lm*
	LM25	/	*1716lm*	/	*2009lm*	/	*2351lm*	*2246lm*	*2190lm*
	LM25(CCT Tunable)	/	/	/	*2009lm*	/	*2351lm*	*2246lm*	*2190lm*

Model Number

Drawing	Model	Size	Trim	LED Power	Driver	Beam	CCT	Reflector	Finish
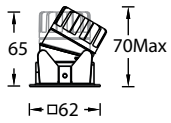	**DLN**	**2** *2"*	**5** *Square Trim*	**LM05** *COB 5W* **LM07** *COB 7W*	**E** *ON-OFF* **D** *0-10V Dimming*	**1** *15°* **2** *24°* **3** *36°* **5** *50°*	**27** *2700K* **30** *3000K* **35** *3500K* **40** *4000K* **50** *5000K*	**B** *Black* **S** *Specular*	**WT** *White* **BK** *Black*
	DLN	**2** *2"*	**5** *Square Trim*	**LM07** *COB 7W*	**N** *No Driver* **A** *DALI*	**1** *15°* **2** *24°* **3** *36°* **5** *50°*	**27** *2700K* **30** *3000K* **35** *3500K* **40** *4000K* **50** *5000K*	**B** *Black* **S** *Specular*	**WT** *White* **BK** *Black*
	DLN	**2** *2"*	**5** *Square Trim*	**LM07** *COB 7W*	**N** *No Driver* **A** *DALI*	**2** *24°* **3** *36°* **5** *50°*	**CC** *2700K-6000K (Tunable)*	**B** *Black* **S** *Specular*	**WT** *White* **BK** *Black*

Example : DLN25-LM07E-230SWT
Note: Only 15° are standard configured with Honeycomb.

Drawing	Model	Size	Trim	LED Power	Driver	Beam	CCT	Reflector	Finish
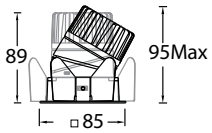	**DLN**	**3** *3"*	**5** *Square Trim*	**LM08** *COB 8W*	**E** *ON-OFF* **D** *0-10V Dimming*	**S** *8°*	**27** *2700K* **30** *3000K* **35** *3500K* **40** *4000K* **50** *5000K*	**B** *Black* **S** *Specular*	**WT** *White* **BK** *Black*
	DLN	**3** *3"*	**5** *Square Trim*	**LM07** *COB 7W* **LM10** *COB10W* **LM13** *COB13W*	**E** *ON-OFF* **D** *0-10V Dimming*	**N** *13°* **1** *18°* **2** *28°* **3** *36°* **5** *50°*	**27** *2700K* **30** *3000K* **35** *3500K* **40** *4000K* **50** *5000K*	**B** *Black* **S** *Specular*	**WT** *White* **BK** *Black*
	DLN	**3** *3"*	**5** *Square Trim*	**LM13** *COB 13W*	**N** *No Driver* **A** *DALI*	**N** *13°* **1** *18°* **2** *28°* **3** *36°* **5** *50°*	**27** *2700K* **30** *3000K* **35** *3500K* **40** *4000K* **50** *5000K*	**B** *Black* **S** *Specular*	**WT** *White* **BK** *Black*
	DLN	**3** *3"*	**5** *Square Trim*	**LM13** *COB 13W*	**N** *No Driver* **A** *DALI*	**1** *18°* **2** *28°* **3** *36°* **5** *50°*	**CC** *2700K-6000K (Tunable)*	**B** *Black* **S** *Specular*	**WT** *White* **BK** *Black*

Example : DLN35-LM07E-230SWT
Note: Only 8°,13° , 18° are standard configured with Honeycomb.

Drawing	Model	Size	Trim	LED Power	Driver	Beam	CCT	Reflector	Finish
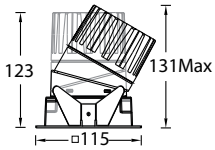	**DLN**	**4** *4"*	**5** *Square Trim*	**LM08** *COB 8W*	**E** *ON-OFF* **D** *0-10V Dimming*	**S** *8°*	**27** *2700K* **30** *3000K* **35** *3500K* **40** *4000K* **50** *5000K*	**B** *Black* **S** *Specular*	**WT** *White* **BK** *Black*
	DLN	**4** *4"*	**5** *Square Trim*	**LM13** *COB 13W* **LM18** *COB 18W* **LM25** *COB 25W*	**E** *ON-OFF* **D** *0-10V Dimming*	**N** *13°* **1** *19°* **2** *28°* **3** *36°* **5** *50°*	**27** *2700K* **30** *3000K* **35** *3500K* **40** *4000K* **50** *5000K*	**B** *Black* **S** *Specular*	**WT** *White* **BK** *Black*
	DLN	**4** *4"*	**5** *Square Trim*	**LM25** *COB 25W*	**N** *No Driver* **A** *DALI*	**N** *13°* **1** *19°* **2** *28°* **3** *36°* **5** *50°*	**27** *2700K* **30** *3000K* **35** *3500K* **40** *4000K* **50** *5000K*	**B** *Black* **S** *Specular*	**WT** *White* **BK** *Black*
	DLN	**4** *4"*	**5** *Square Trim*	**LM25** *COB 25W*	**N** *No Driver* **A** *DALI*	**1** *18°* **2** *28°* **3** *36°* **5** *50°*	**CC** *2700K-6000K (Tunable)*	**B** *Black* **S** *Specular*	**WT** *White* **BK** *Black*

Example : DLN45-LM13E-230SWT

Light Distribution

DLN25

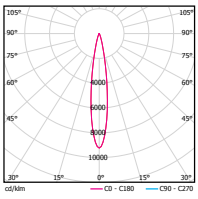

DLN25-LM07E-130SWT

0° Aiming Angle

D(M)	LUX	W	L
1	2920	0.3	0.3
2	730	0.6	0.6
3	324	0.8	0.8
4	183	1.1	1.1

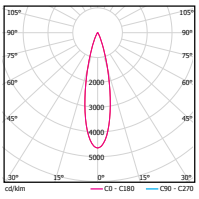

DLN25-LM07E-230SWT

0° Aiming Angle

D(M)	LUX	W	L
1	2442	0.4	0.4
2	611	0.9	0.9
3	271	1.3	1.3
4	153	1.7	1.7

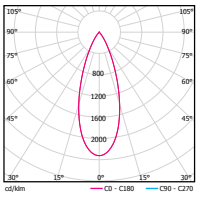

DLN25-LM07E-330SWT

0° Aiming Angle

D(M)	LUX	W	L
1	1184	0.7	0.7
2	296	1.3	1.3
3	132	2.0	2.0
4	74	2.6	2.6

DLN35

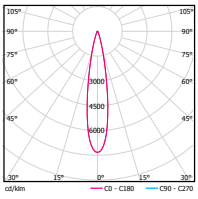

DLN35-LM13E-130SWT

0° Aiming Angle

D(M)	LUX	W	L
1	6848	0.3	0.3
2	1712	0.7	0.7
3	761	1.0	1.0
4	428	1.3	1.3

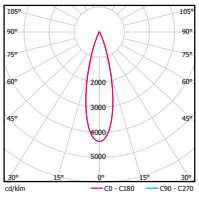

DLN35-LM13E-230SWT

0° Aiming Angle

D(M)	LUX	W	L
1	4511	0.5	0.5
2	1128	1.0	1.0
3	501	1.4	1.4
4	282	1.9	1.9

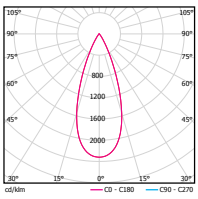

DLN35-LM13E-330SWT

0° Aiming Angle

D(M)	LUX	W	L
1	2375	0.7	0.7
2	594	1.4	1.4
3	264	2.1	2.1
4	148	2.8	2.8

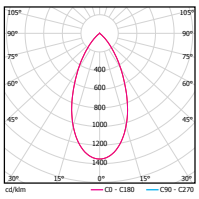

DLN35-LM13E-530SWT

0° Aiming Angle

D(M)	LUX	W	L
1	914	0.9	0.9
2	229	1.8	1.8
3	102	2.8	2.8
4	57	3.7	3.7

DLN45

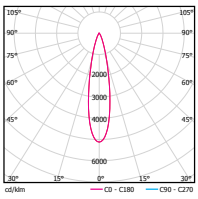

DLN45-LM25E-130SWT

0° Aiming Angle

D(M)	LUX	W	L
1	10294	0.4	0.4
2	2574	0.8	0.8
3	1144	1.1	1.1
4	643	1.5	1.5

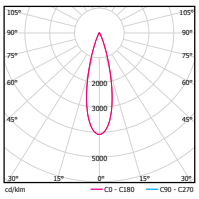

DLN45-LM25E-230SWT

0° Aiming Angle

D(M)	LUX	W	L
1	9615	0.5	0.5
2	2404	1.0	1.0
3	1068	1.5	1.5
4	601	2.0	2.0

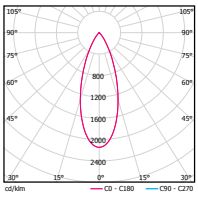

DLN45-LM25E-330SWT

0° Aiming Angle

D(M)	LUX	W	L
1	4821	0.7	0.7
2	1205	1.3	1.3
3	536	2.0	2.0
4	301	2.7	2.7

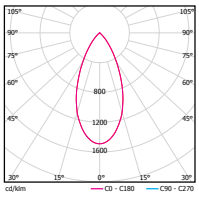

DLN45-LM25E-530SWT

0° Aiming Angle

D(M)	LUX	W	L
1	3263	0.9	0.9
2	816	1.7	1.7
3	363	2.6	2.6
4	204	3.5	3.5

Accessories

Lenses/Filters

Model	Beam Elongator (CLASS I)	Soft Beam Lens (CLASS I)	Frosted Glass (CLASS I)	Honeycomb (CLASS I)
DLN25	LENS-08-BEL	LENS-08-BSL	LENS-08-FR	LENS-08-HCL
DLN35	LENS-11-BEL	LENS-11-BSL-ULTRA	LENS-11-FR	LENS-11-HCL-ULTRA
DLN45	LENS-16-BEL-C	LENS-16-BSL-SW	/	LENS-16-HCL-ULTRA

Note: Only one accessory allowed and need to order separately

ULTRA SQUARE TRIMLESS DOWNLIGHT-DIRECTIONAL



Body Material	*Die-cast aluminum*
Optical System	*Clear lens included+Reflector*
Finish	*Environmentally safe powder coat*
Adjustable Angle	*0°-360° horizontal rotation and 0°-30° vertical aiming tilt*
Accessories/Brackets	*Various optical accessories*
Cut Off Angle	*35°*

LED Options

	DLN26	DLN36	DLN46
LED Type	*COB*	*COB*	*COB*
CRI	*90*	*90*	*90*
LED Color Consistency	*3 SDCM*	*3 SDCM*	*3 SDCM*
LED Color	*2700K/ 3000K/3500K/ 4000K/5000K/2700K-6000K*	*2700K/ 3000K/3500K/ 4000K/5000K/2700K-6000K*	*2700K/ 3000K/3500K/ 4000K/5000K/2700K-6000K*
LED Lifetime	*>50000h-L70 /B10- Ta25℃ (LM-80/TM-21)*	*>50000h-L70 /B10- Ta25℃ (LM-80/TM-21)*	*>50000h-L70 /B10- Ta25℃ (LM-80/TM-21)*

Product Data

	DLN26	DLN36	DLN46
LED Power	*5W/7W*	*7W/8W/10W/13W*	*8W/13W/18W/25W*
LED Lumen Output(3000K)	*564lm/728lm*	*800lm/720lm/1150lm/1495lm*	*720lm/1645lm/2220lm/2960lm*
Cutout	*☐ 55mmx55mm*	*☐ 78mmx72mm*	*☐ 105mmx105mm*
Ceiling Thickness	*5mm-15mm*	*5mm-25mm*	*5mm-25mm*
Finish Color	*White/Black*	*White/Black*	*White/Black*
Net Weight	*0.12Kg*	*0.45Kg*	*0.8Kg*

Product Light Peformance(System Lumens @3000K)

Model \ Beam		8°	13°	15°	18°	24°	28°	36°	50°
DLN26	**LM05**	/	/	*245lm*	/	*408lm*	/	*394lm*	*351lm*
	LM07	/	/	*316lm*	/	*526lm*	/	*509lm*	*453lm*
	LM07(CCT Tunable)	/	/	/	/	*395lm*	/	*380lm*	*453lm*
DLN36	**LM07**	/	*533lm*	/	*585lm*	/	*641lm*	*643lm*	*425lm*
	LM08	*375lm*	/	/	/	/	/	/	/
	LM10	/	*643lm*	/	*714lm*	/	*790lm*	*804lm*	*532lm*
	LM13	/	*820lm*	/	*935lm*	/	*1035lm*	*1024lm*	*677lm*
	LM13(CCT Tunable)	/		/	*935lm*	/	*1035lm*	*1024lm*	*677lm*
DLN46	**LM08**	*375lm*	/	/	/	/	/	/	/
	LM13	/	*969lm*	/	*1135lm*	/	*1327lm*	*1268lm*	*1237lm*
	LM18	/	*1309lm*	/	*1533lm*	/	*1793lm*	*1714lm*	*1671lm*
	LM25	/	*1716lm*	/	*2009lm*	/	*2351lm*	*2246lm*	*2190lm*
	LM25(CCT Tunable)	/	/	/	*2009lm*	/	*2351lm*	*2246lm*	*2190lm*

Model Number

Drawing	Model	Size	Trim	LED Power	Driver	Beam	CCT	Reflector	Finish
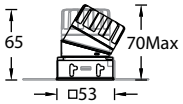	**DLN**	**2** *2"*	**6** *Square Trimless*	**LM05** *COB 5W* **LM07** *COB 7W*	**E** *ON-OFF* **D** *0-10V Dimming*	**1** *15°* **2** *24°* **3** *36°* **5** *50°*	**27** *2700K* **30** *3000K* **35** *3500K* **40** *4000K* **50** *5000K*	**B** *Black* **S** *Specular*	**WT** *White* **BK** *Black*
	DLN	**2** *2"*	**6** *Square Trimless*	**LM07** *COB 7W*	**N** *No Driver* **A** *DALI*	**1** *15°* **2** *24°* **3** *36°* **5** *50°*	**27** *2700K* **30** *3000K* **35** *3500K* **40** *4000K* **50** *5000K*	**B** *Black* **S** *Specular*	**WT** *White* **BK** *Black*
	DLN	**2** *2"*	**6** *Square Trimless*	**LM07** *COB 7W*	**N** *No Driver* **A** *DALI*	**2** *24°* **3** *36°* **5** *50°*	**CC** *2700K-6000K (Tunable)*	**B** *Black* **S** *Specular*	**WT** *White* **BK** *Black*

Example : DLN26-LM07E-230SWT
Note: Only 15° are standard configured with Honeycomb.

Drawing	Model	Size	Trim	LED Power	Driver	Beam	CCT	Reflector	Finish
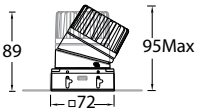	**DLN**	**3** *3"*	**6** *Square Trimless*	**LM08** *COB 8W*	**E** *ON-OFF* **D** *0-10V Dimming*	**S** *8°*	**27** *2700K* **30** *3000K* **35** *3500K* **40** *4000K* **50** *5000K*	**B** *Black* **S** *Specular*	**WT** *White* **BK** *Black*
	DLN	**3** *3"*	**6** *Square Trimless*	**LM07** *COB 7W* **LM10** *COB10W* **LM13** *COB13W*	**E** *ON-OFF* **D** *0-10V Dimming*	**N** *13°* **1** *18°* **2** *28°* **3** *36°* **5** *50°*	**27** *2700K* **30** *3000K* **35** *3500K* **40** *4000K* **50** *5000K*	**B** *Black* **S** *Specular*	**WT** *White* **BK** *Black*
	DLN	**3** *3"*	**6** *Square Trimless*	**LM13** *COB 13W*	**N** *No Driver* **A** *DALI*	**N** *13°* **1** *18°* **2** *28°* **3** *36°* **5** *50°*	**27** *2700K* **30** *3000K* **35** *3500K* **40** *4000K* **50** *5000K*	**B** *Black* **S** *Specular*	**WT** *White* **BK** *Black*
	DLN	**3** *3"*	**6** *Square Trimless*	**LM13** *COB 13W*	**N** *No Driver* **A** *DALI*	**1** *18°* **2** *28°* **3** *36°* **5** *50°*	**CC** *2700K-6000K (Tunable)*	**B** *Black* **S** *Specular*	**WT** *White* **BK** *Black*

Example : DLN36-LM07E-230SWT
Note: Only 8°,13°, 18° are standard configured with Honeycomb.

Drawing	Model	Size	Trim	LED Power	Driver	Beam	CCT	Reflector	Finish
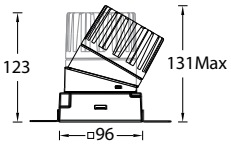	**DLN**	**4** *4"*	**6** *Square Trimless*	**LM08** *COB 8W*	**E** *ON-OFF* **D** *0-10V Dimming*	**S** *8°*	**27** *2700K* **30** *3000K* **35** *3500K* **40** *4000K* **50** *5000K*	**B** *Black* **S** *Specular*	**WT** *White* **BK** *Black*
	DLN	**4** *4"*	**6** *Square Trimless*	**LM13** *COB 13W* **LM18** *COB 18W* **LM25** *COB 25W*	**E** *ON-OFF* **D** *0-10V Dimming*	**N** *13°* **1** *19°* **2** *28°* **3** *36°* **5** *50°*	**27** *2700K* **30** *3000K* **35** *3500K* **40** *4000K* **50** *5000K*	**B** *Black* **S** *Specular*	**WT** *White* **BK** *Black*
	DLN	**4** *4"*	**6** *Square Trimless*	**LM25** *COB 25W*	**N** *No Driver* **A** *DALI*	**N** *13°* **1** *19°* **2** *28°* **3** *36°* **5** *50°*	**27** *2700K* **30** *3000K* **35** *3500K* **40** *4000K* **50** *5000K*	**B** *Black* **S** *Specular*	**WT** *White* **BK** *Black*
	DLN	**4** *4"*	**6** *Square Trimless*	**LM25** *COB 25W*	**N** *No Driver* **A** *DALI*	**1** *18°* **2** *28°* **3** *36°* **5** *50°*	**CC** *2700K-6000K (Tunable)*	**B** *Black* **S** *Specular*	**WT** *White* **BK** *Black*

Example : DLN46-LM13E-230SWT

Light Distribution

DLN26

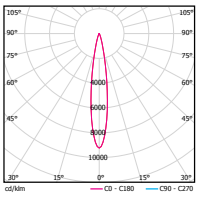

DLN26-LM07E-130SWT

0° Aiming Angle

D(M)	LUX	W	L
1	2920	0.3	0.3
2	730	0.6	0.6
3	324	0.8	0.8
4	183	1.1	1.1

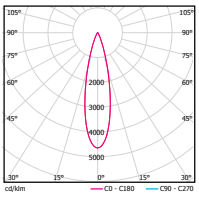

DLN26-LM07E-230SWT

0° Aiming Angle

D(M)	LUX	W	L
1	2442	0.4	0.4
2	611	0.9	0.9
3	271	1.3	1.3
4	153	1.7	1.7

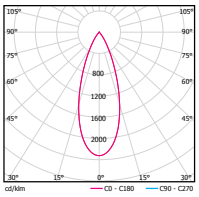

DLN26-LM07E-330SWT

0° Aiming Angle

D(M)	LUX	W	L
1	1184	0.7	0.7
2	296	1.3	1.3
3	132	2.0	2.0
4	74	2.6	2.6

DLN36

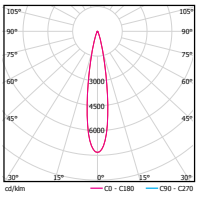

DLN36-LM13E-130SWT

0° Aiming Angle

D(M)	LUX	W	L
1	6848	0.3	0.3
2	1712	0.7	0.7
3	761	1.0	1.0
4	428	1.3	1.3

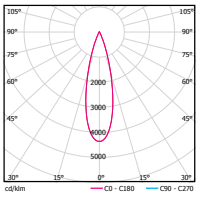

DLN36-LM13E-230SWT

0° Aiming Angle

D(M)	LUX	W	L
1	4511	0.5	0.5
2	1128	1.0	1.0
3	501	1.4	1.4
4	282	1.9	1.9

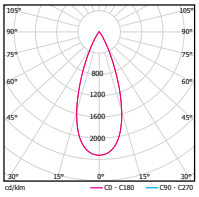

DLN36-LM13E-330SWT

0° Aiming Angle

D(M)	LUX	W	L
1	2375	0.7	0.7
2	594	1.4	1.4
3	264	2.1	2.1
4	148	2.8	2.8

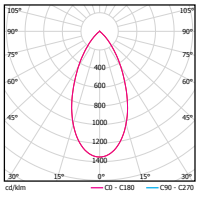

DLN36-LM13E-530SWT

0° Aiming Angle

D(M)	LUX	W	L
1	914	0.9	0.9
2	229	1.8	1.8
3	102	2.8	2.8
4	57	3.7	3.7

DLN46

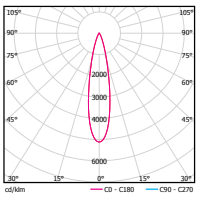

DLN46-LM25E-130SWT

0° Aiming Angle

D(M)	LUX	W	L
1	10294	0.4	0.4
2	2574	0.8	0.8
3	1144	1.1	1.1
4	643	1.5	1.5

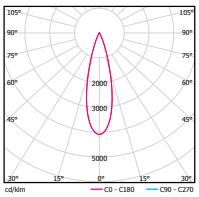

DLN46-LM25E-230SWT

0° Aiming Angle

D(M)	LUX	W	L
1	9615	0.5	0.5
2	2404	1.0	1.0
3	1068	1.5	1.5
4	601	2.0	2.0

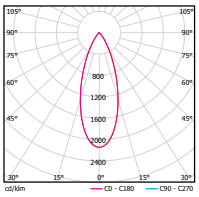

DLN46-LM25E-330SWT

0° Aiming Angle

D(M)	LUX	W	L
1	4821	0.7	0.7
2	1205	1.3	1.3
3	536	2.0	2.0
4	301	2.7	2.7

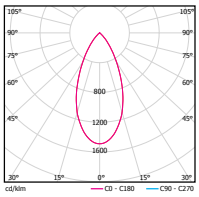

DLN46-LM25E-530SWT

0° Aiming Angle

D(M)	LUX	W	L
1	3263	0.9	0.9
2	816	1.7	1.7
3	363	2.6	2.6
4	204	3.5	3.5

Accessories

Lenses/Filters

Model	Beam Elongator (CLASS I)	Soft Beam Lens (CLASS I)	Frosted Glass (CLASS I)	Honeycomb (CLASS I)
DLN26	LENS-08-BEL	LENS-08-BSL	LENS-08-FR	LENS-08-HCL
DLN36	LENS-11-BEL	LENS-11-BSL-ULTRA	LENS-11-FR	LENS-11-HCL-ULTRA
DLN46	LENS-16-BEL-C	LENS-16-BSL-SW	/	LENS-16-HCL-ULTRA

Note: Only one accessory allowed and need to order separately

ULTRA MULTIPLES SQUARE TRIM DOWNLIGHT-DIRECTIONAL



Body Material	*Die-cast aluminum*
Optical System	*Clear lens included+Reflector*
Finish	*Environmentally safe powder coat*
Adjustable Angle	*0°-360° horizontal rotation and 0°-30° vertical aiming tilt*
Accessories/Brackets	*Various optical accessories*
Cut Off Angle	*35°*

LED Options

	MTN25	MTN35	MTN45
LED Type	*COB*	*COB*	*COB*
CRI	*90*	*90*	*90*
LED Color Consistency	*3 SDCM*	*3 SDCM*	*3 SDCM*
LED Color	*2700K/ 3000K/3500K/ 4000K/5000K/2700K-6000K*	*2700K/ 3000K/3500K/ 4000K/5000K/2700K-6000K*	*2700K/ 3000K/3500K/ 4000K/5000K/2700K-6000K*
LED Lifetime	*>50000h-L70 /B10- Ta25℃ (LM-80/TM-21)*	*>50000h-L70 /B10- Ta25℃ (LM-80/TM-21)*	*>50000h-L70 /B10- Ta25℃ (LM-80/TM-21)*

Product Data

	MTN25	MTN35	MTN45
LED Power	*2x5W/2x7W*	*2x7W/2x8W/2x10W/2x13W*	*2x10W/2x15W/2x21W/2x28W*
LED Lumen Output(3000K)	*1128lm/1456lm*	*1600lm/1440lm/2300lm/2990lm*	*1440lm/2990lm/4440lm/5920lm*
Cutout	*☐ 108mmx55mm*	*☐ 152mmx75mm*	*☐ 200mmx100mm*
Ceiling Thickness	*5mm-15mm*	*5mm-25mm*	*5mm-25mm*
Finish Color	*White/Black*	*White/Black*	*White/Black*
Net Weight	*0.3Kg*	*0.9Kg*	*1.6Kg*

Product Light Peformance(System Lumens @3000K)

Model \ Beam		8°	13°	15°	18°	24°	28°	36°	50°
MTN25	**205**	/	/	2x245lm	/	2x408lm	/	2x394lm	2x351lm
	207	/	/	2x316lm	/	2x526lm	/	2x509lm	2x452lm
	207(CCT Tunable)	/	/	/	/	2x395lm	/	2x380lm	2x348lm
MTN35	**207**	/	2x533lm	/	2x585lm	/	2x641lm	2x643lm	2x425lm
	208	2x375lm	/	/	/	/	/	/	/
	210	/	2x643lm	/	2x714lm	/	2x790lm	2x804lm(	2x532lm
	213	/	2x820lm	/	2x935lm	/	2x1035lm	2x1024lm	2x677lm
	213(CCT Tunable)	/	/	/	2x688lm	/	2x1042lm	2x923lm	2x740lm
MTN45	**208**	2x375lm	/	/	/	/	/	/	/
	213	/	2x969lm	/	2x1135lm	/	2x1327lm	2x1268lm	2x1237lm
	218	/	2x1309lm	/	2x1533lm	/	2x1793lm	2x1714lm	2x1671lm
	225	/	2x1716lm	/	2x2009lm	/	2x2351lm	2x2246lm	2x2190lm
	225(CCT Tunable)	/	/	/	2x1672lm	/	2x1821lm	2x1502lm	2x1469lm

Model Number

Drawing	Model	Size	Trim	LED Power	Driver	Beam	CCT	Reflector	Finish
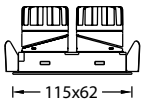	**MTN**	**2** *2"*	**5** *Square Trim*	**205** *COB 2x5W* **207** *COB 2x7W*	**E** *ON-OFF* **D** *0-10V Dimming*	**1** *15°* **2** *24°* **3** *36°* **5** *50°*	**27** *2700K* **30** *3000K* **35** *3500K* **40** *4000K* **50** *5000K*	**B** *Black* **S** *Specular*	**WT** *White* **BK** *Black*
	MTN	**2** *2"*	**5** *Square Trim*	**207** *COB 2x7W*	**N** *No Driver* **A** *DALI*	**1** *15°* **2** *24°* **3** *36°* **5** *50°*	**27** *2700K* **30** *3000K* **35** *3500K* **40** *4000K* **50** *5000K*	**B** *Black* **S** *Specular*	**WT** *White* **BK** *Black*
	MTN	**2** *2"*	**5** *Square Trim*	**207** *COB 2x7W*	**N** *No Driver* **A** *DALI*	**2** *24°* **3** *36°* **5** *50°*	**CC** *2700K-6000K (Tunable)*	**B** *Black* **S** *Specular*	**WT** *White* **BK** *Black*

Example : MTN25-207E-230SWT
Note: Only 15° are standard configured with Honeycomb.

Drawing	Model	Size	Trim	LED Power	Driver	Beam	CCT	Reflector	Finish
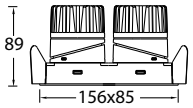	**MTN**	**3** *3"*	**5** *Square Trim*	**208** *COB 2x8W*	**E** *ON-OFF* **D** *0-10V Dimming*	**S** *8°*	**27** *2700K* **30** *3000K* **35** *3500K* **40** *4000K* **50** *5000K*	**B** *Black* **S** *Specular*	**WT** *White* **BK** *Black*
	MTN	**3** *3"*	**5** *Square Trim*	**207** *COB 2x7W* **210** *COB 2x10W* **213** *COB 2x13W*	**E** *ON-OFF* **D** *0-10V Dimming*	**N** *13°* **1** *18°* **2** *28°* **3** *36°* **5** *50°*	**27** *2700K* **30** *3000K* **35** *3500K* **40** *4000K* **50** *5000K*	**B** *Black* **S** *Specular*	**WT** *White* **BK** *Black*
	MTN	**3** *3"*	**5** *Square Trim*	**213** *COB 2x13W*	**N** *No Driver* **A** *DALI*	**N** *13°* **1** *18°* **2** *28°* **3** *36°* **5** *50°*	**27** *2700K* **30** *3000K* **35** *3500K* **40** *4000K* **50** *5000K*	**B** *Black* **S** *Specular*	**WT** *White* **BK** *Black*
	MTN	**3** *3"*	**5** *Square Trim*	**213** *COB 2x13W*	**N** *No Driver* **A** *DALI*	**1** *18°* **2** *28°* **3** *36°* **5** *50°*	**CC** *2700K-6000K (Tunable)*	**B** *Black* **S** *Specular*	**WT** *White* **BK** *Black*

Example : MTN35-207E-230SWT
Note: Only 8°,13° ,18° are standard configured with Honeycomb.

Drawing	Model	Size	Trim	LED Power	Driver	Beam	CCT	Reflector	Finish
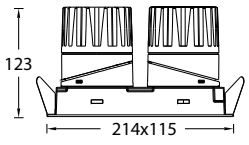	**MTN**	**4** *4"*	**5** *Square Trim*	**208** *COB 2x8W*	**E** *ON-OFF* **D** *0-10V Dimming*	**S** *8°*	**27** *2700K* **30** *3000K* **35** *3500K* **40** *4000K* **50** *5000K*	**B** *Black* **S** *Specular*	**WT** *White* **BK** *Black*
	MTN	**4** *4"*	**5** *Square Trim*	**213** *COB 2x13W* **218** *COB 2x18W* **225** *COB 2x25W*	**E** *ON-OFF* **D** *0-10V Dimming*	**N** *13°* **1** *19°* **2** *28°* **3** *36°* **5** *50°*	**27** *2700K* **30** *3000K* **35** *3500K* **40** *4000K* **50** *5000K*	**B** *Black* **S** *Specular*	**WT** *White* **BK** *Black*
	MTN	**4** *4"*	**5** *Square Trim*	**225** *COB 2x25W*	**N** *No Driver* **A** *DALI*	**N** *13°* **1** *19°* **2** *28°* **3** *36°* **5** *50°*	**27** *2700K* **30** *3000K* **35** *3500K* **40** *4000K* **50** *5000K*	**B** *Black* **S** *Specular*	**WT** *White* **BK** *Black*
	MTN	**4** *4"*	**5** *Square Trim*	**225** *COB 2x25W*	**N** *No Driver* **A** *DALI*	**1** *18°* **2** *28°* **3** *36°* **5** *50°*	**CC** *2700K-6000K (Tunable)*	**B** *Black* **S** *Specular*	**WT** *White* **BK** *Black*

Example : MTN45-213E-230SWT

Light Distribution

MTN25

MTN25-207E-130SWT

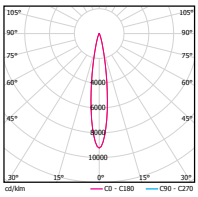

0° Aiming Angle

D(M)	LUX	W	L
1	5840	0.3	0.3
2	1460	0.6	0.6
3	649	0.8	0.8
4	365	1.1	1.1

MTN25-207E-230SWT

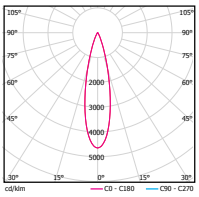

0° Aiming Angle

D(M)	LUX	W	L
1	4884	0.4	0.4
2	1221	0.9	0.9
3	543	1.3	1.3
4	305	1.7	1.7

MTN25-207E-330SWT

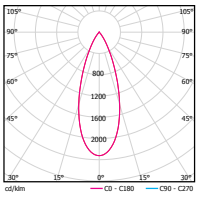

0° Aiming Angle

D(M)	LUX	W	L
1	2368	0.7	0.7
2	592	1.3	1.3
3	263	2.0	2.0
4	148	2.6	2.6

MTN35

MTN35-213E-130SWT

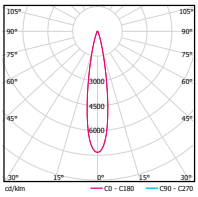

0° Aiming Angle

D(M)	LUX	W	L
1	13696	0.3	0.3
2	3424	0.7	0.7
3	1522	1.0	1.0
4	856	1.3	1.3

MTN35-213E-230SWT

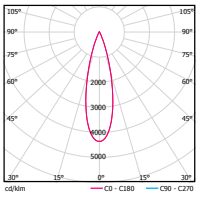

0° Aiming Angle

D(M)	LUX	W	L
1	9022	0.5	0.5
2	2256	1.0	1.0
3	1002	1.4	1.4
4	564	1.9	1.9

MTN35-213E-330SWT

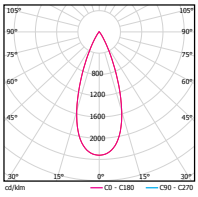

0° Aiming Angle

D(M)	LUX	W	L
1	4750	0.7	0.7
2	1188	1.4	1.4
3	528	2.1	2.1
4	297	2.8	2.8

MTN35-213E-530SWT

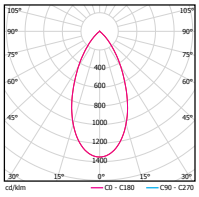

0° Aiming Angle

D(M)	LUX	W	L
1	1828	0.9	0.9
2	457	1.8	1.8
3	203	2.8	2.8
4	114	3.7	3.7

MTN45

MTN45-225E-130SWT

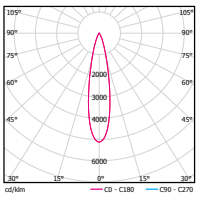

0° Aiming Angle

D(M)	LUX	W	L
1	10294	0.4	0.4
2	2574	0.8	0.8
3	1144	1.1	1.1
4	643	1.5	1.5

MTN45-225E-230SWT

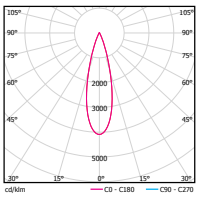

0° Aiming Angle

D(M)	LUX	W	L
1	9615	0.5	0.5
2	2404	1.0	1.0
3	1068	1.5	1.5
4	601	2.0	2.0

MTN45-225E-330SWT

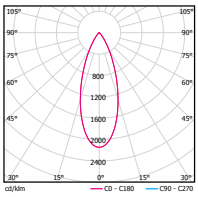

0° Aiming Angle

D(M)	LUX	W	L
1	4821	0.7	0.7
2	1205	1.3	1.3
3	536	2.0	2.0
4	301	2.7	2.7

MTN45-225E-530SWT

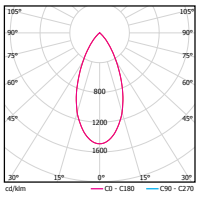

0° Aiming Angle

D(M)	LUX	W	L
1	3263	0.9	0.9
2	816	1.7	1.7
3	363	2.6	2.6
4	204	3.5	3.5

Accessories

Lenses/Filters

Model	Beam Elongator (CLASS I) 	Soft Beam Lens (CLASS I)	Frosted Glass (CLASS I) 	Honeycomb (CLASS I) 
MTN25	LENS-08-BEL	LENS-08-BSL	LENS-08-FR	LENS-08-HCL
MTN35	LENS-11-BEL	LENS-11-BSL-ULTRA	LENS-11-FR	LENS-11-HCL-ULTRA
MTN45	LENS-16-BEL-C	LENS-16-BSL-SW	/	LENS-16-HCL-ULTRA

Note: Only one accessory allowed and need to order separately

ULTRA MULTIPLES SQUARE TRIMLESS DOWNLIGHT-DIRECTIONAL



Body Material	*Die-cast aluminum*
Optical System	*Clear lens included+Reflector*
Finish	*Environmentally safe powder coat*
Adjustable Angle	*0°-360° horizontal rotation and 0°-30° vertical aiming tilt*
Accessories/Brackets	*Various optical accessories*
Cut Off Angle	*35°*

LED Options

	MTN26	MTN36	MTN46
LED Type	*COB*	*COB*	*COB*
CRI	*90*	*90*	*90*
LED Color Consistency	*3 SDCM*	*3 SDCM*	*3 SDCM*
LED Color	*2700K/ 3000K/3500K/ 4000K/5000K/2700K-6000K*	*2700K/ 3000K/3500K/ 4000K/5000K/2700K-6000K*	*2700K/ 3000K/3500K/ 4000K/5000K/2700K-6000K*
LED Lifetime	*>50000h-L70 /B10- Ta25℃ (LM-80/TM-21)*	*>50000h-L70 /B10- Ta25℃ (LM-80/TM-21)*	*>50000h-L70 /B10- Ta25℃ (LM-80/TM-21)*

Product Data

	MTN26	MTN36	MTN46
LED Power	*2x5W/2x7W*	*2x7W/2x8W/2x10W/2x13W*	*x8W/2x13W/2x18W/2x25W*
LED Lumen Output(3000K)	*1128lm/1456lm*	*1600lm/1440lm/2300lm/2990lm*	*1440lm/2990lm/4440lm/5920lm*
Cutout	*☐ 115mmx55mm*	*☐ 150mmx72mm*	*☐ 205mmx100mm*
Ceiling Thickness	*5mm-15mm*	*5mm-25mm*	*5mm-25mm*
Finish Color	*White/Black*	*White/Black*	*White/Black*
Net Weight	*0.3Kg*	*0.9Kg*	*1.6Kg*

Product Light Peformance(System Lumens @3000K)

Model	Beam	8°	13°	15°	18°	24°	28°	36°	50°
MTN26	**205**	/	/	*2x245lm*	/	*2x408lm*	/	*2x394lm*	*2x351lm*
	207	/	/	*2x316lm*	/	*2x526lm*	/	*2x509lm*	*2x452lm*
	207(CCT Tunable)	/	/	/	/	*2x395lm*	/	*2x380lm*	*2x348lm*
MTN36	**207**	/	*2x533lm*	/	*2x585lm*	/	*2x641lm*	*2x643lm*	*2x425lm*
	208	*2x375lm*	/	/	/	/	/	/	/
	210	/	*2x643lm*	/	*2x714lm*	/	*2x790lm*	*2x804lm(*	*2x532lm*
	213	/	*2x820lm*	/	*2x935lm*	/	*2x1035lm*	*2x1024lm*	*2x677lm*
	213(CCT Tunable)	/	/	/	*2x688lm*	/	*2x1042lm*	*2x923lm*	*2x740lm*
MTN46	**208**	*2x375lm*	/	/	/	/	/	/	/
	213	/	*2x969lm*	/	*2x1135lm*	/	*2x1327lm*	*2x1268lm*	*2x1237lm*
	218	/	*2x1309lm*	/	*2x1533lm*	/	*2x1793lm*	*2x1714lm*	*2x1671lm*
	225	/	*2x1716lm*	/	*2x2009lm*	/	*2x2351lm*	*2x2246lm*	*2x2190lm*
	225(CCT Tunable)	/	/	/	*2x1672lm*	/	*2x1821lm*	*2x1502lm*	*2x1469lm*

Model Number

Drawing	Model	Size	Trim	LED Power	Driver	Beam	CCT	Reflector	Finish
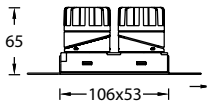	**MTN**	**2** *2"*	**6** *Square Trimless*	**205** *COB 2x5W* **207** *COB 2x7W*	**E** *ON-OFF* **D** *0-10V Dimming*	**1** *15°* **2** *24°* **3** *36°* **5** *50°*	**27** *2700K* **30** *3000K* **35** *3500K* **40** *4000K* **50** *5000K*	**B** *Black* **S** *Specular*	**WT** *White* **BK** *Black*
	MTN	**2** *2"*	**6** *Square Trimless*	**207** *COB 2x7W*	**N** *No Driver* **A** *DALI*	**1** *15°* **2** *24°* **3** *36°* **5** *50°*	**27** *2700K* **30** *3000K* **35** *3500K* **40** *4000K* **50** *5000K*	**B** *Black* **S** *Specular*	**WT** *White* **BK** *Black*
	MTN	**2** *2"*	**6** *Square Trimless*	**207** *COB 2x7W*	**N** *No Driver* **A** *DALI*	**2** *24°* **3** *36°* **5** *50°*	**CC** *2700K-6000K (Tunable)*	**B** *Black* **S** *Specular*	**WT** *White* **BK** *Black*

Example : MTN26-207E-230SWT
Note: Only 15° are standard configured with Honeycomb.

Drawing	Model	Size	Trim	LED Power	Driver	Beam	CCT	Reflector	Finish
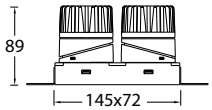	**MTN**	**3** *3"*	**6** *Square Trimless*	**208** *COB 2x8W*	**E** *ON-OFF* **D** *0-10V Dimming*	**S** *8°*	**27** *2700K* **30** *3000K* **35** *3500K* **40** *4000K* **50** *5000K*	**B** *Black* **S** *Specular*	**WT** *White* **BK** *Black*
	MTN	**3** *3"*	**6** *Square Trimless*	**207** *COB 2x7W* **210** *COB 2x10W* **213** *COB 2x13W*	**E** *ON-OFF* **D** *0-10V Dimming*	**N** *13°* **1** *18°* **2** *28°* **3** *36°* **5** *50°*	**27** *2700K* **30** *3000K* **35** *3500K* **40** *4000K* **50** *5000K*	**B** *Black* **S** *Specular*	**WT** *White* **BK** *Black*
	MTN	**3** *3"*	**6** *Square Trimless*	**213** *COB 2x13W*	**N** *No Driver* **A** *DALI*	**N** *13°* **1** *18°* **2** *28°* **3** *36°* **5** *50°*	**27** *2700K* **30** *3000K* **35** *3500K* **40** *4000K* **50** *5000K*	**B** *Black* **S** *Specular*	**WT** *White* **BK** *Black*
	MTN	**3** *3"*	**6** *Square Trimless*	**213** *COB 2x13W*	**N** *No Driver* **A** *DALI*	**1** *18°* **2** *28°* **3** *36°* **5** *50°*	**CC** *2700K-6000K (Tunable)*	**B** *Black* **S** *Specular*	**WT** *White* **BK** *Black*

Example : MTN36-207E-230SWT
Note: Only 8°,13° , 18° are standard configured with Honeycomb.

Drawing	Model	Size	Trim	LED Power	Driver	Beam	CCT	Reflector	Finish
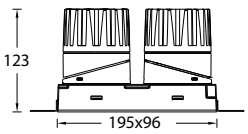	**MTN**	**4** *4"*	**6** *Square Trimless*	**208** *COB 2x8W*	**E** *ON-OFF* **D** *0-10V Dimming*	**S** *8°*	**27** *2700K* **30** *3000K* **35** *3500K* **40** *4000K* **50** *5000K*	**B** *Black* **S** *Specular*	**WT** *White* **BK** *Black*
	MTN	**4** *4"*	**6** *Square Trimless*	**213** *COB 2x13W* **218** *COB 2x18W* **225** *COB 2x25W*	**E** *ON-OFF* **D** *0-10V Dimming*	**N** *13°* **1** *19°* **2** *28°* **3** *36°* **5** *50°*	**27** *2700K* **30** *3000K* **35** *3500K* **40** *4000K* **50** *5000K*	**B** *Black* **S** *Specular*	**WT** *White* **BK** *Black*
	MTN	**4** *4"*	**6** *Square Trimless*	**225** *COB 2x25W*	**N** *No Driver* **A** *DALI*	**N** *13°* **1** *19°* **2** *28°* **3** *36°* **5** *50°*	**27** *2700K* **30** *3000K* **35** *3500K* **40** *4000K* **50** *5000K*	**B** *Black* **S** *Specular*	**WT** *White* **BK** *Black*
	MTN	**4** *4"*	**6** *Square Trimless*	**225** *COB 2x25W*	**N** *No Driver* **A** *DALI*	**1** *18°* **2** *28°* **3** *36°* **5** *50°*	**CC** *2700K-6000K (Tunable)*	**B** *Black* **S** *Specular*	**WT** *White* **BK** *Black*

Example : MTN46-213E-230SWT

Light Distribution

MTN26

MTN26-207E-130SWT

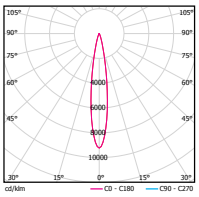

0° Aiming Angle

D(M)	LUX	W	L
1	5840	0.3	0.3
2	1460	0.6	0.6
3	649	0.8	0.8
4	365	1.1	1.1

MTN26-207E-230SWT

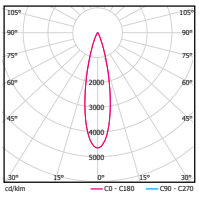

0° Aiming Angle

D(M)	LUX	W	L
1	4884	0.4	0.4
2	1221	0.9	0.9
3	543	1.3	1.3
4	305	1.7	1.7

MTN26-207E-330SWT

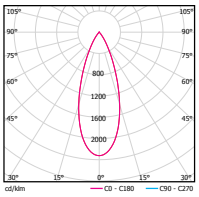

0° Aiming Angle

D(M)	LUX	W	L
1	2368	0.7	0.7
2	592	1.3	1.3
3	263	2.0	2.0
4	148	2.6	2.6

MTN36

MTN36-213E-130SWT

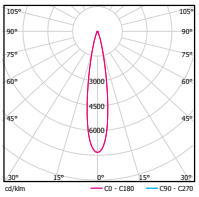

0° Aiming Angle

D(M)	LUX	W	L
1	13696	0.3	0.3
2	3424	0.7	0.7
3	1522	1.0	1.0
4	856	1.3	1.3

MTN36-213E-230SWT

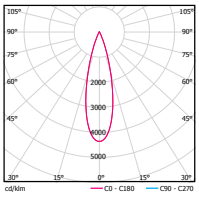

0° Aiming Angle

D(M)	LUX	W	L
1	9022	0.5	0.5
2	2256	1.0	1.0
3	1002	1.4	1.4
4	564	1.9	1.9

MTN36-213E-330SWT

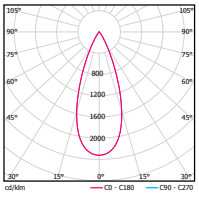

0° Aiming Angle

D(M)	LUX	W	L
1	4750	0.7	0.7
2	1188	1.4	1.4
3	528	2.1	2.1
4	297	2.8	2.8

MTN36-213E-530SWT

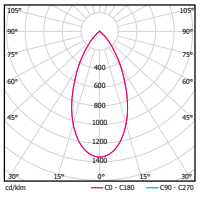

0° Aiming Angle

D(M)	LUX	W	L
1	1828	0.9	0.9
2	457	1.8	1.8
3	203	2.8	2.8
4	114	3.7	3.7

MTN46

MTN46-225E-130SWT

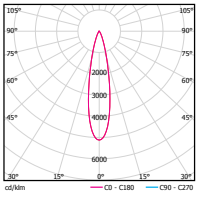

0° Aiming Angle

D(M)	LUX	W	L
1	10294	0.4	0.4
2	2574	0.8	0.8
3	1144	1.1	1.1
4	643	1.5	1.5

MTN46-225E-230SWT

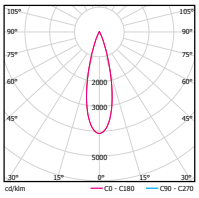

0° Aiming Angle

D(M)	LUX	W	L
1	9615	0.5	0.5
2	2404	1.0	1.0
3	1068	1.5	1.5
4	601	2.0	2.0

MTN46-225E-330SWT

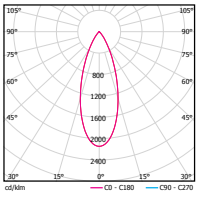

0° Aiming Angle

D(M)	LUX	W	L
1	4821	0.7	0.7
2	1205	1.3	1.3
3	536	2.0	2.0
4	301	2.7	2.7

MTN46-225E-530SWT

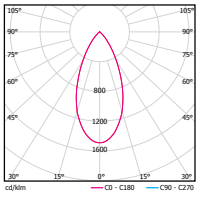

0° Aiming Angle

D(M)	LUX	W	L
1	3263	0.9	0.9
2	816	1.7	1.7
3	363	2.6	2.6
4	204	3.5	3.5

Accessories

Lenses/Filters

Model	Beam Elongator (CLASS I) 	Soft Beam Lens (CLASS I)	Frosted Glass (CLASS I) 	Honeycomb (CLASS I) 
MTN25	LENS-08-BEL	LENS-08-BSL	LENS-08-FR	LENS-08-HCL
MTN35	LENS-11-BEL	LENS-11-BSL-ULTRA	LENS-11-FR	LENS-11-HCL-ULTRA
MTN45	LENS-16-BEL-C	LENS-16-BSL-SW	/	LENS-16-HCL-ULTRA

Note: Only one accessory allowed and need to order separately

ULTRA MICRO AND ANTI-FOG



Body Material	*Die-cast aluminum*
Optical System	*Clear lens included+Reflector*
Finish	*Environmentally safe powder coat*
Adjustable Angle	*0°-360° horizontal rotation*
Accessories/Brackets	*Honeycomb*
Cut Off Angle	*35°*

LED Options

	DLN33	DLN34	DLN37	DLN38
LED Type	*COB*	*COB*	*COB*	*COB*
CRI	*90*	*90*	*90*	*90*
LED Color Consistency	*3 SDCM*	*3 SDCM*	*3 SDCM*	*3 SDCM*
LED Color	*2700K/ 3000K/3500K/ 4000K/5000K/2700K-6000K*	*2700K/ 3000K/3500K/ 4000K/5000K/2700K-6000K*	*2700K/ 3000K/3500K/ 4000K/5000K/2700K-6000K*	*2700K/ 3000K/3500K/ 4000K/5000K/2700K-6000K*
LED Lifetime	*>50000h-L70 /B10- Ta25°C (LM-80/TM-21)*	*>50000h-L70 /B10- Ta25°C (LM-80/TM-21)*	*>50000h-L70 /B10- Ta25°C (LM-80/TM-21)*	*>50000h-L70 /B10- Ta25°C (LM-80/TM-21)*

Product Data

	DLN33	DLN34	DLN37	DLN38
LED Power	*7W/10W/13W*	*7W/10W/13W*	*7W/10W/13W*	*7W/10W/13W*
LED Lumen Output(3000K)	*800lm/1150lm/1495lm*	*800lm/1150lm/1495lm*	*800lm/1150lm/1495lm*	*800lm/1150lm/1495lm*
Cutout	*Ø78mm*	*Ø82mm*	*□ 79mmx79mm*	*□ 78mmx72mm*
Ceiling Thickness	*5mm-25mm*	*5mm-25mm*	*5mm-25mm*	*5mm-25mm*
Finish Color	*White/Black*	*White/Black*	*White/Black*	*White/Black*
Net Weight	*0.3Kg*	*0.35Kg*	*0.35Kg*	*0.4Kg*

Product Light Peformance(System Lumens @3000K)

Model	Beam	13°	18°	28°	36°	50°
DLN33	**LM07**	*533lm*	*585lm*	*641lm*	*643lm*	*425lm*
	LM10	*643lm*	*714lm*	*790lm*	*804lm*	*532lm*
	LM13	*820lm*	*935lm*	*1035lm*	*1024lm*	*677lm*
DLN34	**LM07**	*533lm*	*585lm*	*641lm*	*643lm*	*425lm*
	LM10	*643lm*	*714lm*	*790lm*	*804lm(*	*532lm*
	LM13	*820lm*	*935lm*	*1035lm*	*1024lm*	*677lm*
DLN37	**LM07**	*533lm*	*585lm*	*641lm*	*643lm*	*425lm*
	LM10	*643lm*	*714lm*	*790lm*	*804lm(*	*532lm*
	LM13	*820lm*	*935lm*	*1035lm*	*1024lm*	*677lm*
DLN38	**LM07**	*533lm*	*585lm*	*641lm*	*643lm*	*425lm*
	LM10	*643lm*	*714lm*	*790lm*	*804lm(*	*532lm*
	LM13	*820lm*	*935lm*	*1035lm*	*1024lm*	*677lm*

Model Number

Drawing	Model	Size	Trim	LED Power	Driver	Beam	CCT	Reflector	Finish
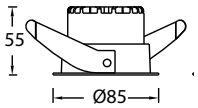	**DLN**	**3** *3"*	**3** *Round Trim*	**LM07** *COB 7W* **LM10** *COB10W* **LM13** *COB13W*	**E** *ON-OFF* **D** *0-10V Dimming*	**N** *13°* **1** *18°* **2** *28°* **3** *36°* **5** *50°*	**27** *2700K* **30** *3000K* **35** *3500K* **40** *4000K* **50** *5000K*	**B** *Black* **S** *Specular*	**WT** *White* **BK** *Black*
	DLN	**3** *3"*	**3** *Round Trim*	**LM13** *COB 13W*	**N** *No Driver*	**N** *13°* **1** *18°* **2** *28°* **3** *36°* **5** *50°*	**27** *2700K* **30** *3000K* **35** *3500K* **40** *4000K* **50** *5000K*	**B** *Black* **S** *Specular*	**WT** *White* **BK** *Black*
	DLN	**3** *3"*	**3** *Round Trim*	**LM13** *COB 13W*	**N** *No Driver* **A** *DALI*	**1** *18°* **2** *28°* **3** *36°* **5** *50°*	**CC** *2700K-6000K (Tunable)*	**B** *Black* **S** *Specular*	**WT** *White* **BK** *Black*

Example : DLN33-LM07E-230SWT
Note: Only 13° and 18° are standard configured with Honeycomb.

Drawing	Model	Size	Trim	LED Power	Driver	Beam	CCT	Reflector	Finish
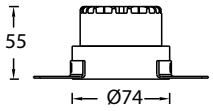	**DLN**	**3** *3"*	**4** *Round Trimless*	**LM07** *COB 7W* **LM10** *COB10W* **LM13** *COB13W*	**E** *ON-OFF* **D** *0-10V Dimming*	**N** *13°* **1** *18°* **2** *28°* **3** *36°* **5** *50°*	**27** *2700K* **30** *3000K* **35** *3500K* **40** *4000K* **50** *5000K*	**B** *Black* **S** *Specular*	**WT** *White* **BK** *Black*
	DLN	**3** *3"*	**4** *Round Trimless*	**LM13** *COB 13W*	**N** *No Driver*	**N** *13°* **1** *18°* **2** *28°* **3** *36°* **5** *50°*	**27** *2700K* **30** *3000K* **35** *3500K* **40** *4000K* **50** *5000K*	**B** *Black* **S** *Specular*	**WT** *White* **BK** *Black*
	DLN	**3** *3"*	**4** *Round Trimless*	**LM13** *COB 13W*	**N** *No Driver* **A** *DALI*	**1** *18°* **2** *28°* **3** *36°* **5** *50°*	**CC** *2700K-6000K (Tunable)*	**B** *Black* **S** *Specular*	**WT** *White* **BK** *Black*

Example : DLN34-LM07E-230SWT
Note: Only 13° and 18° are standard configured with Honeycomb.

Drawing	Model	Size	Trim	LED Power	Driver	Beam	CCT	Reflector	Finish
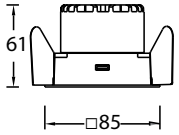	**DLN**	**3** *3"*	**7** *Rectangula Trim*	**LM07** *COB 7W* **LM10** *COB10W* **LM13** *COB13W*	**E** *ON-OFF* **D** *0-10V Dimming*	**N** *13°* **1** *18°* **2** *28°* **3** *36°* **5** *50°*	**27** *2700K* **30** *3000K* **35** *3500K* **40** *4000K* **50** *5000K*	**B** *Black* **S** *Specular*	**WT** *White* **BK** *Black*
	DLN	**3** *3"*	**7** *Rectangula Trim*	**LM13** *COB 13W*	**N** *No Driver* **A** *DALI*	**N** *13°* **1** *18°* **2** *28°* **3** *36°* **5** *50°*	**27** *2700K* **30** *3000K* **35** *3500K* **40** *4000K* **50** *5000K*	**B** *Black* **S** *Specular*	**WT** *White* **BK** *Black*
	DLN	**3** *3"*	**7** *Rectangula Trim*	**LM13** *COB 13W*	**N** *No Driver* **A** *DALI*	**1** *18°* **2** *28°* **3** *36°* **5** *50°*	**CC** *2700K-6000K (Tunable)*	**B** *Black* **S** *Specular*	**WT** *White* **BK** *Black*

Example : DLN37-LM07E-230SWT
Note: Only 13° and 18° are standard configured with Honeycomb.

Drawing	Model	Size	Trim	LED Power	Driver	Beam	CCT	Reflector	Finish
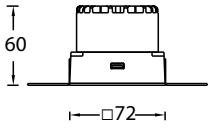	**DLN**	**3** *3"*	**8** *Square Trimless*	**LM07** *COB 7W* **LM10** *COB10W* **LM13** *COB13W*	**E** *ON-OFF* **D** *0-10V Dimming*	**N** *13°* **1** *18°* **2** *28°* **3** *36°* **5** *50°*	**27** *2700K* **30** *3000K* **35** *3500K* **40** *4000K* **50** *5000K*	**B** *Black* **S** *Specular*	**WT** *White* **BK** *Black*
	DLN	**3** *3"*	**8** *Square Trimless*	**LM13** *COB 13W*	**N** *No Driver* **A** *DALI*	**N** *13°* **1** *18°* **2** *28°* **3** *36°* **5** *50°*	**27** *2700K* **30** *3000K* **35** *3500K* **40** *4000K* **50** *5000K*	**B** *Black* **S** *Specular*	**WT** *White* **BK** *Black*
	DLN	**3** *3"*	**8** *Square Trimless*	**LM13** *COB 13W*	**N** *No Driver* **A** *DALI*	**1** *18°* **2** *28°* **3** *36°* **5** *50°*	**CC** *2700K-6000K (Tunable)*	**B** *Black* **S** *Specular*	**WT** *White* **BK** *Black*

Example : DLN38-LM07E-230SWT
Note: Only 13° and 18° are standard configured with Honeycomb.

Light Distribution

DLN33

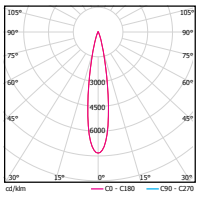

DLN33-LM13E-130SWT

0° Aiming Angle

D(M)	LUX	W	L
1	6848	0.3	0.3
2	1712	0.7	0.7
3	761	1.0	1.0
4	428	1.3	1.3

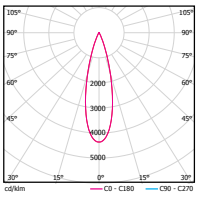

DLN33-LM13E-230SWT

0° Aiming Angle

D(M)	LUX	W	L
1	4511	0.5	0.5
2	1128	1.0	1.0
3	501	1.4	1.4
4	282	1.9	1.9

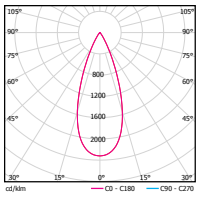

DLN33-LM13E-330SWT

0° Aiming Angle

D(M)	LUX	W	L
1	2375	0.7	0.7
2	594	1.4	1.4
3	264	2.1	2.1
4	148	2.8	2.8

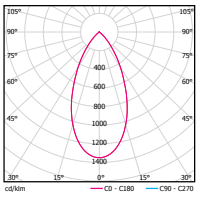

DLN33-LM13E-530SWT

0° Aiming Angle

D(M)	LUX	W	L
1	914	0.9	0.9
2	229	1.8	1.8
3	102	2.8	2.8
4	57	3.7	3.7

DLN34

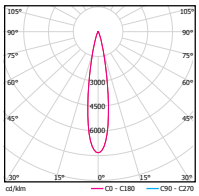

DLN34-LM13E-130SWT

0° Aiming Angle

D(M)	LUX	W	L
1	6848	0.3	0.3
2	1712	0.7	0.7
3	761	1.0	1.0
4	428	1.3	1.3

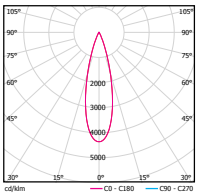

DLN34-LM13E-230SWT

0° Aiming Angle

D(M)	LUX	W	L
1	4511	0.5	0.5
2	1128	1.0	1.0
3	501	1.4	1.4
4	282	1.9	1.9

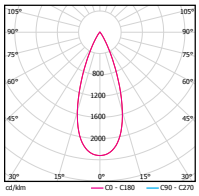

DLN34-LM13E-330SWT

0° Aiming Angle

D(M)	LUX	W	L
1	2375	0.7	0.7
2	594	1.4	1.4
3	264	2.1	2.1
4	148	2.8	2.8

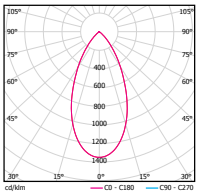

DLN34-LM13E-530SWT

0° Aiming Angle

D(M)	LUX	W	L
1	914	0.9	0.9
2	229	1.8	1.8
3	102	2.8	2.8
4	57	3.7	3.7

DLN37

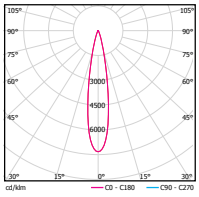

DLN37-LM13E-130SWT

0° Aiming Angle

D(M)	LUX	W	L
1	6848	0.3	0.3
2	1712	0.7	0.7
3	761	1.0	1.0
4	428	1.3	1.3

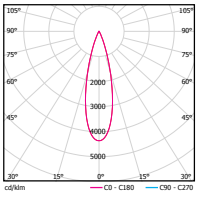

DLN37-LM13E-230SWT

0° Aiming Angle

D(M)	LUX	W	L
1	4510	0.5	0.5
2	1128	1.0	1.0
3	501	1.4	1.4
4	282	1.9	1.9

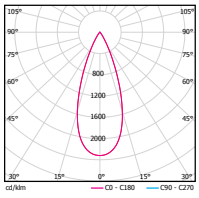

DLN37-LM13E-330SWT

0° Aiming Angle

D(M)	LUX	W	L
1	2375	0.7	0.7
2	594	1.4	1.4
3	264	2.1	2.1
4	148	2.8	2.8

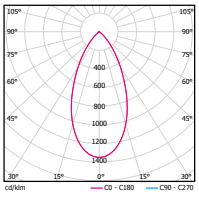

DLN37-LM13E-530SWT

0° Aiming Angle

D(M)	LUX	W	L
1	913	0.9	0.9
2	228	1.8	1.8
3	101	2.8	2.8
4	57	3.7	3.7

Light Distribution

DLN38

DLN38-LM13E-130SWT

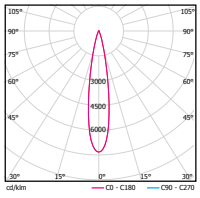

0° Aiming Angle

D(M)	LUX	W	L
1	6848	0.3	0.3
2	1712	0.7	0.7
3	761	1.0	1.0
4	428	1.3	1.3

DLN38-LM13E-230SWT

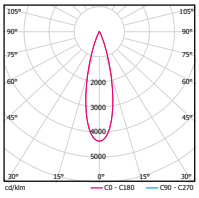

0° Aiming Angle

D(M)	LUX	W	L
1	4511	0.5	0.5
2	1128	1.0	1.0
3	501	1.4	1.4
4	282	1.9	1.9

DLN38-LM13E-330SWT

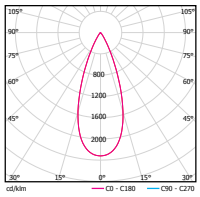

0° Aiming Angle

D(M)	LUX	W	L
1	2375	0.7	0.7
2	594	1.4	1.4
3	264	2.1	2.1
4	148	2.8	2.8

DLN38-LM13E-530SWT

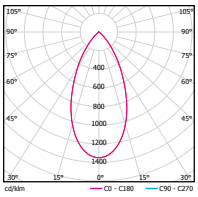

0° Aiming Angle

D(M)	LUX	W	L
1	914	0.9	0.9
2	229	1.8	1.8
3	102	2.8	2.8
4	57	3.7	3.7

Accessories

Lenses/Filters

Model	**Honeycomb (CLASS I)**
DLN33/DLN34/DLN37/DLN38	LENS-12-HCL-ULTRA

Note: Only one accessory allowed and need to order separately

ULTRA MICRO AND ANTI-FOG



Body Material	*Die-cast aluminum*
Optical System	*Clear lens included+Reflector*
Finish	*Environmentally safe powder coat*
Adjustable Angle	*0°-360° horizontal rotation*
Accessories/Brackets	*Honeycomb*
Cut Off Angle	*35°*

LED Options

	DLN43	DLN44	DLN47	DLN48
LED Type	*COB*	*COB*	*COB*	*COB*
CRI	*90*	*90*	*90*	*90*
LED Color Consistency	*3 SDCM*	*3 SDCM*	*3 SDCM*	*3 SDCM*
LED Color	*2700K/ 3000K/3500K/ 4000K/5000K/2700K-6000K*	*2700K/ 3000K/3500K/ 4000K/5000K/2700K-6000K*	*2700K/ 3000K/3500K/ 4000K/5000K/2700K-6000K*	*2700K/ 3000K/3500K/ 4000K/5000K/2700K-6000K*
LED Lifetime	*>50000h-L70 /B10- Ta25℃ (LM-80/TM-21)*	*>50000h-L70 /B10- Ta25℃ (LM-80/TM-21)*	*>50000h-L70 /B10- Ta25℃ (LM-80/TM-21)*	*>50000h-L70 /B10- Ta25℃ (LM-80/TM-21)*

Product Data

	DLN43	DLN44	DLN47	DLN48
LED Power	*8W/13W/18W/25W*	*8W/13W/18W/25W*	*8W/13W/18W/25W*	*8W/13W/18W/25W*
LED Lumen Output(3000K)	*720lm/1645lm/2220lm/2960lm*	*720lm/1645lm/2220lm/2960lm*	*720lm/1645lm/2220lm/2960lm*	*720lm/1645lm/2220lm/2960lm*
Cutout	*Ø100mm*	*Ø105mm*	*□ 115mmx115mm*	*□ 105mmx105mm*
Ceiling Thickness	*5mm-25mm*	*5mm-25mm*	*5mm-25mm*	*5mm-25mm*
Finish Color	*White/Black*	*White/Black*	*White/Black*	*White/Black*
Net Weight	*0.5Kg*	*0.5Kg*	*0.5Kg*	*0.5Kg*

Product Light Peformance(System Lumens @3000K)

Model \ Beam		8°	13°	19°	28°	36°	50°
DLN43	**LM08**	*75lm*	*/*	*/*	*/*	*/*	*/*
	LM13	*/*	*969lm*	*1135lm*	*1327lm*	*1268lm*	*1237lm*
	LM18	*/*	*1309lm*	*1533lm*	*1793lm*	*1714lm*	*1671lm*
	LM25	*/*	*1716lm*	*2009lm*	*2351lm*	*2246lm*	*2190lm*
DLN44	**LM08**	*75lm*	*/*	*/*	*/*	*/*	*/*
	LM13	*/*	*969lm*	*1135lm*	*1327lm*	*1268lm*	*1237lm*
	LM18	*/*	*1309lm*	*1533lm*	*1793lm*	*1714lm*	*1671lm*
	LM25	*/*	*1716lm*	*2009lm*	*2351lm*	*2246lm*	*2190lm*
DLN47	**LM08**	*75lm*	*/*	*/*	*/*	*/*	*/*
	LM13	*/*	*969lm*	*1135lm*	*1327lm*	*1268lm*	*1237lm*
	LM18	*/*	*1309lm*	*1533lm*	*1793lm*	*1714lm*	*1671lm*
	LM25	*/*	*1716lm*	*2009lm*	*2351lm*	*2246lm*	*2190lm*
DLN48	**LM08**	*75lm*	*/*	*/*	*/*	*/*	*/*
	LM13	*/*	*969lm*	*1135lm*	*1327lm*	*1268lm*	*1237lm*
	LM18	*/*	*1309lm*	*1533lm*	*1793lm*	*1714lm*	*1671lm*
	LM25	*/*	*1716lm*	*2009lm*	*2351lm*	*2246lm*	*2190lm*

Model Number

Drawing	Model	Size	Trim	LED Power	Driver	Beam	CCT	Reflector	Finish
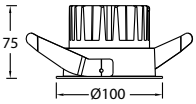	**DLN**	**4** *4"*	**3** *Round Trim*	**LM08** *COB 8W*	**E** *ON-OFF* **D** *0-10V Dimming*	**S** *8°*	**27** *2700K* **30** *3000K* **35** *3500K* **40** *4000K* **50** *5000K*	**B** *Black* **S** *Specular* **W** *White*	**WT** *White* **BK** *Black*
	DLN	**4** *4"*	**3** *Round Trim*	**LM13** *COB 13W* **LM18** *COB 18W* **LM25** *COB 25W*	**E** *ON-OFF* **D** *0-10V Dimming*	**N** *13°* **1** *19°* **2** *28°* **3** *36°* **5** *50°*	**27** *2700K* **30** *3000K* **35** *3500K* **40** *4000K* **50** *5000K*	**B** *Black* **S** *Specular* **W** *White*	**WT** *White* **BK** *Black*
	DLN	**4** *4"*	**3** *Round Trim*	**LM25** *COB 25W*	**N** *No Driver* **A** *DALI*	**N** *13°* **1** *19°* **2** *28°* **3** *36°* **5** *50°*	**27** *2700K* **30** *3000K* **35** *3500K* **40** *4000K* **50** *5000K*	**B** *Black* **S** *Specular* **W** *White*	**WT** *White* **BK** *Black*

Example : DLN43-LM07E-230SWT
Note: Only 8°/13° /19° are standard configured with Honeycomb.

Drawing	Model	Size	Trim	LED Power	Driver	Beam	CCT	Reflector	Finish
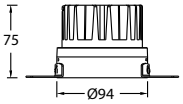	**DLN**	**4** *4"*	**4** *Round Trimless*	**LM08** *COB 8W*	**E** *ON-OFF* **D** *0-10V Dimming*	**S** *8°*	**27** *2700K* **30** *3000K* **35** *3500K* **40** *4000K* **50** *5000K*	**B** *Black* **S** *Specular* **W** *White*	**WT** *White* **BK** *Black*
	DLN	**4** *4"*	**4** *Round Trimless*	**LM13** *COB 13W* **LM18** *COB 18W* **LM25** *COB 25W*	**E** *ON-OFF* **D** *0-10V Dimming*	**N** *13°* **1** *19°* **2** *28°* **3** *36°* **5** *50°*	**27** *2700K* **30** *3000K* **35** *3500K* **40** *4000K* **50** *5000K*	**B** *Black* **S** *Specular* **W** *White*	**WT** *White* **BK** *Black*
	DLN	**4** *4"*	**4** *Round Trimless*	**LM25** *COB 25W*	**N** *No Driver* **A** *DALI*	**N** *13°* **1** *19°* **2** *28°* **3** *36°* **5** *50°*	**27** *2700K* **30** *3000K* **35** *3500K* **40** *4000K* **50** *5000K*	**B** *Black* **S** *Specular* **W** *White*	**WT** *White* **BK** *Black*

Example : DLN44-LM07E-230SWT
Note: Only 8°/13° /19° are standard configured with Honeycomb.

Drawing	Model	Size	Trim	LED Power	Driver	Beam	CCT	Reflector	Finish
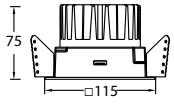	**DLN**	**4** *4"*	**7** *Rectangula Trim*	**LM08** *COB 8W*	**E** *ON-OFF* **D** *0-10V Dimming*	**S** *8°*	**27** *2700K* **30** *3000K* **35** *3500K* **40** *4000K* **50** *5000K*	**B** *Black* **S** *Specular* **W** *White*	**WT** *White* **BK** *Black*
	DLN	**4** *4"*	**7** *Rectangula Trim*	**LM13** *COB 13W* **LM18** *COB 18W* **LM25** *COB 25W*	**E** *ON-OFF* **D** *0-10V Dimming*	**N** *13°* **1** *19°* **2** *28°* **3** *36°* **5** *50°*	**27** *2700K* **30** *3000K* **35** *3500K* **40** *4000K* **50** *5000K*	**B** *Black* **S** *Specular* **W** *White*	**WT** *White* **BK** *Black*
	DLN	**3** *3"*	**7** *Rectangula Trim*	**LM25** *COB 25W*	**N** *No Driver* **A** *DALI*	**N** *13°* **1** *19°* **2** *28°* **3** *36°* **5** *50°*	**27** *2700K* **30** *3000K* **35** *3500K* **40** *4000K* **50** *5000K*	**B** *Black* **S** *Specular* **W** *White*	**WT** *White* **BK** *Black*

Example : DLN47-LM07E-230SWT
Note: Only 8°/13° /19° are standard configured with Honeycomb.

Drawing	Model	Size	Trim	LED Power	Driver	Beam	CCT	Reflector	Finish
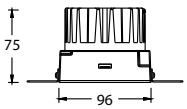	**DLN**	**4** *4"*	**8** *Square Trimless*	**LM08** *COB 8W*	**E** *ON-OFF* **D** *0-10V Dimming*	**S** *8°*	**27** *2700K* **30** *3000K* **35** *3500K* **40** *4000K* **50** *5000K*	**B** *Black* **S** *Specular* **W** *White*	**WT** *White* **BK** *Black*
	DLN	**4** *4"*	**8** *Square Trimless*	**LM13** *COB 13W* **LM18** *COB 18W* **LM25** *COB 25W*	**E** *ON-OFF* **D** *0-10V Dimming*	**N** *13°* **1** *19°* **2** *28°* **3** *36°* **5** *50°*	**27** *2700K* **30** *3000K* **35** *3500K* **40** *4000K* **50** *5000K*	**B** *Black* **S** *Specular* **W** *White*	**WT** *White* **BK** *Black*
	DLN	**4** *4"*	**8** *Square Trimless*	**LM25** *COB 25W*	**N** *No Driver* **A** *DALI*	**N** *13°* **1** *19°* **2** *28°* **3** *36°* **5** *50°*	**27** *2700K* **30** *3000K* **35** *3500K* **40** *4000K* **50** *5000K*	**B** *Black* **S** *Specular* **W** *White*	**WT** *White* **BK** *Black*

Example : DLN48-LM07E-230SWT
Note: Only 8°/13° /19° are standard configured with Honeycomb.

Light Distribution

DLN43

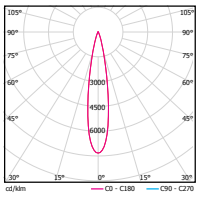

DLN43-LM13E-130SWT

0° Aiming Angle

D(M)	LUX	W	L
1	5812	0.3	0.3
2	1453	0.7	0.7
3	646	1.0	1.0
4	363	1.3	1.3

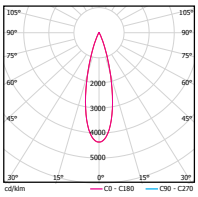

DLN43-LM13E-230SWT

0° Aiming Angle

D(M)	LUX	W	L
1	5429	0.5	0.5
2	1357	1.0	1.0
3	603	1.4	1.4
4	339	1.9	1.9

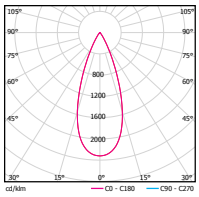

DLN43-LM13E-330SWT

0° Aiming Angle

D(M)	LUX	W	L
1	2722	0.7	0.7
2	681	1.4	1.4
3	302	2.1	2.1
4	170	2.8	2.8

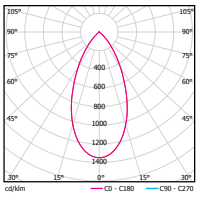

DLN43-LM13E-530SWT

0° Aiming Angle

D(M)	LUX	W	L
1	1843	0.9	0.9
2	461	1.8	1.8
3	205	2.8	2.8
4	115	3.7	3.7

DLN44

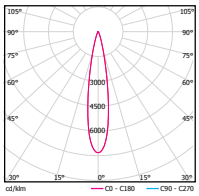

DLN44-LM13E-130SWT

0° Aiming Angle

D(M)	LUX	W	L
1	5812	0.3	0.3
2	1453	0.7	0.7
3	646	1.0	1.0
4	363	1.3	1.3

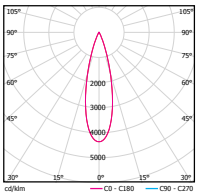

DLN44-LM13E-230SWT

0° Aiming Angle

D(M)	LUX	W	L
1	5429	0.5	0.5
2	1357	1.0	1.0
3	603	1.4	1.4
4	339	1.9	1.9

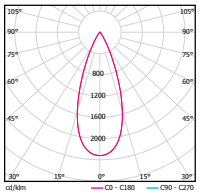

DLN44-LM13E-330SWT

0° Aiming Angle

D(M)	LUX	W	L
1	2722	0.7	0.7
2	681	1.4	1.4
3	302	2.1	2.1
4	170	2.8	2.8

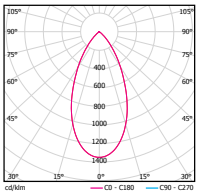

DLN44-LM13E-530SWT

0° Aiming Angle

D(M)	LUX	W	L
1	1843	0.9	0.9
2	461	1.8	1.8
3	205	2.8	2.8
4	115	3.7	3.7

DLN47

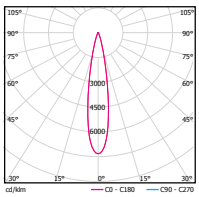

DLN47-LM13E-130SWT

0° Aiming Angle

D(M)	LUX	W	L
1	5812	0.3	0.3
2	1453	0.7	0.7
3	646	1.0	1.0
4	363	1.3	1.3

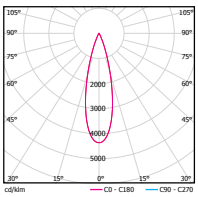

DLN47-LM13E-230SWT

0° Aiming Angle

D(M)	LUX	W	L
1	5429	0.5	0.5
2	1357	1.0	1.0
3	603	1.4	1.4
4	339	1.9	1.9

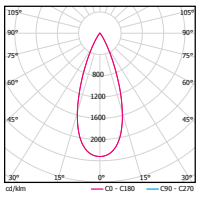

DLN47-LM13E-330SWT

0° Aiming Angle

D(M)	LUX	W	L
1	2722	0.7	0.7
2	681	1.4	1.4
3	302	2.1	2.1
4	170	2.8	2.8

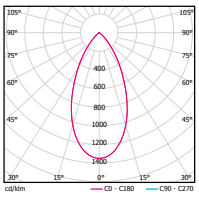

DLN47-LM13E-530SWT

0° Aiming Angle

D(M)	LUX	W	L
1	1843	0.9	0.9
2	461	1.8	1.8
3	205	2.8	2.8
4	115	3.7	3.7

Light Distribution

DLN48

DLN48-LM13E-130SWT

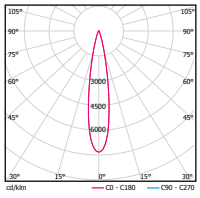

0° Aiming Angle

D(M)	LUX	W	L
1	5812	0.3	0.3
2	1453	0.7	0.7
3	646	1.0	1.0
4	363	1.3	1.3

DLN48-LM13E-230SWT

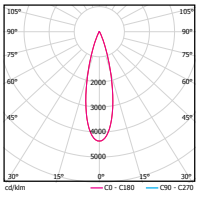

0° Aiming Angle

D(M)	LUX	W	L
1	5429	0.5	0.5
2	1357	1.0	1.0
3	603	1.4	1.4
4	339	1.9	1.9

DLN48-LM13E-330SWT

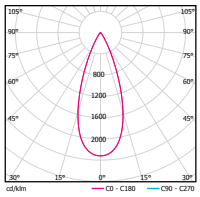

0° Aiming Angle

D(M)	LUX	W	L
1	2722	0.7	0.7
2	681	1.4	1.4
3	302	2.1	2.1
4	170	2.8	2.8

DLN48-LM13E-530SWT

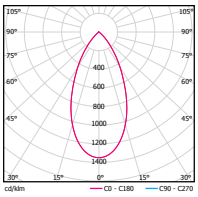

0° Aiming Angle

D(M)	LUX	W	L
1	1843	0.9	0.9
2	461	1.8	1.8
3	205	2.8	2.8
4	115	3.7	3.7

Accessories

Lenses/Filters

Model	Honeycomb (CLASS I)
	
DLN43/DLN44/DLN47/DLN48	LENS-12-HCL-ULTRA

Note: Only one accessory allowed and need to order separately



ELANA PRO

ELANA PRO LED Downlights achieve high uniform illumination with individual beam angle adjustment of light distribution. These die-cast aluminum luminaires provide elegant, simple and modern lighting, resulting in robust illumination that brings a pleasant and visually comfortable mood to the interior environment. Thermally efficient, these compact, trimmed and trimless downlights fully integrate into the ceiling for a clean architectural look. The luminaires offer a 40° cut off angle for effective glare control, with CCTs of 2700K, 3000K and 4000K. Various reflector finishes are available including silver specular, frosted, black and champagne.



Wushang Dream Plaza
Wuhan, Hubei Province

ELANA PRO ROUND TRIM DOWNLIGHT-DIRECTIONAL



Body Material	*Die-cast aluminum*
Optical System	*Clear lens included+Reflector*
Finish	*Environmentally safe powder coat*
Adjustable Angle	*DLH21: 0°-360° horizontal rotation and 0°-25° vertical aiming tilt* *DLH31: 0°-355° horizontal rotation and 0°-25° vertical aiming tilt*
Cut Off Angle	*40°*

LED Options

	DLH21	DLH31
LED Type	*COB*	*COB*
CRI	*90*	*90*
LED Color Consistency	*3 SDCM*	*3 SDCM*
LED Color	*2700K/ 3000K/4000K*	*2700K/ 3000K/4000K*
LED Lifetime	*>50000h-L70 /B10-Ta25℃ (LM-80/TM-21)*	*>50000h-L70 /B10-Ta25℃ (LM-80/TM-21)*

Product Data

	DLH21	DLH31
LED Power	*5W/7W*	*7W/10W/13W*
LED Lumen Output(3000K)	*696lm/800lm*	*800lm/1150lm/1495lm*
Cutout	*Ø55mm*	*Ø75mm*
Ceiling Thickness	*5mm-15mm*	*6mm-15mm*
Finish Color	*White/Black*	*White/Black*
Net Weight	*0.2Kg*	*0.3Kg*

Product Light Peformance(System Lumens @3000K)

Model \ Beam		15°	24°	36°	45°	50°
DLH21	**LM05**	*270lm*	*473lm*	*484lm*	*/*	*461lm*
	LM07	*323lm*	*519lm*	*515lm*	*/*	*564lm*
DLH31	**LM07**	*351lm*	*662lm*	*564lm*	*497lm*	*/*
	LM10	*446lm*	*841lm*	*716lm*	*632lm*	*/*
	LM13	*562lm*	*1059lm*	*902lm*	*796lm*	*/*

Model Number

Drawing	Model	Size	Trim	LED Power	Driver	Beam	CCT	Reflector	Finish
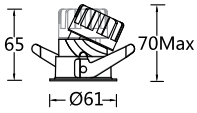	**DLH**	**2** *2"*	**1** *Round Trim*	**LM05** *COB 5W* **LM07** *COB 7W*	**E** *ON-OFF* **D** *0-10V Dimming*	**1** *15°* **2** *24°* **3** *36°* **5** *50°*	**27** *2700K* **30** *3000K* **40** *4000K*	**B** *Black* **S** *Specular* **W** *White*	**WT** *White* **BK** *Black*
	DLH	**2** *2"*	**1** *Round Trim*	**LM07** *COB 7W*	**N** *No Driver* **A** *DALI*	**1** *15°* **2** *24°* **3** *36°* **5** *50°*	**27** *2700K* **30** *3000K* **40** *4000K*	**B** *Black* **S** *Specular* **W** *White*	**WT** *White* **BK** *Black*

Example : DLH21-LM07-E230SWT
Note: Only 15° are standard configured with Honeycomb.

Drawing	Model	Size	Trim	LED Power	Driver	Beam	CCT	Reflector	Finish
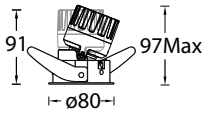	**DLH**	**3** *3"*	**1** *Round Trim*	**LM07** *COB 7W* **LM10** *COB 10W* **LM13** *COB 13W*	**E** *ON-OFF* **D** *0-10V Dimming*	**1** *15°* **2** *24°* **3** *36°* **4** *45°*	**27** *2700K* **30** *3000K* **40** *4000K*	**B** *Black* **S** *Specular* **W** *White*	**WT** *White* **BK** *Black*
	DLH	**3** *3"*	**1** *Round Trim*	**LM13** *COB 13W*	**N** *No Driver* **A** *DALI*	**1** *15°* **2** *24°* **3** *36°* **4** *45°*	**27** *2700K* **30** *3000K* **40** *4000K*	**B** *Black* **S** *Specular* **W** *White*	**WT** *White* **BK** *Black*

Example: DLH31-LM07-E230SWT
Note: Only 15° are standard configured with Honeycomb.

Light Distribution

DLH21

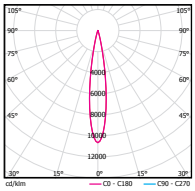

DLH21-LM07-E130SWT

0° Aiming Angle

D(M)	LUX	W	L
1	3439	0.3	0.3
2	860	0.6	0.6
3	382	0.9	0.9
4	215	1.2	1.2

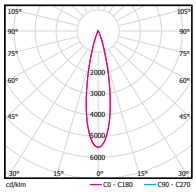

DLH21-LM07-E230SWT

0° Aiming Angle

D(M)	LUX	W	L
1	2866	0.4	0.4
2	717	0.8	0.8
3	318	1.2	1.2
4	179	1.6	1.6

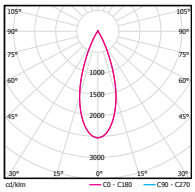

DLH21-LM07-E330SWT

0° Aiming Angle

D(M)	LUX	W	L
1	1804	0.7	0.7
2	451	1.3	1.3
3	200	2.0	2.0
4	113	2.7	2.7

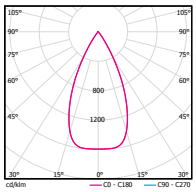

DLH21-LM07-E530SWT

0° Aiming Angle

D(M)	LUX	W	L
1	898	0.9	0.9
2	225	1.8	1.8
3	100	2.8	2.8
4	56	3.7	3.7

DLH31

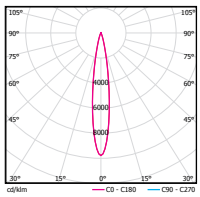

DLH31-LM13-E130SWT

0° Aiming Angle

D(M)	LUX	W	L
1	5501	0.3	0.3
2	1375	0.5	0.5
3	611	0.8	0.8
4	344	1.1	1.1

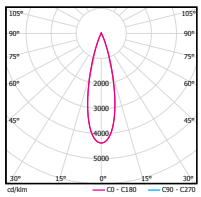

DLH31-LM13-E230SWT

0° Aiming Angle

D(M)	LUX	W	L
1	4631	0.5	0.5
2	1158	1.0	1.0
3	515	1.4	1.4
4	289	1.9	1.9

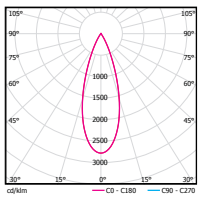

DLH31-LM13-E330SWT

0° Aiming Angle

D(M)	LUX	W	L
1	2508	0.6	0.6
2	627	1.2	1.2
3	279	1.8	1.8
4	157	2.4	2.4

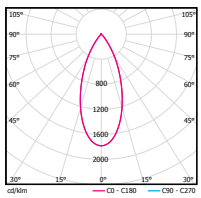

DLH31-LM13-E430SWT

0° Aiming Angle

D(M)	LUX	W	L
1	1419	0.8	0.8
2	355	1.6	1.6
3	158	2.3	2.3
4	89	3.1	3.1

ELANA PRO ROUND TRIMLESS DOWNLIGHT-DIRECTIONAL



Body Material	*Die-cast aluminum*
Optical System	*Clear lens included+Reflector*
Finish	*Environmentally safe powder coat*
Adjustable Angle	*DLH22: 0°-360° horizontal rotation and 0°-25° vertical aiming tilt* *DLH32: 0°-355° horizontal rotation and 0°-25° vertical aiming tilt*
Cut Off Angle	*40°*

LED Options

	DLH22	DLH32
LED Type	*COB*	*COB*
CRI	*90*	*90*
LED Color Consistency	*3 SDCM*	*3 SDCM*
LED Color	*2700K/ 3000K/4000K*	*2700K/ 3000K/4000K*
LED Lifetime	*>50000h-L70 /B10-Ta25℃ (LM-80/TM-21)*	*>50000h-L70 /B10-Ta25℃ (LM-80/TM-21)*

Product Data

	DLH22	DLH32
LED Power	*5W/7W*	*7W/10W/13W*
LED Lumen Output(3000K)	*696lm/800lm*	*800lm/1150lm/1495lm*
Cutout	*Ø60mm*	*Ø75mm*
Ceiling Thickness	*5mm-15mm*	*6mm-15mm*
Finish Color	*White/Black*	*White/Black*
Net Weight	*0.2Kg*	*0.3Kg*

Product Light Peformance(System Lumens @3000K)

Model \ Beam		15°	24°	36°	45°	50°
DLH22	**LM05**	*270lm*	*473lm*	*484lm*	*/*	*461lm*
	LM07	*323lm*	*519lm*	*515lm*	*/*	*564lm*
DLH32	**LM07**	*351lm*	*622lm*	*564lm*	*497lm*	*/*
	LM10	*446lm*	*841lm*	*716lm*	*632lm*	*/*
	LM13	*562lm*	*1059lm*	*902lm*	*796lm*	*/*

Model Number

Drawing	Model	Size	Trim	LED Power	Driver	Beam	CCT	Reflector	Finish
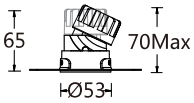	**DLH**	**2** *2"*	**2** *Round Trimless*	**LM05** *COB 5W* **LM07** *COB 7W*	**E** *ON-OFF* **D** *0-10V Dimming*	**1** *15°* **2** *24°* **3** *36°* **5** *50°*	**27** *2700K* **30** *3000K* **40** *4000K*	**B** *Black* **S** *Specular* **W** *White*	**WT** *White* **BK** *Black*
	DLH	**2** *2"*	**2** *Round Trimless*	**LM07** *COB 7W*	**N** *No Driver* **A** *DALI*	**1** *15°* **2** *24°* **3** *36°* **5** *50°*	**27** *2700K* **30** *3000K* **40** *4000K*	**B** *Black* **S** *Specular* **W** *White*	**WT** *White* **BK** *Black*

Example : DLH22-LM07-E230SWT
Note: Only 15° are standard configured with Honeycomb.

Drawing	Model	Size	Trim	LED Power	Driver	Beam	CCT	Reflector	Finish
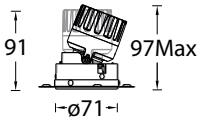	**DLH**	**3** *3"*	**2** *Round Trimless*	**LM07** *COB 7W* **LM10** *COB 10W* **LM13** *COB 13W*	**E** *ON-OFF* **D** *0-10V Dimming*	**1** *15°* **2** *24°* **3** *36°* **4** *45°*	**27** *2700K* **30** *3000K* **40** *4000K*	**B** *Black* **S** *Specular* **W** *White*	**WT** *White* **BK** *Black*
	DLH	**3** *3"*	**2** *Round Trimless*	**LM13** *COB 13W*	**N** *No Driver* **A** *DALI*	**1** *15°* **2** *24°* **3** *36°* **4** *45°*	**27** *2700K* **30** *3000K* **40** *4000K*	**B** *Black* **S** *Specular* **W** *White*	**WT** *White* **BK** *Black*

Example: DLH32-LM07-E230SWT
Note: Only 15° are standard configured with Honeycomb.

Light Distribution

DLH22

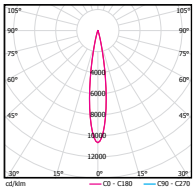

DLH22-LM07-E130SWT

0° Aiming Angle

D(M)	LUX	W	L
1	3439	0.3	0.3
2	860	0.6	0.6
3	382	0.9	0.9
4	215	1.2	1.2

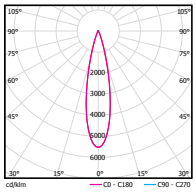

DLH22-LM07-E230SWT

0° Aiming Angle

D(M)	LUX	W	L
1	2866	0.4	0.4
2	717	0.8	0.8
3	318	1.2	1.2
4	179	1.6	1.6

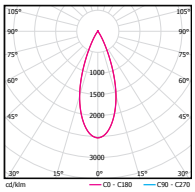

DLH22-LM07-E330SWT

0° Aiming Angle

D(M)	LUX	W	L
1	1804	0.7	0.7
2	451	1.3	1.3
3	200	2.0	2.0
4	113	2.7	2.7

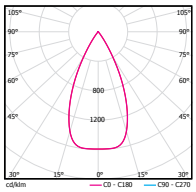

DLH22-LM07-E530SWT

0° Aiming Angle

D(M)	LUX	W	L
1	898	0.9	0.9
2	225	1.8	1.8
3	100	2.8	2.8
4	56	3.7	3.7

DLH32

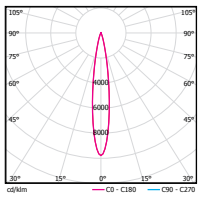

DLH32-LM13-E130SWT

0° Aiming Angle

D(M)	LUX	W	L
1	5501	0.3	0.3
2	1375	0.5	0.5
3	611	0.8	0.8
4	344	1.1	1.1

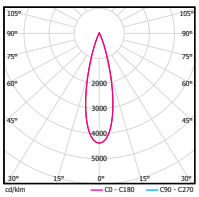

DLH32-LM13-E230SWT

0° Aiming Angle

D(M)	LUX	W	L
1	4631	0.5	0.5
2	1158	1.0	1.0
3	515	1.4	1.4
4	289	1.9	1.9

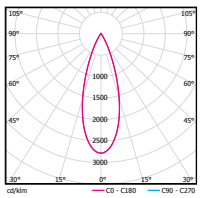

DLH32-LM13-E330SWT

0° Aiming Angle

D(M)	LUX	W	L
1	2508	0.6	0.6
2	627	1.2	1.2
3	279	1.8	1.8
4	157	2.4	2.4

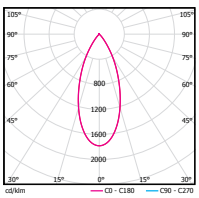

DLH32-LM13-E430SWT

0° Aiming Angle

D(M)	LUX	W	L
1	1419	0.8	0.8
2	355	1.6	1.6
3	158	2.3	2.3
4	89	3.1	3.1

ELANA PRO SQUARE TRIM DOWNLIGHT-DIRECTIONAL



Body Material	*Die-cast aluminum*
Optical System	*Clear lens included+Reflector*
Finish	*Environmentally safe powder coat*
Adjustable Angle	*DLH25: 0°-360° horizontal rotation and 0°-25° vertical aiming tilt* *DLH35: 0°-355° horizontal rotation and 0°-25° vertical aiming tilt*
Cut Off Angle	*40°*

LED Options

	DLH25	DLH35
LED Type	*COB*	*COB*
CRI	*90*	*90*
LED Color Consistency	*3 SDCM*	*3 SDCM*
LED Color	*2700K/ 3000K/4000K*	*2700K/ 3000K/4000K*
LED Lifetime	*>50000h-L70 /B10-Ta25℃ (LM-80/TM-21)*	*>50000h-L70 /B10-Ta25℃ (LM-80/TM-21)*

Product Data

	DLH25	DLH35
LED Power	*5W/7W*	*7W/10W/13W*
LED Lumen Output(3000K)	*696lm/800lm/*	*800lm/1150lm/1495lm*
Cutout	*☐ 55mmx55mm*	*☐ 75mmx75mm*
Ceiling Thickness	*5mm-15mm*	*6mm-15mm*
Finish Color	*White/Black*	*White/Black*
Net Weight	*0.2Kg*	*0.3Kg*

Product Light Peformance(System Lumens @3000K)

Model	Beam	15°	24°	36°	45°	50°
DLH25	**LM05**	*270lm*	*473lm*	*484lm*	*/*	*461lm*
	LM07	*323lm*	*519lm*	*515lm*	*/*	*564lm*
DLH35	**LM07**	*351lm*	*622lm*	*564lm*	*497lm*	*/*
	LM10	*446lm*	*841lm*	*716lm*	*632lm*	*/*
	LM13	*562lm*	*1059lm*	*902lm*	*796lm*	*/*

Model Number

Drawing	Model	Size	Trim	LED Power	Driver	Beam	CCT	Reflector	Finish
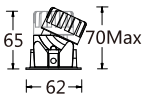	**DLH**	**2** *2"*	**5** *Square Trim*	**LM05** *COB 5W* **LM07** *COB 7W*	**E** *ON-OFF* **D** *0-10V Dimming*	**1** *15°* **2** *24°* **3** *36°* **5** *50°*	**27** *2700K* **30** *3000K* **40** *4000K*	**B** *Black* **S** *Specular* **W** *White*	**WT** *White* **BK** *Black*
	DLH	**2** *2"*	**5** *Square Trim*	**LM07** *COB 7W*	**N** *No Driver* **A** *DALI*	**1** *15°* **2** *24°* **3** *36°* **5** *50°*	**27** *2700K* **30** *3000K* **40** *4000K*	**B** *Black* **S** *Specular* **W** *White*	**WT** *White* **BK** *Black*

Example : DLH25-LM07-E230SWT
Note: Only 15° are standard configured with Honeycomb.

Drawing	Model	Size	Trim	LED Power	Driver	Beam	CCT	Reflector	Finish
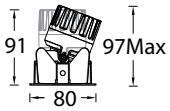	**DLH**	**3** *3"*	**5** *Square Trim*	**LM07** *COB 7W* **LM10** *COB 10W* **LM13** *COB 13W*	**E** *ON-OFF* **D** *0-10V Dimming*	**1** *15°* **2** *24°* **3** *36°* **4** *45°*	**27** *2700K* **30** *3000K* **40** *4000K*	**B** *Black* **S** *Specular* **W** *White*	**WT** *White* **BK** *Black*
	DLH	**3** *3"*	**5** *Square Trim*	**LM13** *COB 13W*	**N** *No Driver* **A** *DALI*	**1** *15°* **2** *24°* **3** *36°* **4** *45°*	**27** *2700K* **30** *3000K* **40** *4000K*	**B** *Black* **S** *Specular* **W** *White*	**WT** *White* **BK** *Black*

Example: DLH35-LM07-E230SWT
Note: Only 15° are standard configured with Honeycomb.

Light Distribution

DLH25

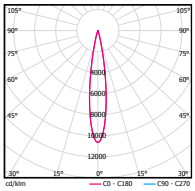

DLH25-LM07-E130SWT

0° Aiming Angle

D(M)	LUX	W	L
1	3439	0.3	0.3
2	860	0.6	0.6
3	382	0.9	0.9
4	215	1.2	1.2

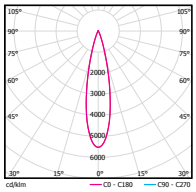

DLH25-LM07-E230SWT

0° Aiming Angle

D(M)	LUX	W	L
1	2866	0.4	0.4
2	717	0.8	0.8
3	318	1.2	1.2
4	179	1.6	1.6

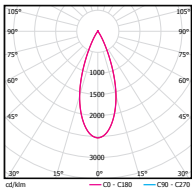

DLH25-LM07-E330SWT

0° Aiming Angle

D(M)	LUX	W	L
1	1804	0.7	0.7
2	451	1.3	1.3
3	200	2.0	2.0
4	113	2.7	2.7

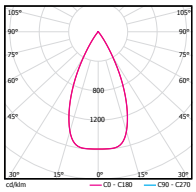

DLH25-LM07-E530SWT

0° Aiming Angle

D(M)	LUX	W	L
1	898	0.9	0.9
2	225	1.8	1.8
3	100	2.8	2.8
4	56	3.7	3.7

DLH35

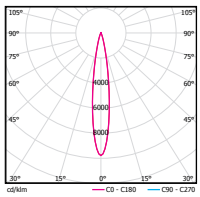

DLH35-LM13-E130SWT

0° Aiming Angle

D(M)	LUX	W	L
1	5501	0.3	0.3
2	1375	0.5	0.5
3	611	0.8	0.8
4	344	1.1	1.1

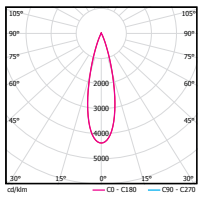

DLH35-LM13-E230SWT

0° Aiming Angle

D(M)	LUX	W	L
1	4631	0.5	0.5
2	1158	1.0	1.0
3	515	1.4	1.4
4	289	1.9	1.9

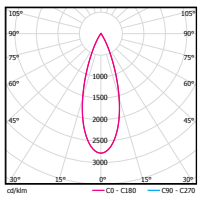

DLH35-LM13-E330SWT

0° Aiming Angle

D(M)	LUX	W	L
1	2508	0.6	0.6
2	627	1.2	1.2
3	279	1.8	1.8
4	157	2.4	2.4

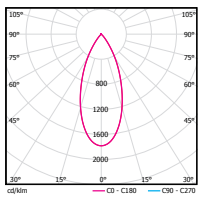

DLH35-LM13-E430SWT

0° Aiming Angle

D(M)	LUX	W	L
1	1419	0.8	0.8
2	355	1.6	1.6
3	158	2.3	2.3
4	89	3.1	3.1

ELANA PRO SQUARE TRIMLESS DOWNLIGHT-DIRECTIONAL



Body Material	*Die-cast aluminum*
Optical System	*Clear lens included+Reflector*
Finish	*Environmentally safe powder coat*
Adjustable Angle	*DLH22: 0°-360° horizontal rotation and 0°-25° vertical aiming tilt* *DLH32: 0°-355° horizontal rotation and 0°-25° vertical aiming tilt*
Cut Off Angle	*40°*

LED Options

	DLH26	DLH36
LED Type	*COB*	*COB*
CRI	*90*	*90*
LED Color Consistency	*3 SDCM*	*3 SDCM*
LED Color	*2700K/ 3000K/4000K*	*2700K/ 3000K/4000K*
LED Lifetime	*>50000h-L70 /B10-Ta25℃ (LM-80/TM-21)*	*>50000h-L70 /B10-Ta25℃ (LM-80/TM-21)*

Product Data

	DLH26	DLH36
LED Power	*5W/7W*	*7W/10W/13W*
LED Lumen Output(3000K)	*696lm/800lm/*	*800lm/1150lm/1495lm*
Cutout	*☐ 60mmx53mm*	*☐ 77mmx74mm*
Ceiling Thickness	*5mm-15mm*	*6mm-15mm*
Finish Color	*White/Black*	*White/Black*
Net Weight	*0.2Kg*	*0.3Kg*

Product Light Peformance(System Lumens @3000K)

Model \ Beam		15°	24°	36°	45°	50°
	LM05	*270lm*	*473lm*	*484lm*	*/*	*461lm*
	LM07	*323lm*	*519lm*	*515lm*	*/*	*564lm*
DLH36	**LM07**	*351lm*	*662lm*	*564lm*	*497lm*	*/*
	LM10	*446lm*	*841lm*	*716lm*	*632lm*	*/*
	LM13	*562lm*	*1059lm*	*902lm*	*796lm*	*/*

Model Number

Drawing	Model	Size	Trim	LED Power	Driver	Beam	CCT	Reflector	Finish
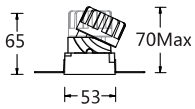	**DLH**	**2** *2"*	**6** *Square Trimless*	**LM05** *COB 5W* **LM07** *COB 7W*	**E** *ON-OFF* **D** *0-10V Dimming*	**1** *15°* **2** *24°* **3** *36°* **5** *50°*	**27** *2700K* **30** *3000K* **40** *4000K*	**B** *Black* **S** *Specular* **W** *White*	**WT** *White* **BK** *Black*
	DLH	**2** *2"*	**6** *Square Trimless*	**LM07** *COB 7W*	**N** *No Driver* **A** *DALI*	**1** *15°* **2** *24°* **3** *36°* **5** *50°*	**27** *2700K* **30** *3000K* **40** *4000K*	**B** *Black* **S** *Specular* **W** *White*	**WT** *White* **BK** *Black*

Example : DLH26-LM07-E230SWT
Note: Only 15° are standard configured with Honeycomb.

Drawing	Model	Size	Trim	LED Power	Driver	Beam	CCT	Reflector	Finish
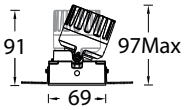	**DLH**	**3** *3"*	**6** *Square Trimless*	**LM07** *COB 7W* **LM10** *COB 10W* **LM13** *COB 13W*	**E** *ON-OFF* **D** *0-10V Dimming*	**1** *15°* **2** *24°* **3** *36°* **4** *45°*	**27** *2700K* **30** *3000K* **40** *4000K*	**B** *Black* **S** *Specular* **W** *White*	**WT** *White* **BK** *Black*
	DLH	**3** *3"*	**6** *Square Trimless*	**LM13** *COB 13W*	**N** *No Driver* **A** *DALI*	**1** *15°* **2** *24°* **3** *36°* **4** *45°*	**27** *2700K* **30** *3000K* **40** *4000K*	**B** *Black* **S** *Specular* **W** *White*	**WT** *White* **BK** *Black*

Example: DLH36-LM07-E230SWT
Note: Only 15° are standard configured with Honeycomb.

Light Distribution

DLH26

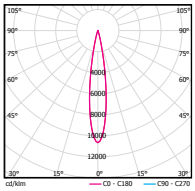

DLH26-LM07-E130SWT

0° Aiming Angle

D(M)	LUX	W	L
1	3439	0.3	0.3
2	860	0.6	0.6
3	382	0.9	0.9
4	215	1.2	1.2

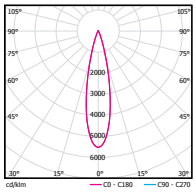

DLH26-LM07-E230SWT

0° Aiming Angle

D(M)	LUX	W	L
1	2866	0.4	0.4
2	717	0.8	0.8
3	318	1.2	1.2
4	179	1.6	1.6

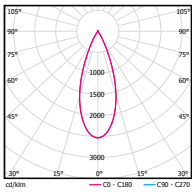

DLH26-LM07-E330SWT

0° Aiming Angle

D(M)	LUX	W	L
1	1804	0.7	0.7
2	451	1.3	1.3
3	200	2.0	2.0
4	113	2.7	2.7

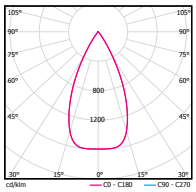

DLH26-LM07-E530SWT

0° Aiming Angle

D(M)	LUX	W	L
1	898	0.9	0.9
2	225	1.8	1.8
3	100	2.8	2.8
4	56	3.7	3.7

DLH36

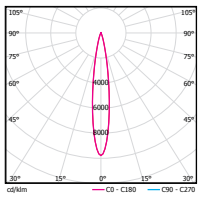

DLH36-LM13-E130SWT

0° Aiming Angle

D(M)	LUX	W	L
1	562	0.3	0.3
2	141	0.5	0.5
3	62	0.8	0.8
4	35	1.1	1.1

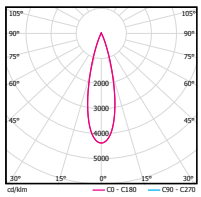

DLH36-LM13-E230SWT

0° Aiming Angle

D(M)	LUX	W	L
1	1059	0.5	0.5
2	265	1.0	1.0
3	118	1.4	1.4
4	66	1.9	1.9

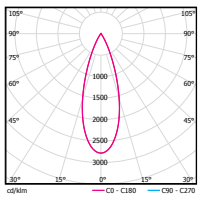

DLH36-LM13-E330SWT

0° Aiming Angle

D(M)	LUX	W	L
1	902	0.6	0.6
2	226	1.2	1.2
3	100	1.8	1.8
4	56	2.4	2.4

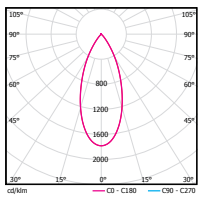

DLH36-LM13-E430SWT

0° Aiming Angle

D(M)	LUX	W	L
1	796	0.8	0.8
2	199	1.6	1.6
3	88	2.3	2.3
4	50	3.1	3.1

ELANA PRO MULTIPLE SQUARE TRIM DOWNLIGHT-DIRECTIONAL



Body Material	*Die-cast aluminum*
Optical System	*Clear lens included+Reflector*
Finish	*Environmentally safe powder coat*
Adjustable Angle	*MTH25: 0°-360° horizontal rotation and 0°-25° vertical aiming tilt* *MTH35: 0°-355° horizontal rotation and 0°-25° vertical aiming tilt*
Cut Off Angle	*40°*

LED Options

	MTH25	MTH35
LED Type	*COB*	*COB*
CRI	*90*	*90*
LED Color Consistency	*3 SDCM*	*3 SDCM*
LED Color	*2700K/ 3000K/4000K*	*2700K/ 3000K/4000K*
LED Lifetime	*>50000h-L70 /B10-Ta25℃ (LM-80/TM-21)*	*>50000h-L70 /B10-Ta25℃ (LM-80/TM-21)*

Product Data

	MTH25	MTH35
LED Power	*2x5W/2x7W*	*2x7W/2x10W/2x13W*
LED Lumen Output(3000K)	*2x696lm/2x800lm*	*2x800lm/2x1150lm/2x1495lm*
Cutout	*☐ 112mmx55mm*	*☐ 146mmx74mm*
Ceiling Thickness	*5mm-15mm*	*6mm-15mm*
Finish Color	*White/Black*	*White/Black*
Net Weight	*0.4Kg*	*0.7Kg*

Product Light Peformance(System Lumens @3000K)

Model	Beam	15°	24°	36°	45°	50°
MTH25	**205**	*2x270lm*	*2x473lm*	*2x484lm*	*/*	*2x461lm*
	207	*2x323lm*	*2x519lm*	*2x515lm*	*/*	*2x564lm*
MTH35	**207**	*2x351lm*	*2x622lm*	*2x564lm*	*2x497lm*	*/*
	210	*2x446lm*	*2x841lm*	*2x716lm(*	*2x632lm*	*/*
	213	*2x562lm*	*2x1059lm*	*2x902lm*	*2x497lm*	*/*

Model Number

Drawing	Model	Size	Trim	LED Power	Driver	Beam	CCT	Reflector	Finish
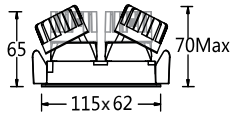	**MTH**	**2** *2"*	**5** *Square Trim*	**205** *COB 2x5W* **207** *COB 2x7W*	**E** *ON-OFF* **D** *0-10V Dimming*	**1** *15°* **2** *24°* **3** *36°* **5** *50°*	**27** *2700K* **30** *3000K* **40** *4000K*	**B** *Black* **S** *Specular* **W** *White*	**WT** *White* **BK** *Black*
	MTH	**2** *2"*	**5** *Square Trim*	**207** *COB 2x7W*	**N** *No Driver* **A** *DALI*	**1** *15°* **2** *24°* **3** *36°* **5** *50°*	**27** *2700K* **30** *3000K* **40** *4000K*	**B** *Black* **S** *Specular* **W** *White*	**WT** *White* **BK** *Black*

Example : MTH25-207-E230SWT
Note: Only 15° are standard configured with Honeycomb.

Drawing	Model	Size	Trim	LED Power	Driver	Beam	CCT	Reflector	Finish
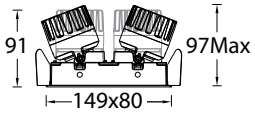	**MTH**	**3** *3"*	**5** *Square Trim*	**207** *COB 2x7W* **210** *COB 2x10W* **213** *COB 2x13W*	**E** *ON-OFF* **D** *0-10V Dimming*	**1** *15°* **2** *24°* **3** *36°* **4** *45°*	**27** *2700K* **30** *3000K* **40** *4000K*	**B** *Black* **S** *Specular* **W** *White*	**WT** *White* **BK** *Black*
	MTH	**3** *3"*	**5** *Square Trim*	**213** *COB 2x13W*	**N** *No Driver* **A** *DALI*	**1** *15°* **2** *24°* **3** *36°* **4** *45°*	**27** *2700K* **30** *3000K* **40** *4000K*	**B** *Black* **S** *Specular* **W** *White*	**WT** *White* **BK** *Black*

Example: MTH35-210-E230SWT
Note: Only 15° are standard configured with Honeycomb.

Light Distribution

MTH25

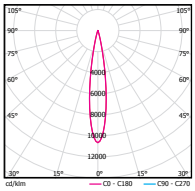

MTH25-207-E130SWT

0° Aiming Angle

D(M)	LUX	W	L
1	6878	0.3	0.3
2	1720	0.6	0.6
3	764	0.9	0.9
4	430	1.2	1.2

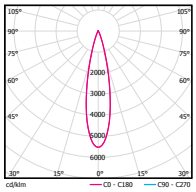

MTH25-207-E230SWT

0° Aiming Angle

D(M)	LUX	W	L
1	5732	0.4	0.4
2	1433	0.8	0.8
3	637	1.2	1.2
4	358	1.6	1.6

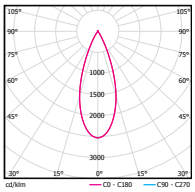

MTH25-207-E330SWT

0° Aiming Angle

D(M)	LUX	W	L
1	3608	0.7	0.7
2	902	1.3	1.3
3	401	2.0	2.0
4	226	2.7	2.7

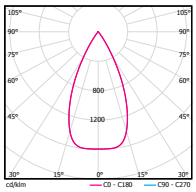

MTH25-207-E530SWT

0° Aiming Angle

D(M)	LUX	W	L
1	1796	0.9	0.9
2	449	1.8	1.8
3	200	2.8	2.8
4	112	3.7	3.7

MTH35

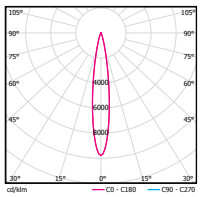

MTH35-213-E130SWT

0° Aiming Angle

D(M)	LUX	W	L
1	11002	0.3	0.3
2	2751	0.5	0.5
3	1222	0.8	0.8
4	688	1.1	1.1

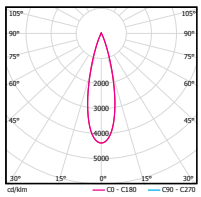

MTH35-213-E230SWT

0° Aiming Angle

D(M)	LUX	W	L
1	9262	0.5	0.5
2	2316	1.0	1.0
3	1029	1.4	1.4
4	579	1.9	1.9

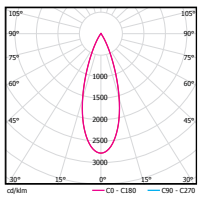

MTH35-213-E330SWT

0° Aiming Angle

D(M)	LUX	W	L
1	5016	0.6	0.6
2	1254	1.2	1.2
3	557	1.8	1.8
4	314	2.4	2.4

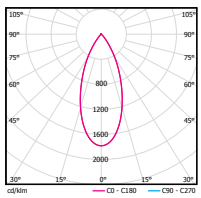

MTH35-213-E430SWT

0° Aiming Angle

D(M)	LUX	W	L
1	2838	0.8	0.8
2	710	1.6	1.6
3	315	2.3	2.3
4	177	3.1	3.1

ELANA PRO MULTIPLE SQUARE TRIMLESS DOWNLIGHT-DIRECTIONAL



Body Material	*Die-cast aluminum*
Optical System	*Clear lens included+Reflector*
Finish	*Environmentally safe powder coat*
Adjustable Angle	*MTH25: 0°-360° horizontal rotation and 0°-25° vertical aiming tilt* *MTH35: 0°-355° horizontal rotation and 0°-25° vertical aiming tilt*
Cut Off Angle	*40°*

LED Options

	MTH26	MTH36
LED Type	*COB*	*COB*
CRI	*90*	*90*
LED Color Consistency	*3 SDCM*	*3 SDCM*
LED Color	*2700K/ 3000K/4000K*	*2700K/ 3000K/4000K*
LED Lifetime	*>50000h-L70 /B10-Ta25℃ (LM-80/TM-21)*	*>50000h-L70 /B10-Ta25℃ (LM-80/TM-21)*

Product Data

	MTH26	MTH36
LED Power	*2x5W/2x7W*	*2x7W/2x10W/2x13W*
LED Lumen Output(3000K)	*2x696lm/2x800lm*	*2x800lm/2x1150lm/2x1495lm*
Cutout	*☐ 116mmx53mm*	*☐ 146mmx72mm*
Ceiling Thickness	*5mm-15mm*	*6mm-15mm*
Finish Color	*White/Black*	*White/Black*
Net Weight	*0.4Kg*	*0.7Kg*

Product Light Peformance(System Lumens @3000K)

Model	Beam	15°	24°	36°	45°	50°
MTH26	**205**	*2x270lm*	*2x473lm*	*2x484lm*	*/*	*2x461lm*
	207	*2x323lm*	*2x519lm*	*2x515lm*	*/*	*2x564lm*
MTH36	**207**	*2x351lm*	*2x622lm*	*2x564lm*	*2x497lm*	*/*
	210	*2x446lm*	*2x841lm*	*2x716lm*	*2x632lm*	*/*
	213	*2x562lm*	*2x1059lm*	*2x902lm*	*2x497lm*	*/*

Model Number

Drawing	Model	Size	Trim	LED Power	Driver	Beam	CCT	Reflector	Finish
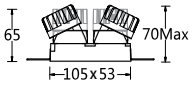	**MTH**	**2** *2"*	**6** *Square Trimless*	**205** *COB 2x5W* **207** *COB 2x7W*	**E** *ON-OFF* **D** *0-10V Dimming*	**1** *15°* **2** *24°* **3** *36°* **5** *50°*	**27** *2700K* **30** *3000K* **40** *4000K*	**B** *Black* **S** *Specular* **W** *White*	**WT** *White* **BK** *Black*
	MTH	**2** *2"*	**6** *Square Trimless*	**207** *COB 2x7W*	**N** *No Driver* **A** *DALI*	**1** *15°* **2** *24°* **3** *36°* **5** *50°*	**27** *2700K* **30** *3000K* **40** *4000K*	**B** *Black* **S** *Specular* **W** *White*	**WT** *White* **BK** *Black*

Example : MTH25-207-E230SWT
Note: Only 15° are standard configured with Honeycomb.

Drawing	Model	Size	Trim	LED Power	Driver	Beam	CCT	Reflector	Finish
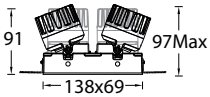	**MTH**	**3** *3"*	**6** *Square Trimless*	**207** *COB 2x7W* **210** *COB 2x10W* **213** *COB 2x13W*	**E** *ON-OFF* **D** *0-10V Dimming*	**1** *15°* **2** *24°* **3** *36°* **4** *45°*	**27** *2700K* **30** *3000K* **40** *4000K*	**B** *Black* **S** *Specular* **W** *White*	**WT** *White* **BK** *Black*
	MTH	**3** *3"*	**6** *Square Trimless*	**213** *COB 2x13W*	**N** *No Driver* **A** *DALI*	**1** *15°* **2** *24°* **3** *36°* **4** *45°*	**27** *2700K* **30** *3000K* **40** *4000K*	**B** *Black* **S** *Specular* **W** *White*	**WT** *White* **BK** *Black*

Example: MTH35-210-E230SWT
Note: Only 15° are standard configured with Honeycomb.

Light Distribution

MTH26

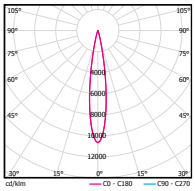

MTH26-207-E130SWT

0° Aiming Angle

D(M)	LUX	W	L
1	6878	0.3	0.3
2	1720	0.6	0.6
3	764	0.9	0.9
4	430	1.2	1.2

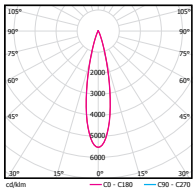

MTH26-207-E230SWT

0° Aiming Angle

D(M)	LUX	W	L
1	5732	0.4	0.4
2	1433	0.8	0.8
3	637	1.2	1.2
4	358	1.6	1.6

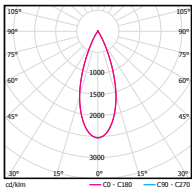

MTH26-207-E330SWT

0° Aiming Angle

D(M)	LUX	W	L
1	3608	0.7	0.7
2	902	1.3	1.3
3	401	2.0	2.0
4	226	2.7	2.7

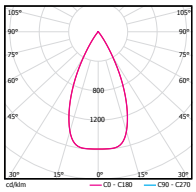

MTH26-207-E530SWT

0° Aiming Angle

D(M)	LUX	W	L
1	1796	0.9	0.9
2	449	1.8	1.8
3	200	2.8	2.8
4	112	3.7	3.7

MTH36

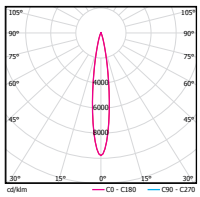

MTH36-213-E130SWT

0° Aiming Angle

D(M)	LUX	W	L
1	11002	0.3	0.3
2	2751	0.5	0.5
3	1222	0.8	0.8
4	688	1.1	1.1

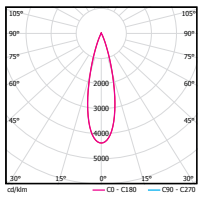

MTH36-213-E230SWT

0° Aiming Angle

D(M)	LUX	W	L
1	9262	0.5	0.5
2	2316	1.0	1.0
3	1029	1.4	1.4
4	579	1.9	1.9

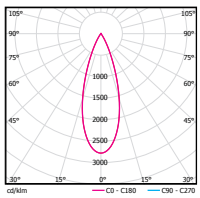

MTH36-213-E330SWT

0° Aiming Angle

D(M)	LUX	W	L
1	5016	0.6	0.6
2	1254	1.2	1.2
3	557	1.8	1.8
4	314	2.4	2.4

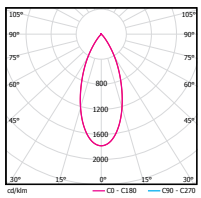

MTH36-213-E430SWT

0° Aiming Angle

D(M)	LUX	W	L
1	2838	0.8	0.8
2	710	1.6	1.6
3	315	2.3	2.3
4	177	3.1	3.1



BLOOM

The BLOOM series of integrated downlighting and angle-adjustable tube lights offers a recognizable design and structure that brings new life to commercial spaces.



Renaissance Changzhou Wujin Hotel
Changzhou, Jiangsu Province

BLOOM



Body Material	*Die-cast aluminum*
Optical System	*Clear lens included+Reflector*
Finish	*Environmentally safe powder coat*
Adjustable Angle	*0°-355° horizontal rotation and 0°-25° vertical aiming tilt*
Accessories/Brackets	*Honeycomb*
Cut Off Angle	*45°*

LED Options

	DDW21	DDW31	DDW41
LED Type	*COB*	*COB*	*COB*
CRI	*90*	*90*	*90*
LED Color Consistency	*3 SDCM*	*3 SDCM*	*3 SDCM*
LED Color	*2700K/ 3000K/3500K/ 4000K/5000K*	*2700K/ 3000K/3500K/ 4000K/5000K*	*2700K/ 3000K/3500K/ 4000K/5000K*
LED Lifetime	*>50000h-L70 /B10-Ta25℃ (LM-80/TM-21)*	*>50000h-L70 /B10-Ta25℃ (LM-80/TM-21)*	*>50000h-L70 /B10-Ta25℃ (LM-80/TM-21)*

Product Data

	DDW21	DDW31	DDW41
LED Power	*4W/7W*	*7W/10W/13W*	*13W/18W*
LED Lumen Output(3000K)	*557lm/800lm*	*800lm/1150lm/1495lm*	*1645lm/2200lm*
Cutout	*Ø55mm*	*Ø75mm*	*Ø100mm*
Ceiling Thickness	*5mm-15mm*	*5mm-15mm*	*5mm-25mm*
Finish Color	*White/Black*	*White/Black*	*White/Black*
Net Weight	*0.12Kg*	*0.24Kg*	*0.44Kg*

Product Light Peformance(System Lumens @3000K)

Model \ Beam		15°	24°	36°	50°
DDW21	**LM04**	*267lm*	*330lm*	*372lm*	*398lm*
	LM07	*328lm*	*381lm*	*438lm*	*469lm*
DDW31	**LM07**	*435lm*	*548lm*	*564lm*	*404lm*
	LM10	*554lm*	*681lm*	*715lm*	*506lm*
	LM13	*672lm*	*832lm*	*809lm*	*571lm*
DDW41	**LM13**	*874lm*	*1286lm*	*1299lm*	*1168lm*
	LM18	*1196lm*	*1674lm*	*1590lm*	*1551lm*

Model Number

Drawing	Model	Size	Trim	LED Power	Driver	Beam	CCT	Reflector	Finish
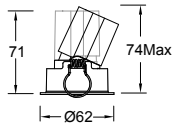	**DDW**	**2** *2"*	**1** *Round Trim*	**LM04** *COB 4W* **LM07** *COB 7W*	**E** *ON-OFF* **D** *0-10V Dimming*	**1** *15°* **2** *24°* **3** *36°* **5** *50°*	**27** *2700K* **30** *3000K* **35** *3500K* **40** *4000K* **50** *5000K*	**B** *Black* **S** *Specular*	**WT** *White* **BK** *Black*
				LM07 *COB 7W*	**N** *No Driver*				

Example : DDW21-LM07E-130SWT

Drawing	Model	Size	Trim	LED Power	Driver	Beam	CCT	Reflector	Finish
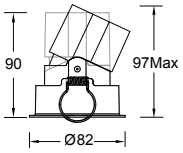	**DDW**	**3** *3"*	**1** *Round Trim*	**LM07** *COB 7W* **LM10** *COB 10W* **LM13** *COB 13W*	**E** *ON-OFF* **D** *0-10V Dimming*	**1** *15°* **2** *24°* **3** *36°* **5** *50°*	**27** *2700K* **30** *3000K* **35** *3500K* **40** *4000K* **50** *5000K*	**B** *Black* **S** *Specular*	**WT** *White* **BK** *Black*
				LM13 *COB 13W*	**N** *No Driver*				

Example : DDW31-LM07E-130SWT

Drawing	Model	Size	Trim	LED Power	Driver	Beam	CCT	Reflector	Finish
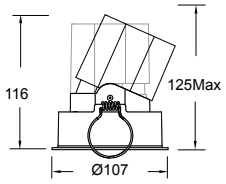	**DDW**	**4** *4"*	**1** *Round Trim*	**LM13** *COB 13W* **LM18** *COB 18W*	**E** *ON-OFF* **D** *0-10V Dimming*	**1** *15°* **2** *24°* **3** *36°* **5** *50°*	**27** *2700K* **30** *3000K* **35** *3500K* **40** *4000K* **50** *5000K*	**B** *Black* **S** *Specular*	**WT** *White* **BK** *Black*
				LM18 *COB 18W*	**N** *No Driver*				

Example : DDW41-LM13E-130SWT

Light Distribution

DDW21

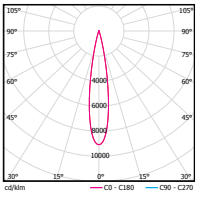

DDW21-LM07E-130SWT

0° Aiming Angle

D(M)	LUX	W	L
1	3078	0.3	0.3
2	770	0.6	0.6
3	342	0.8	0.8
4	192	1.1	1.1

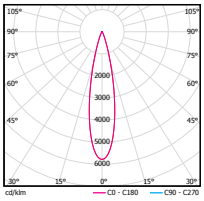

DDW21-LM07E-230SWT

0° Aiming Angle

D(M)	LUX	W	L
1	2276	0.4	0.4
2	569	0.8	0.8
3	253	1.2	1.2
4	142	1.6	1.6

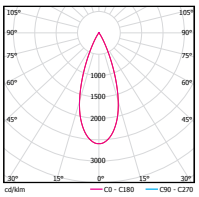

DDW21-LM07E-330SWT

0° Aiming Angle

D(M)	LUX	W	L
1	1238	0.7	0.7
2	310	1.3	1.3
3	138	2.0	2.0
4	77	2.7	2.7

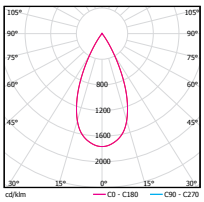

DDW21-LM07E-530SWT

0° Aiming Angle

D(M)	LUX	W	L
1	988	0.9	0.9
2	247	1.7	1.7
3	110	2.6	2.6
4	62	3.5	3.5

DDW31

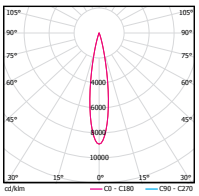

DDW31-LM13E-130SWT

0° Aiming Angle

D(M)	LUX	W	L
1	5975	0.3	0.3
2	1494	0.6	0.6
3	664	0.8	0.8
4	373	1.1	1.1

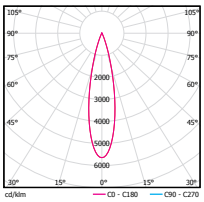

DDW31-LM13E-230SWT

0° Aiming Angle

D(M)	LUX	W	L
1	4752	0.4	0.4
2	1188	0.8	0.8
3	528	1.2	1.2
4	297	1.6	1.6

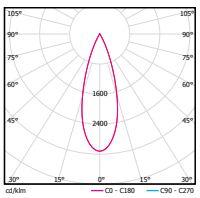

DDW31-LM13E-330SWT

0° Aiming Angle

D(M)	LUX	W	L
1	2546	0.6	0.6
2	637	1.2	1.2
3	283	1.8	1.8
4	159	2.4	2.4

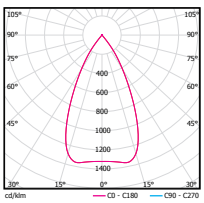

DDW31-LM13E-530SWT

0° Aiming Angle

D(M)	LUX	W	L
1	812	1.0	1.0
2	203	2.0	2.0
3	90	2.9	2.9
4	51	3.9	3.9

DDW41

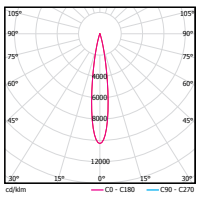

DDW41-LM18E-130SWT

0° Aiming Angle

D(M)	LUX	W	L
1	12401	0.3	0.3
2	3100	0.6	0.6
3	1378	0.8	0.8
4	775	1.1	1.1

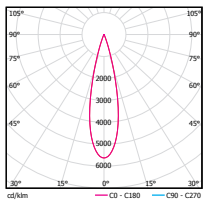

DDW41-LM18E-230SWT

0° Aiming Angle

D(M)	LUX	W	L
1	9467	0.4	0.4
2	2367	0.9	0.9
3	1052	1.3	1.3
4	592	1.7	1.7

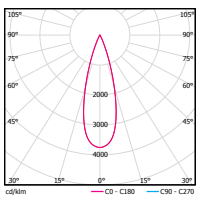

DDW41-LM18E-330SWT

0° Aiming Angle

D(M)	LUX	W	L
1	6039	0.6	0.6
2	1510	1.2	1.2
3	671	1.8	1.8
4	377	2.4	2.4

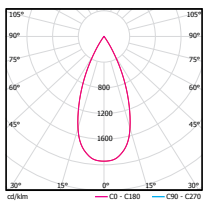

DDW41-LM18E-530SWT

0° Aiming Angle

D(M)	LUX	W	L
1	3046	0.9	0.9
2	762	1.7	1.7
3	338	2.6	2.6
4	190	3.5	3.5

Accessories

Lenses/Filters

Model	Honeycomb (CLASS I) 
DDW21	LENS-11-HCL-BLOOM
DDW31	LENS-12-HCL-BLOOM
DDW41	LENS-13-HCL-BLOOM

SURFACE MOUNT LUMINAIRES

ULTRA 299

PLANA PRO 305





Chang'an Yue The Belt and Road Culture & Arts Center
Xi'an, Shanxi Province



ULTRA

The ULTRA Downlight is ideal for general lighting. The unique reflector design features a cutoff that directs the beam where ever you need it. Square style is available, and various optic options are offered.



The Sunshine Insurance Financial Center Building
Beijing

ULTRA



Body Material	*Die-cast aluminum*
Optical System	*Clear lens included+Reflector*
Finish	*Environmentally safe powder coat*
Accessories/Brackets	*Various optical accessories*
Cut Off Angle	*35°*

LED Options

	SLN32	SLN36
LED Type	*COB*	*COB*
CRI	*90*	*90*
LED Color Consistency	*3 SDCM*	*3 SDCM*
LED Color	*2700K/ 3000K/3500K/ 4000K5000K*	*2700K/ 3000K/3500K/ 4000K5000K*
LED Lifetime	*>50000h-L70 /B10- Ta25℃ (LM-80/TM-21)*	*>50000h-L70 /B10- Ta25℃ (LM-80/TM-21)*

Product Data

	SLN32	SLN36
LED Power	*7W/8W/10W/13W*	*7W/8W/10W/13W*
LED Lumen Output(3000K)	*800lm/720lm/1150lm/1495lm*	*800lm/720lm/1150lm/1495lm*
Finish Color	*White/Black*	*White/Black*
Net Weight	*0.36Kg*	*0.36Kg*

Product Light Peformance(System Lumens @3000K)

Model	Beam	8°	13°	18°	28°	36°	50°
SLN32	**LM07**	/	*466lm*	*721lm*	*715lm*	*720lm*	*425lm*
	LM08	*375lm*	/	/	/	/	/
	LM10	/	*520lm*	*817lm*	*796lm*	*823lm*	*532lm*
	LM13	/	*676lm*	*1062lm*	*1035lm*	*1070lm*	*677lm*
SLN36	**LM07**	/	*466lm*	*721lm*	*715lm*	*720lm*	*425lm*
	LM08	*375lm*	/	/	/	/	/
	LM10	/	*520lm*	*817lm*	*796lm*	*823lm*	*532lm*
	LM13	/	*676lm*	*1062lm*	*1035lm*	*1070lm*	*677lm*

Model Number

Drawing	Model	Size	Trim	LED Power	Driver	Beam	CCT	Reflector	Finish
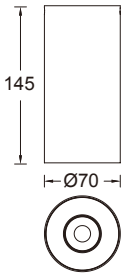	**SLN**	**3** *2"*	**2** *Round Trimless*	**LM08** *COB 8W*	**E** *ON-OFF* **D** *0-10V Dimming*	**8** *8°*	**27** *2700K* **30** *3000K* **35** *3500K* **40** *4000K* **50** *5000K*	**B** *Black* **S** *Specular*	**WT** *White* **BK** *Black*
	SLN	**3** *2"*	**2** *Round Trimless*	**LM07** *COB 7W* **LM10** *COB 10W* **LM13** *COB 13W*	**E** *ON-OFF* **D** *0-10V Dimming*	**N** *13°* **1** *18°* **2** *28°* **3** *36°* **5** *50°*	**27** *2700K* **30** *3000K* **35** *3500K* **40** *4000K* **50** *5000K*	**B** *Black* **S** *Specular*	**WT** *White* **BK** *Black*

Example: SLN32-LM07E-N30SWT

Drawing	Model	Size	Trim	LED Power	Driver	Beam	CCT	Reflector	Finish
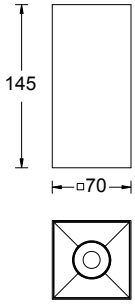	**SLN**	**3** *2"*	**6** *Square Trimless*	**LM08** *COB 8W*	**E** *ON-OFF* **D** *0-10V Dimming*	**8** *8°*	**27** *2700K* **30** *3000K* **35** *3500K* **40** *4000K* **50** *5000K*	**B** *Black* **S** *Specular*	**WT** *White* **BK** *Black*
	SLN	**3** *2"*	**6** *Square Trimless*	**LM07** *COB 7W* **LM10** *COB 10W* **LM13** *COB 13W*	**E** *ON-OFF* **D** *0-10V Dimming*	**N** *13°* **1** *18°* **2** *28°* **3** *36°* **5** *50°*	**27** *2700K* **30** *3000K* **35** *3500K* **40** *4000K* **50** *5000K*	**B** *Black* **S** *Specular*	**WT** *White* **BK** *Black*

Example: SLN36-LM07E-N30SWT

Light Distribution

SLN32

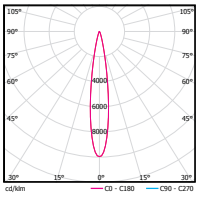

SLN32-LM13E-N30

0° Aiming Angle

D(M)	LUX	W	L
1	8174	0.28	0.28
2	2044	0.56	0.56
3	908	0.84	0.84
4	511	1.12	1.12

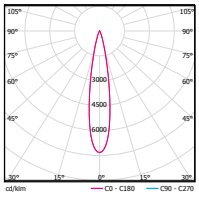

SLN32-LM13E-130

0° Aiming Angle

D(M)	LUX	W	L
1	6848	0.33	0.33
2	1712	0.66	0.66
3	761	0.99	0.99
4	428	1.32	1.32

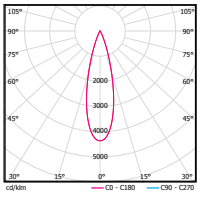

SLN32-LM13E-230

0° Aiming Angle

D(M)	LUX	W	L
1	4511	0.48	0.48
2	1128	0.96	0.96
3	501	1.44	1.44
4	282	1.92	1.92

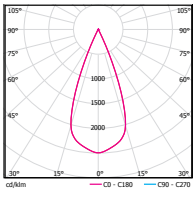

SLN32-LM13E-330

0° Aiming Angle

D(M)	LUX	W	L
1	2375	0.70	0.70
2	594	1.40	1.40
3	264	2.10	2.10
4	148	2.80	2.80

SLN36

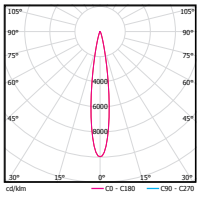

SLN36-LM13E-N30

0° Aiming Angle

D(M)	LUX	W	L
1	8174	0.28	0.28
2	2044	0.56	0.56
3	908	0.84	0.84
4	511	1.12	1.12

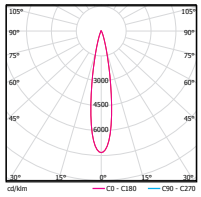

SLN36-LM13E-130

0° Aiming Angle

D(M)	LUX	W	L
1	6848	0.33	0.33
2	1712	0.66	0.66
3	761	0.99	0.99
4	428	1.32	1.32

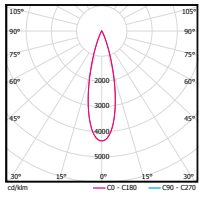

SLN36-LM13E-230

0° Aiming Angle

D(M)	LUX	W	L
1	4511	0.48	0.48
2	1128	0.96	0.96
3	501	1.44	1.44
4	282	1.92	1.92

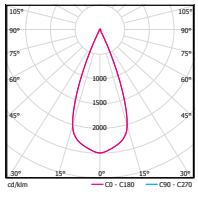

SLN36-LM13E-330

0° Aiming Angle

D(M)	LUX	W	L
1	2375	0.70	0.70
2	594	1.40	1.40
3	264	2.10	2.10
4	148	2.80	2.80

Accessories

Lenses/Filters

Model	Beam Elongator (CLASS I)	Soft Beam Lens (CLASS I)	Frosted Glass (CLASS I)	Honeycomb (CLASS I)
				
SLN32/SLN36	LENS-11-BEL	LENS-11-BSL-ULTRA	LENS-11-FR	LENS-11-HCL-ULTRA

Note: **Only one accessory allowed and need to order separately**



PLANA PRO

The performance-based PLANA PRO LED Downlight series is designed and engineered for challenging hospitality and commercial applications. Constructed of die-cast aluminum, dimmable LED luminaires are engineered with advanced proprietary LED technology that ensures superior quality, minimal maintenance and long lasting life. Adjustable beam angles and various color temperatures are available.



Bank of Communications New Bund 31 Performing Arts Center
Shanghai

PLANA PRO



Body Material	*Extruded aluminum*
Optical System	*Clear lens included + SUBROSA® optical system*
Finish	*Environmentally safe powder coat*
Accessories/Brackets	*Various optical accessories*
Cut Off Angle	*35°*

LED Options

	SDL22	SDL32	SDL42	SDL52
LED Type	*COB*	*COB*	*COB*	*COB*
CRI	*90*	*90*	*90*	*90*
LED Color Consistency	*3 SDCM*	*3 SDCM*	*3 SDCM*	*3 SDCM*
LED Color	*2700K/ 3000K/3500K/ 4000K5000K*	*2700K/ 3000K/3500K/ 4000K5000K*	*2700K/ 3000K/3500K/ 4000K5000K*	*2700K/ 3000K/3500K/ 4000K5000K*
LED Lifetime	*>50000h-L70 /B10- Ta25℃ (LM-80/TM-21)*	*>50000h-L70 /B10- Ta25℃ (LM-80/TM-21)*	*>50000h-L70 /B10- Ta25℃ (LM-80/TM-21)*	*>50000h-L70 /B10- Ta25℃ (LM-80/TM-21)*

Product Data

	SDL22	SDL32	SDL42	SDL52
LED Power	*10W*	*13W/18W*	*18W/25W*	*32W/40W*
LED Lumen Output(3000K)	*1100lm*	*1600lm/2200lm*	*2200lm/3000lm*	*3900lm/4800lm*
Finish Color	*White/Black*	*White/Black*	*White/Black*	*White/Black*
Net Weight	*0.4Kg*	*0.7Kg*	*1.0Kg*	*1.6Kg*

Product Light Peformance(System Lumens @3000K)

Model \ Beam		15°	24°	36°	50°
SDL22	**LM10**	*751lm*	*1054lm*	*1054lm*	*742lm*
SDL32	**LM13**	*996lm*	*1275lm*	*1241lm*	*904lm*
	LM18	*1417lm*	*1813lm*	*1765lm*	*1286lm*
SDL42	**LM18**	*1790lm*	*1954lm*	*1907lm*	*1792lm*
	LM25	*2349lm*	*2564lm*	*2503lm*	*2352lm*
SDL52	**LM32**	*2908lm*	*3008lm*	*3152lm*	*2719lm*
	LM40	*3590lm*	*3713lm*	*3891lm*	*3357lm*

Model Number

Drawing	Model	Size	Trim	LED Power	Driver	Beam	CCT	Reflector	Finish
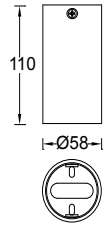	**SDL**	**2** *2"*	**2** *Round Trimless*	**LM10** *COB 10W*	**E** *ON-OFF* **D** *0-10V Dimming*	**1** *15°* **2** *24°* **3** *36°* **5** *50°*	**27** *2700K* **30** *3000K* **35** *3500K* **40** *4000K* **50** *5000K*	**B** *Black* **S** *Specular*	**WT** *White* **BK** *Black*

Example: SDL22-LM10D-230SWT

Drawing	Model	Size	Trim	LED Power	Driver	Beam	CCT	Reflector	Finish
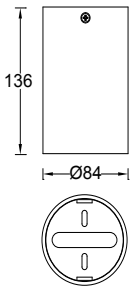	**SDL**	**3** *3"*	**2** *Round Trimless*	**LM13** *COB 13W* **LM18** *COB 18W*	**E** *ON-OFF* **D** *0-10V Dimming*	**1** *15°* **2** *24°* **3** *36°* **5** *50°*	**27** *2700K* **30** *3000K* **35** *3500K* **40** *4000K* **50** *5000K*	**B** *Black* **S** *Specular*	**WT** *White* **BK** *Black*

Example: SDL32-LM18D-230SWT

Drawing	Model	Size	Trim	LED Power	Driver	Beam	CCT	Reflector	Finish
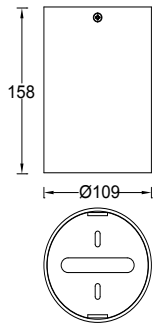	**SDL**	**4** *4"*	**2** *Round Trimless*	**LM18** *COB 13W* **LM25** *COB 18W*	**E** *ON-OFF* **D** *0-10V Dimming*	**1** *15°* **2** *24°* **3** *36°* **5** *50°*	**27** *2700K* **30** *3000K* **35** *3500K* **40** *4000K* **50** *5000K*	**B** *Black* **S** *Specular*	**WT** *White* **BK** *Black*

Example: SDL42-LM18D-230SWT

Drawing	Model	Size	Trim	LED Power	Driver	Beam	CCT	Reflector	Finish
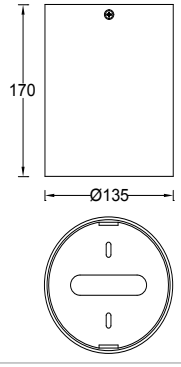	**SDL**	**5** *5"*	**2** *Round Trimless*	**LM32** *COB 32W* **LM40** *COB 40W*	**E** *ON-OFF* **D** *0-10V Dimming*	**1** *15°* **2** *24°* **3** *36°* **5** *50°*	**27** *2700K* **30** *3000K* **35** *3500K* **40** *4000K* **50** *5000K*	**B** *Black* **S** *Specular*	**WT** *White* **BK** *Black*

Example: SDL52-LM40D-230SWT

Light Distribution

SDL22

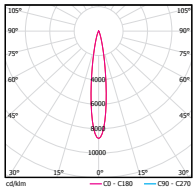

SDL22-LM10E-130SWT

0º Aiming Angle

D(M)	LUX	W	L
1	6612	0.28	0.28
2	1653	0.56	0.56
3	735	0.84	0.84
4	413	1.12	1.12

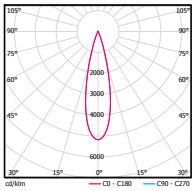

SDL22-LM10E-230SWT

0º Aiming Angle

D(M)	LUX	W	L
1	5452	0.44	0.44
2	1363	0.88	0.88
3	606	1.32	1.32
4	341	1.76	1.76

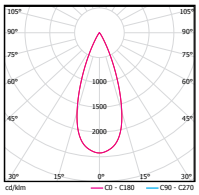

SDL22-LM10E-330SWT

0º Aiming Angle

D(M)	LUX	W	L
1	2554	0.70	0.70
2	639	1.40	1.40
3	284	2.10	2.10
4	160	2.80	2.80

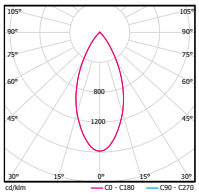

SDL22-LM10E-530SWT

0º Aiming Angle

D(M)	LUX	W	L
1	1176	0.84	0.84
2	294	1.68	1.68
3	131	2.52	2.52
4	74	3.36	3.36

SDL32

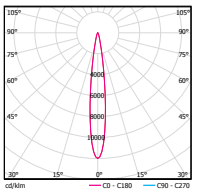

SDL32-LM18E-130SWT

0º Aiming Angle

D(M)	LUX	W	L
1	16998	0.24	0.24
2	4250	0.48	0.48
3	1889	0.72	0.72
4	1062	0.96	0.96

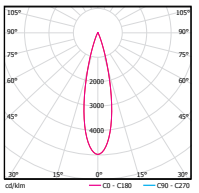

SDL32-LM18E-230SWT

0º Aiming Angle

D(M)	LUX	W	L
1	9028	0.44	0.44
2	2257	0.88	0.88
3	1003	1.32	1.32
4	564	1.76	1.76

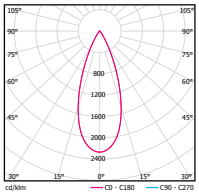

SDL32-LM18E-330SWT

0º Aiming Angle

D(M)	LUX	W	L
1	4005	0.70	0.70
2	1001	1.40	1.40
3	445	2.10	2.10
4	250	2.80	2.80

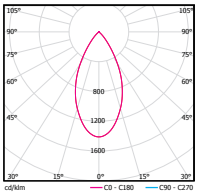

SDL32-LM18E-530SWT

0º Aiming Angle

D(M)	LUX	W	L
1	1814	0.95	0.95
2	454	1.90	1.90
3	202	2.85	2.85
4	113	3.80	3.80

SDL42

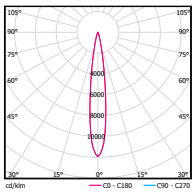

SDL42-LM25E-130SWT

0º Aiming Angle

D(M)	LUX	W	L
1	28028	0.25	0.25
2	7007	0.50	0.50
3	3114	0.75	0.75
4	1752	1.00	1.00

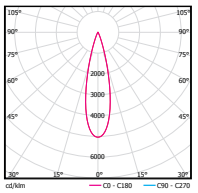

SDL42-LM25E-230SWT

0º Aiming Angle

D(M)	LUX	W	L
1	12924	0.45	0.45
2	3231	0.90	0.90
3	1436	1.35	1.35
4	808	1.80	1.80

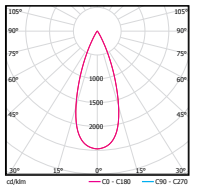

SDL42-LM25E-330SWT

0º Aiming Angle

D(M)	LUX	W	L
1	6179	0.68	0.68
2	1545	1.36	1.36
3	687	2.04	2.04
4	386	2.72	2.72

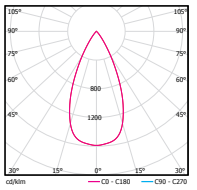

SDL42-LM25E-530SWT

0º Aiming Angle

D(M)	LUX	W	L
1	3737	0.89	0.89
2	934	1.78	1.78
3	415	2.67	2.67
4	234	3.56	3.56

Light Distribution

SDL52

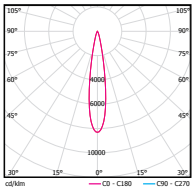

SDL52-LM40E-130SWT

0° Aiming Angle

D(M)	LUX	W	L
1	29811	0.31	0.31
2	7453	0.62	0.62
3	3312	0.93	0.93
4	1863	1.24	1.24

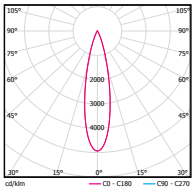

SDL52-LM40E-230SWT

0° Aiming Angle

D(M)	LUX	W	L
1	18339	0.42	0.42
2	4585	0.84	0.84
3	2038	1.26	1.26
4	1146	1.68	1.68

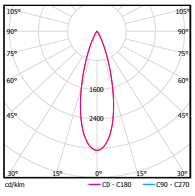

SDL52-LM40E-330SWT

0° Aiming Angle

D(M)	LUX	W	L
1	12694	0.55	0.55
2	3174	1.10	1.10
3	1410	1.65	1.65
4	793	2.20	2.20

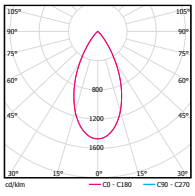

SDL52-LM40E-530SWT

0° Aiming Angle

D(M)	LUX	W	L
1	4933	0.92	0.92
2	1233	1.84	1.84
3	548	2.76	2.76
4	308	3.68	3.68

Accessories

Lenses/Filters

Model	Beam Elongator (CLASS I)	Honeycomb (CLASS I)
		
SDL22	LENS-SDL22-BEM	LENS-SDL22-HCM
SDL32	LENS-SDL32-BEM	LENS-SDL32-HCM
SDL42	LENS-SDL42-BEM	LENS-SDL42-HCM
SDL52	LENS-SDL52-BEM	LENS-SDL52-HCM

Note: Only one accessory allowed and need to order separately

LINEAR LUMINAIRES

LIGNE PRO RECESSED 313

LIGNE PRO DOWNLIGHT 315

LIGNE III 319

LIGNE III WALL WASHER 321
LIGNE III GRAZE 323
LIGNE III PENDANT 327
LIGNE III CEILING 331
LIGNE III RECESSED TRIMLESS 335
LIGNE III RECESSED TRIM 339
LIGNE III RECESSED TRIM 343

VOLO 347

VOLO PANEL 35MM 349
VOLO PANEL 40MM 353
VOLO PANEL 55MM 357
VOLO LOUVER 40MM 365
VOLO LOUVER 55MM 369
VOLO DECORATIVE CHANDELIER 373

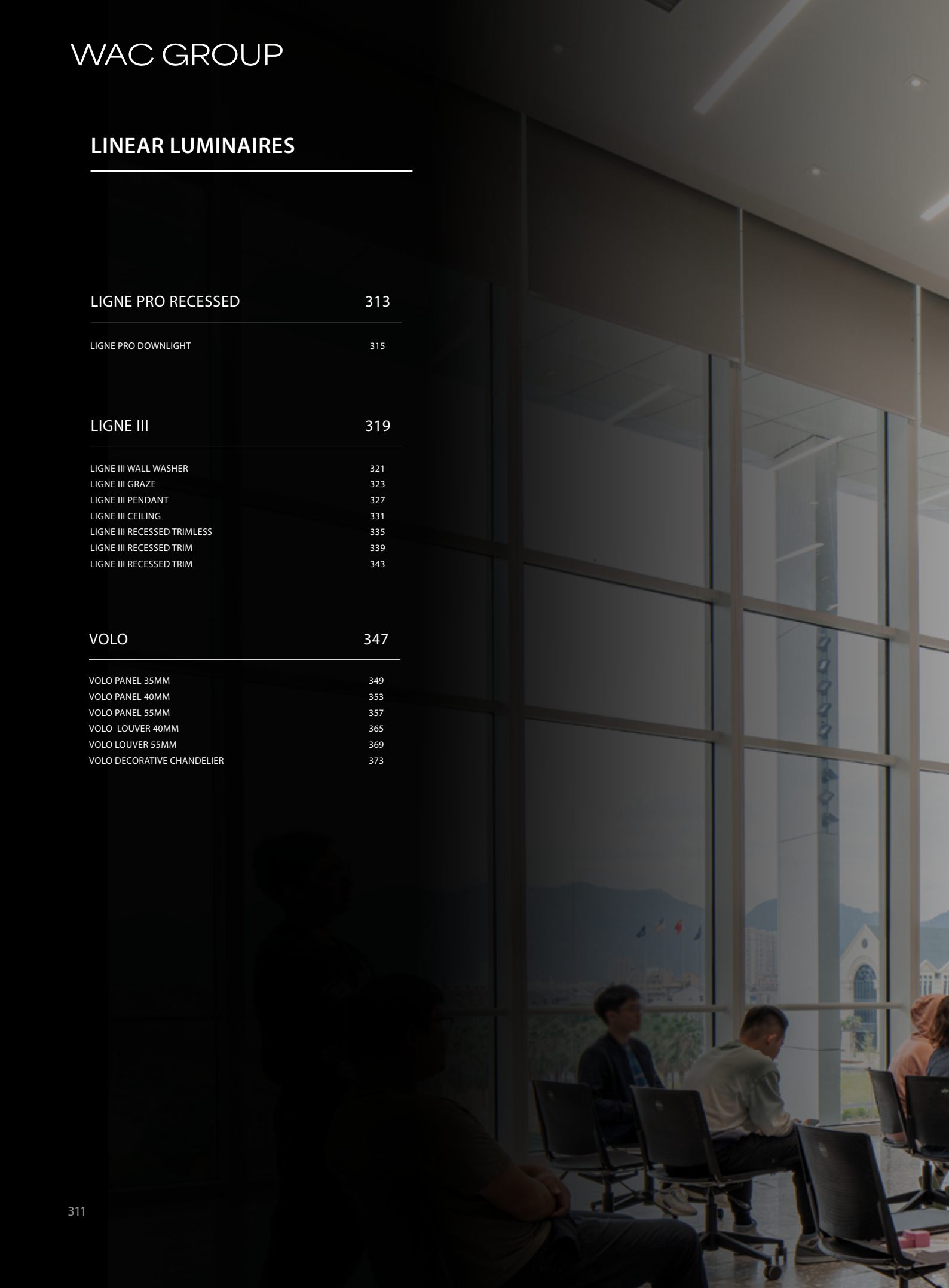



Wenzhou-Kean University
Wenzhou, Zhejiang Province



LIGNE PRO RECESSED

The flexible LIGNE PRO offers a wide range of downlights with extruded aluminum profilesand high transparent matte acrylic lenses. Recessed mounting is suitable for a 1-25mm ceiling thickness. These recessed luminaires use proprietary advanced LED technology for energy efficiency and long life. The advanced SUBROSA® patented Optical System ensures glare-free illumination.



Bank of Communications New Bund 31 Performing Arts Center
Shanghai

LIGNE PRO DOWNLIGHT



Body Material	*Extruded aluminum*
Optical System	*Clear lens included+ SUBROSA® optical system*
Finish	*Environmentally safe powder coat*
Cut Off Angle	*35°*

LED Options

	OR145DT-02	OR145DT-08	OR145DT-16	OR145DT-32
LED Type	*High Power LED*	*High Power LED*	*High Power LED*	*High Power LED*
CRI	*90*	*90*	*90*	*90*
LED Color Consistency	*3 SDCM*	*3 SDCM*	*3 SDCM*	*3 SDCM*
LED Color	*2700K/3000K/3500K/4000K*	*2700K/3000K/3500K/4000K*	*2700K/3000K/3500K/4000K*	*2700K/3000K/3500K/4000K*
LED Lifetime	*>50000h-L70 /B10- Ta25℃ (LM-80/TM-21)*	*>50000h-L70 /B10- Ta25℃ (LM-80/TM-21)*	*>50000h-L70 /B10- Ta25℃ (LM-80/TM-21)*	*>50000h-L70 /B10- Ta25℃ (LM-80/TM-21)*

Product Data

	OR145DT-02	OR145DT-08	OR145DT-16	OR145DT-32
LED Power	*2W*	*8W*	*16W*	*32W*
LED Lumen Output(3000K)	*250lm*	*1000lm*	*2000lm*	*4000lm*
Cutout	*☐ 39mmx39mm*	*☐ 124mmx38mm*	*☐ 236mmx38mm*	*☐ 460x38mm*
Ceiling Thickness	*1mm-25mm*	*1mm-25mm*	*1mm-25mm*	*1mm-25mm*
Finish Color	*White/Black*	*White/Black*	*White/Black*	*White/Black*
Net Weight	*0.15Kg*	*0.45Kg*	*0.6Kg*	*1.1Kg*

Product Light Peformance(System Lumens @3000K)

Model \ Beam		15°	22°	32°	40°
OR145DT	**02**	*132lm*	*116lm*	*116lm*	
OR145DT	**08**	*452lm*	*437lm*	*434lm*	
OR145DT	**16**	*928lm*	*899lm*	*901lm*	
OR145DT	**32**	*1921lm*	*1796lm*	*1733lm*	

Model Number

Drawing	Model	Comment	LED Power	Driver	Beam	CCT	Reflector	Finish
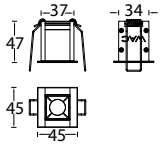	**OR145**	**DT** *Downlight Trim*	**02** *2W*	**E** *ON-OFF* **D** *0-10V Dimming*	**1** *15°* **2** *22°* **3** *32°* **4** *40°*	**27** *2700K* **30** *3000K* **35** *3500K* **40** *4000K*	**W** *White* **B** *Black*	**WT** *White* **BK** *Black*

Example: OR145DT-02E-140BWT

Drawing	Model	Comment	LED Power	Driver	Beam	CCT	Reflector	Finish
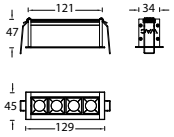	**OR145**	**DT** *Downlight Trim*	**08** *8W*	**E** *ON-OFF* **D** *0-10V Dimming*	**1** *15°* **2** *22°* **3** *32°* **4** *40°*	**27** *2700K* **30** *3000K* **35** *3500K* **40** *4000K*	**W** *White* **B** *Black*	**WT** *White* **BK** *Black*

Example: OR145DT-08E-140BWT

Drawing	Model	Comment	LED Power	Driver	Beam	CCT	Reflector	Finish
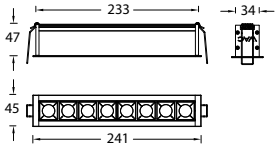	**OR145**	**DT** *Downlight Trim*	**16** *16W*	**E** *ON-OFF* **D** *0-10V Dimming*	**1** *15°* **2** *22°* **3** *32°* **4** *40°*	**27** *2700K* **30** *3000K* **35** *3500K* **40** *4000K*	**W** *White* **B** *Black*	**WT** *White* **BK** *Black*

Example: OR145DT-16E-140BWT

Drawing	Model	Comment	LED Power	Driver	Beam	CCT	Reflector	Finish
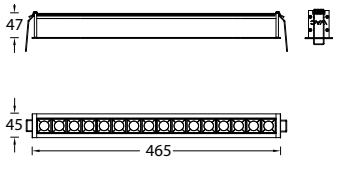	**OR145**	**DT** *Downlight Trim*	**32** *32W*	**E** *ON-OFF* **D** *0-10V Dimming*	**1** *15°* **2** *22°* **3** *32°* **4** *40°*	**27** *2700K* **30** *3000K* **35** *3500K* **40** *4000K*	**W** *White* **B** *Black*	**WT** *White* **BK** *Black*

Example: OR145DT-16E-140BWT

Light Distribution

OR145DT-02

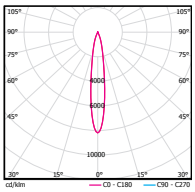

OR145DT-02E-130BWT

0° Aiming Angle

D(M)	LUX	W	L
1	1169	0.3	0.3
2	292	0.5	0.5
3	130	0.8	0.8
4	73	1.1	1.1

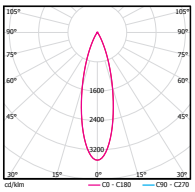

OR145DT-02E-230BWT

0° Aiming Angle

D(M)	LUX	W	L
1	395	0.5	0.5
2	99	1.0	1.0
3	44	1.5	1.5
4	25	2.0	2.0

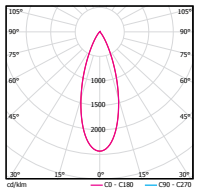

OR145DT-02E-330BWT

0° Aiming Angle

D(M)	LUX	W	L
1	280	0.6	0.6
2	70	1.3	1.3
3	31	1.9	1.9
4	18	2.6	2.6

OR145DT-08

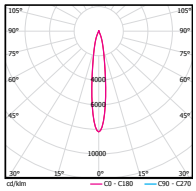

OR145DT-08E-130BW

0° Aiming Angle

D(M)	LUX	W	L
1	3742	0.3	0.3
2	936	0.5	0.5
3	416	0.8	0.8
4	234	1.1	1.1

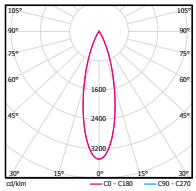

OR145DT-08E-230BWT

0° Aiming Angle

D(M)	LUX	W	L
1	1520	0.5	0.5
2	380	1.0	1.0
3	169	1.5	1.5
4	95	2.0	2.0

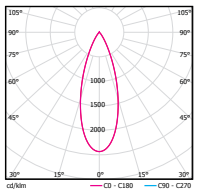

OR145DT-08E-330BWT

0° Aiming Angle

D(M)	LUX	W	L
1	1058	0.6	0.6
2	265	1.3	1.3
3	118	1.9	1.9
4	66	2.6	2.6

OR145DT-16

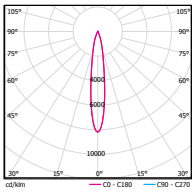

OR145DT-16E-130BWT

0° Aiming Angle

D(M)	LUX	W	L
1	7910	0.3	0.3
2	1978	0.5	0.5
3	879	0.8	0.8
4	494	1.1	1.1

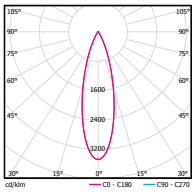

OR145DT-16E-230BWT

0° Aiming Angle

D(M)	LUX	W	L
1	3440	0.5	0.5
2	860	1.0	1.0
3	382	1.5	1.5
4	215	2.0	2.0

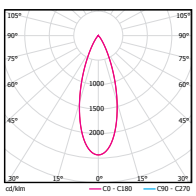

OR145DT-16E-330BWT

0° Aiming Angle

D(M)	LUX	W	L
1	2142	0.6	0.6
2	536	1.3	1.3
3	238	1.9	1.9
4	134	2.6	2.6

Light Distribution

OR145DT-32

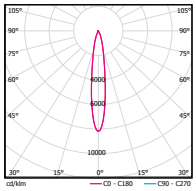

OR145DT-32E-130BWT

0° Aiming Angle

D(M)	LUX	W	L
1	15912	0.3	0.3
2	3978	0.5	0.5
3	1768	0.8	0.8
4	995	1.1	1.1

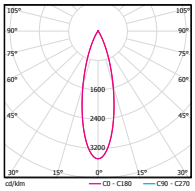

OR145DT-32E-230BWT

0° Aiming Angle

D(M)	LUX	W	L
1	5901	0.5	0.5
2	1475	1.0	1.0
3	656	1.5	1.5
4	369	2.0	2.0

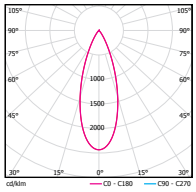

OR145DT-32E-330BWT

0° Aiming Angle

D(M)	LUX	W	L
1	4033	0.6	0.6
2	1008	1.3	1.3
3	448	1.9	1.9
4	252	2.6	2.6



LIGNE III

LIGNE III adopts a special lens or polarizing optical system, combined with a thoughtful configuration of LEDs, to make the light evenly spread on the wall without dark areas or glare. It also has the advantages of efficient heat dissipation, energy saving and low consumption, as well as anti-glare and soft light. With 24V DC input, it can be connected end to end. It is suitable for recessed installation linear wall washing applications in office spaces, exhibitions, hotels and commercial public areas.



Wuxi International Conference Center
Wuxi,Jiangsu Province

LIGNE III WALL WASHER



Body Material	*Extruded aluminum + PC end cap*
Optical System	*Lens*
Finish	*Environmentally safe powder coat*
Accessories/Brackets	*Various accessories available*

LED Options

	OC3N-02	OC3N-05	OC3N-10
LED Type	*SMD*	*SMD*	*SMD*
CRI	*90/95*	*90/95*	*90/95*
LED Color Consistency	*3 SDCM*	*3 SDCM*	*3 SDCM*
LED Color	*2700K/3000K/4000K*	*2700K/3000K/4000K*	*2700K/3000K/4000K*
LED Lifetime	*>50000h-L70 /B10-Ta25℃ (LM-80/TM-21)*	*>50000h-L70 /B10-Ta25℃ (LM-80/TM-21)*	*>50000h-L70 /B10-Ta25℃ (LM-80/TM-21)*

Product Data

	OC3N-02	OC3N-05	OC3N-10
LED Power	*5W*	*10W*	*20W*
LED Lumen Output(3000K)	*750lm*	*1500lm*	*3000lm*
Finish Color	*White/Black*	*White/Black*	*White/Black*
Net Weight	*0.5Kg/m*	*0.5Kg/m*	*0.5Kg/m*

Product Light Peformance(System Lumens @3000K)

Model	Beam	Wall Washer
OC3N-02	**05**	*475lm*
OC3N-05	**10**	*950lm*
OC3N-10	**20**	*1900lm*

Model Number

Drawing	Model	Diameter	LED Power	Driver	Beam	CRI	CCT	Finish
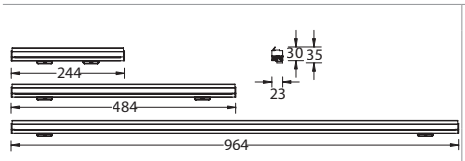	**OC3N**	**02** *244mm* **05** *484mm* **10** *964mm*	**05** *5W* **10** *10W* **20** *20W*	**N** *No Driver*	**W** *Wall Washer*	**9** *90* **A** *95*	**27** *2700K* **30** *3000K* **40** *4000K*	**WT** *White* **BK** *Black*

Example: OC3N-1020N-W930WT
Note: The total length can't be over 5m when connected.

Accessories

Model	Description	Drawing
OC3N-PC-CT002F	*Female connector*	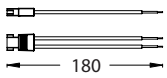
OC3N-PC-CT002M	*Male connector*	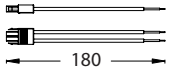
OC3N-CG025-WT **OC3N-CG025-BK**	*240mm Cover*	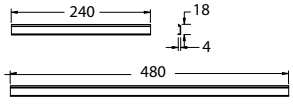
OC3N-CG050-WT **OC3N-CG050-BK**	*480mm Cover*	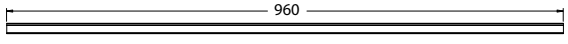
OC3N-CG100-WT **OC3N-CG100-BK**	*960mm Cover*	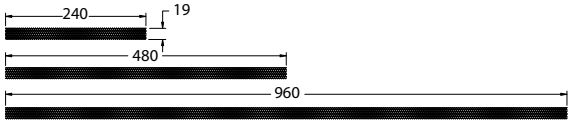

LIGNE III GRAZE



Body Material	*Extruded aluminum + PC end cap*
Optical System	*Lens*
Finish	*Environmentally safe powder coat*
Accessories/Brackets	*Various accessories available*

LED Options

	OC4N-02	OC4N-05	OC4N-10
LED Type	*SMD*	*SMD*	*SMD*
CRI	*90/95*	*90/95*	*90/95*
LED Color Consistency	*3 SDCM*	*3 SDCM*	*3 SDCM*
LED Color	*2700K/3000K/4000K*	*2700K/3000K/4000K*	*2700K/3000K/4000K*
LED Lifetime	*>50000h-L70 /B10-Ta25℃ (LM-80/TM-21)*	*>50000h-L70 /B10-Ta25℃ (LM-80/TM-21)*	*>50000h-L70 /B10-Ta25℃ (LM-80/TM-21)*

Product Data

	OC4N-02	OC4N-05	OC4N-10
LED Power	*5W*	*10W*	*20W*
LED Lumen Output(3000K)	*800lm*	*1600lm*	*3200lm*
Finish Color	*White/Black*	*White/Black*	*White/Black*
Net Weight	*0.6Kg/m*	*0.6Kg/m*	*0.6Kg/m*

Product Light Peformance(System Lumens @3000K)

Model	Beam	12°	20°	32°	43°	15°x45°	Wall Washer
OC4N-02	**05**	*375lm*	*375lm*	*350lm*	*350lm*	*350lm*	*375lm*
OC4N-05	**10**	*750lm*	*750lm*	*700lm*	*700lm*	*700lm*	*750lm*
OC4N-10	**20**	*1500lm*	*1500lm*	*1400lm*	*1400lm*	*1400lm*	*1500lm*

Model Number

Drawing	Model	Diameter	LED Power	Driver	Beam	CRI	CCT	Finish
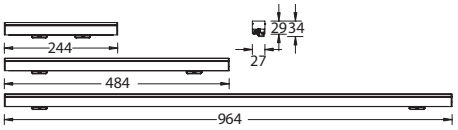	**OC4N**	**02** *244mm* **05** *484m* **10** *964mm*	**05** *5W* **10** *10W* **20** *20W*	**N** *No Driver*	**1** *12°* **2** *20°* **3** *32°* **4** *43°* **E** *15°x45°* **W** *Wall Washer*	**9** *90* **A** *95*	**27** *2700K* **30** *3000K* **40** *4000K*	**WT** *White* **BK** *Black*

Example: OC4N-1020N-W930WT
Note: The total length can't be over 5m when connected.
Angle code W: wall-washing light distribution with built-in 3° polarization.
Installation note: Install in accordance with the arrow direction marked on the luminaire.

Light Distribution

OC4N

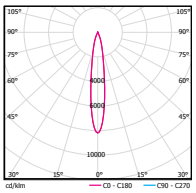

OC4N-1020N-1930WT

0° Aiming Angle

D(M)	LUX	W	L
1	17200	0.2	0.2
2	4300	0.4	0.4
3	1911	0.6	0.6
4	1075	0.8	0.8

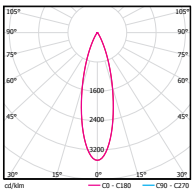

OC4N-1020N-2930WT

0° Aiming Angle

D(M)	LUX	W	L
1	8150	0.4	0.4
2	2038	0.7	0.7
3	906	1.1	1.1
4	509	1.4	1.4

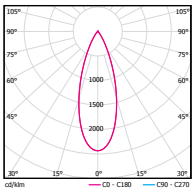

OC4N-1020N-3930WT

0° Aiming Angle

D(M)	LUX	W	L
1	3800	0.5	0.5
2	950	1.1	1.1
3	422	1.6	1.6
4	238	2.1	2.1

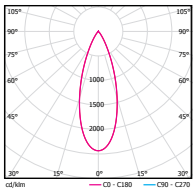

OC4N-1020N-4930WT

0° Aiming Angle

D(M)	LUX	W	L
1	2900	0.7	0.7
2	725	1.5	1.5
3	322	2.2	2.2
4	181	2.9	2.9

Accessories

Model	Description	Drawing
OC3N-PC-CT002F	*Female connector*	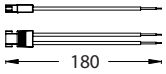
OC3N-PC-CT002M	*Male connector*	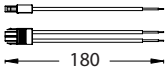
OC4N-CG025-WT **OC4N-CG025-BK**	*240mm Cover*	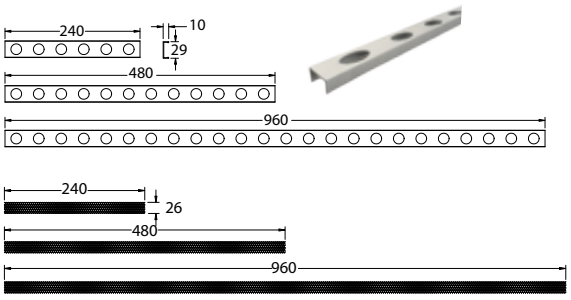
OC4N-CG050-WT **OC4N-CG050-BK**	*480mm Cover*	
OC4N-CG100-WT **OC4N-CG100-BK**	*960mm Cove*	
OC4N-CB025-WT **OC4N-CB025-BK**	*240mm Cover*	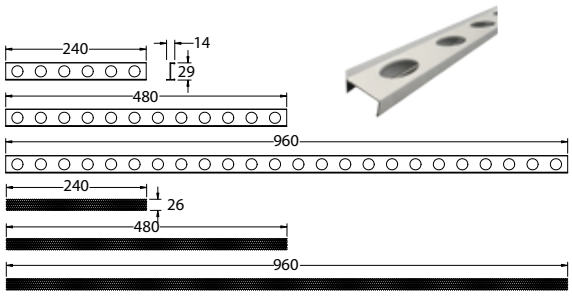
OC4N-CB050-WT **OC4N-CB050-BK**	*480mm Cover*	
OC4N-CB100-WT **OC4N-CB100-BK**	*960mm Cover*	

LIGNE III PENDANT

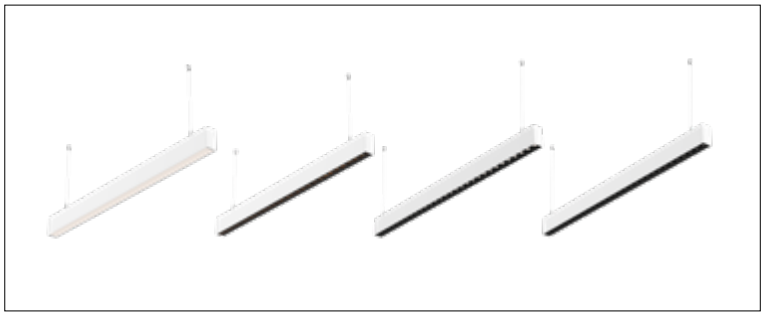

Body Material	*Extruded aluminum + PC end cap*
Optical System	*Anti-glare panel(Floodlight)* *Clear lens included + SUBROSA optical system(Wide-angle Grille/Spotlight Grille/Spotlight Grille)*
Finish	*Environmentally safe powder coat*
Cut Off Angle	*26°(Spotlight Grille)/58°(Wide-angle Grille) /18°(Adjustable Grille)*

LED Options

	OP2S(Floodlight)	OP2S(Spotlight Grille)	OP2S(Wide-angle Grille)	OP2S(Adjustable Grille)
LED Type	*SMD*	*High Power LED*	*High Power LED*	*High Power LED*
CRI	*90*	*90*	*90*	*90*
LED Color Consistency	*3 SDCM*	*3 SDCM*	*3 SDCM*	*3 SDCM*
LED Color	*3000K/3500K/4000K/5000K*	*3000K/3500K/4000K/5000K*	*3000K/3500K/4000K/5000K*	*3000K/3500K/4000K/5000K*
LED Lifetime	*>50000h-L70 /B10-Ta25℃ (LM-80/TM-21)*	*>50000h-L70 /B10-Ta25℃ (LM-80/TM-21)*	*>50000h-L70 /B10-Ta25℃ (LM-80/TM-21)*	*>50000h-L70 /B10-Ta25℃ (LM-80/TM-21)*

Product Data

	OP2S(Floodlight)	OP2S(Spotlight Grille)	OP2S(Wide-angle Grille)	OP2S(Adjustable Grille)
LED Power	*30W(Single Directional)* *40W(Double Directional)*	*30W(Single Directional)* *40W(Double Directional)*	*30W(Single Directional)* *40W(Double Directional)*	*30W(Single Directional)* *40W(Double Directional)*
LED Lumen Output(3000K)	*4500lm/6000lm*	*4500lm/6000lm*	*4500lm/6000lm*	*4500lm/6000lm*
Finish Color	*White/Black*	*White/Black*	*White/Black*	*White/Black*
Net Weight	*2.37Kg*	*2.39Kg*	*2.2Kg*	*3.16Kg*

Product Light Peformance(System Lumens @3000K)

Model / Beam		PC cover	PC embossed cover	15°	24°	36°	45°	60°	80°
OP2SS-12	**30**	*3300lm*	*3300lm*	*2800lm*	*2800lm*	*2800lm*	*3000lm*	*3800lm*	*3800m*
OP2SD-12	**40**	*4300lm*	*4300lm*	*3500lm*	*3500lm*	*3500lm*	*3900lm*	*4800lm*	*4800lm*

Model Number

Drawing	Model	Comment	Length	LED Power	Driver	Beam Up	Beam Down	CCT	Finish
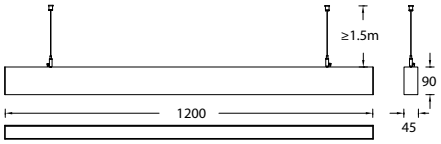	**OP2S**	**S** *Single Directional*	**12** *1200mm*	**30** *30W*	**E** *ON-OFF* **D** *0-10V Dimming* **A** *DALI*		**P** *PC cover* **Y** *PC embossed cover*	**30** *3000K* **35** *3500K* **40** *4000K* **50** *5000K*	**WT** *White* **BK** *Black*
	OP2S	**D** *Double Directional*	**12** *1200mm*	**40** *40W (Up: 10W Down:30W)*	**E** *ON-OFF* **D** *0-10V Dimming* **A** *DALI*	**F** *Frosted*	**P** *PC cover* **Y** *PC embossed cover*	**30** *3000K* **35** *3500K* **40** *4000K* **50** *5000K*	**WT** *White* **BK** *Black*

Example: OP2SS-1230E-Y40WT

Drawing	Model	Comment	Length	LED Power	Driver	Beam Up	Beam Down	CCT	Finish
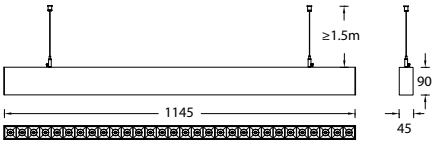	**OP2S**	**S** *Single Directional*	**12** *1145mm*	**30** *30W*	**E** *ON-OFF* **D** *0-10V Dimming* **A** *DALI*		**2** *24°* **3** *36°* **4** *45°*	**30** *3000K* **35** *3500K* **40** *4000K* **50** *5000K*	**WT** *White* **BK** *Black*
	OP2S	**D** *Double Directional*	**12** *1145mm*	**40** *40W (Up: 10W Down:30W)*	**E** *ON-OFF* **D** *0-10V Dimming* **A** *DALI*	**F** *Frosted*	**2** *24°* **3** *36°* **4** *45°*	**30** *3000K* **35** *3500K* **40** *4000K* **50** *5000K*	**WT** *White* **BK** *Black*

Example: OP2SS-1230E-340WT

Drawing	Model	Comment	Length	LED Power	Driver	Beam Up	Beam Down	CCT	Finish
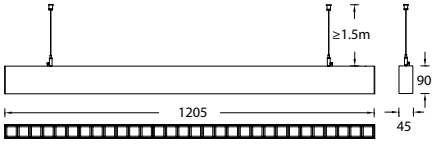	**OP2S**	**S** *Single Directional*	**12** *1205mm*	**30** *30W*	**E** *ON-OFF* **D** *0-10V Dimming* **A** *DALI*	*/*	**6** *60°* **8** *80°*	**30** *3000K* **35** *3500K* **40** *4000K* **50** *5000K*	**WT** *White* **BK** *Black*
	OP2S	**D** *Double Directional*	**12** *1205mm*	**40** *40W (Up: 10W Down:30W)*	**E** *ON-OFF* **D** *0-10V Dimming* **A** *DALI*	**F** *Frosted*	**6** *60°* **8** *80°*	**30** *3000K* **35** *3500K* **40** *4000K* **50** *5000K*	**WT** *White* **BK** *Black*

Example: OP2SS-1230E-840WT

Drawing	Model	Comment	Length	LED Power	Driver	Beam Up	Comment	Beam Down	CCT	Finish
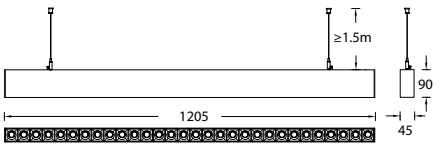	**OP2S**	**S** *Single Directional*	**12** *1205mm*	**30** *30W*	**E** *ON-OFF* **D** *0-10V Dimming* **A** *DALI*	*/*	**A** *Adjustable*	**1** *15°* **2** *24°* **3** *36°*	**30** *3000K* **35** *3500K* **40** *4000K* **50** *5000K*	**WT** *White* **BK** *Black*
	OP2S	**D** *Double Directional*	**12** *1205mm*	**40** *40W (Up: 10W Down:30W)*	**E** *ON-OFF* **D** *0-10V Dimming* **A** *DALI*	**F** *Frosted*	**A** *Adjustable*	**1** *15°* **2** *24°* **3** *36°*	**30** *3000K* **35** *3500K* **40** *4000K* **50** *5000K*	**WT** *White* **BK** *Black*

Example: OP2SS-1230E-A240WT

Light Distribution

OP2S

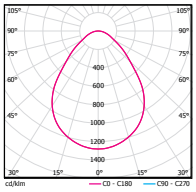

OP2SS-1230E-Y40WT-Down

0° Aiming Angle

D(M)	LUX	W	L
1	1285	1.8	1.8
2	321	3.5	3.5
3	143	5.3	5.3
4	80	7.1	7.1

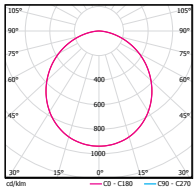

OP2SS-1230E-P40WT-Down

0° Aiming Angle

D(M)	LUX	W	L
1	942	2.8	2.8
2	235	5.6	5.6
3	105	8.4	8.4
4	59	11.2	11.2

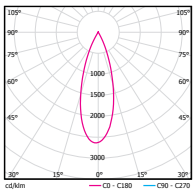

OP2SS-1230E-230WT

0° Aiming Angle

D(M)	LUX	W	L
1	8000	0.4	0.4
2	2000	0.9	0.9
3	889	1.3	1.3
4	500	1.7	1.7

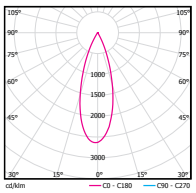

OP2SS-1230E-330WT

0° Aiming Angle

D(M)	LUX	W	L
1	6000	0.6	0.6
2	1500	1.3	1.3
3	667	1.9	1.9
4	375	2.6	2.6

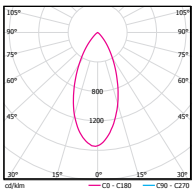

OP2SS-1230E-430WT

0° Aiming Angle

D(M)	LUX	W	L
1	4800	0.8	0.8
2	1200	1.7	1.7
3	533	2.5	2.5
4	300	3.3	3.3

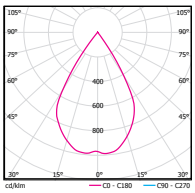

OP2SS-1230E-630WT

0° Aiming Angle

D(M)	LUX	W	L
1	2800	1.2	1.2
2	700	2.3	2.3
3	311	3.5	3.5
4	175	4.6	4.6

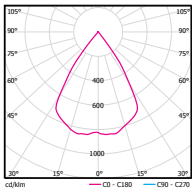

OP2SS-1230E-830WT

0° Aiming Angle

D(M)	LUX	W	L
1	1600	1.7	1.7
2	400	3.4	3.4
3	178	5.0	5.0
4	100	6.7	6.7

Light Distribution

OP2S (Adjustable)

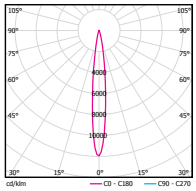

OP2SS-1230E-A130WT

0° Aiming Angle

D(M)	LUX	W	L
1	10000	0.3	0.3
2	2500	0.5	0.5
3	1111	0.8	0.8
4	625	1.1	1.1

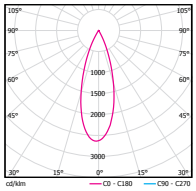

OP2SS-1230E-A230WT

0° Aiming Angle

D(M)	LUX	W	L
1	8000	0.4	0.4
2	2000	0.9	0.9
3	889	1.3	1.3
4	500	1.7	1.7

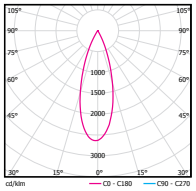

OP2SS-1230E-A330WT

0° Aiming Angle

D(M)	LUX	W	L
1	6000	0.6	0.6
2	1500	1.3	1.3
3	667	1.9	1.9
4	375	2.6	2.6

LIGNE III CEILING



Body Material	*Extruded aluminum*
Optical System	*Anti-glare panel(Floodlight)* *Clear lens included + SUBROSA optical system(Wide-angle Grille/Spotlight Grille/Spotlight Grille)*
Finish	*Environmentally safe powder coat*
Cut Off Angle	*26°(Spotlight Grille)/58°(Wide-angle Grille) /18°(Adjustable Grille)*

LED Options

	OC2S(Floodlight)	OC2S(Spotlight Grille)	OC2S(Wide-angle Grille)	OC2S(Adjustable Grille)
LED Type	*SMD*	*High Power LED*	*High Power LED*	*High Power LED*
CRI	*90*	*90*	*90*	*90*
LED Color Consistency	*3 SDCM*	*3 SDCM*	*3 SDCM*	*3 SDCM*
LED Color	*3000K/3500K/4000K/5000K*	*3000K/3500K/4000K/5000K*	*3000K/3500K/4000K/5000K*	*3000K/3500K/4000K/5000K*
LED Lifetime	*>50000h-L70 /B10-Ta25℃ (LM-80/TM-21)*	*>50000h-L70 /B10-Ta25℃ (LM-80/TM-21)*	*>50000h-L70 /B10-Ta25℃ (LM-80/TM-21)*	*>50000h-L70 /B10-Ta25℃ (LM-80/TM-21)*

Product Data

	OC2S(Floodlight)	OC2S(Spotlight Grille)	OC2S(Wide-angle Grille)	OC2S(Adjustable Grille)
LED Power	*30W*	*30W*	*30W*	*30W*
LED Lumen Output(3000K)	*4500lm*	*4500lm*	*4500lm*	*4500lm*
Finish Color	*White/Black*	*White/Black*	*White/Black*	*White/Black*
Net Weight	*2.17Kg*	*2.06Kg*	*2.2Kg*	*2.87Kg*

Product Light Peformance(System Lumens @3000K)

Model / Beam		PC cover	PC embossed cover	15°	24°	36°	45°	60°	80°
OC2S	**30**	*3300lm*	*3300lm*	*2800lm*	*2800lm*	*2800lm*	*3000lm*	*3800lm*	*3800m*

Model Number

Drawing	Model	Length	LED Power	Driver	Beam	CCT	Finish
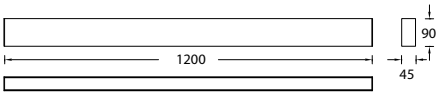	**OC2S**	**12** *1200mm*	**30** *30W*	**E** *ON-OFF* **D** *0-10V Dimming* **A** *DALI*	**P** *PC cover* **Y** *PC embossed cover*	**30** *3000K* **35** *3500K* **40** *4000K* **50** *5000K*	**WT** *White* **BK** *Black*

Example: OC2S-1230E-Y40WT

Drawing	Model	Length	LED Power	Driver	Beam	CCT	Finish
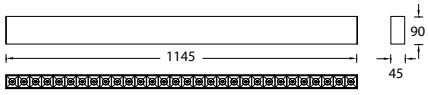	**OC2S**	**12** *1145mm*	**30** *30W*	**E** *ON-OFF* **D** *0-10V Dimming* **A** *DALI*	**2** *24°* **3** *36°* **4** *45°*	**30** *3000K* **35** *3500K* **40** *4000K* **50** *5000K*	**WT** *White* **BK** *Black*

Example: OC2S-1230E-340WT

Drawing	Model	Length	LED Power	Driver	Beam	CCT	Finish
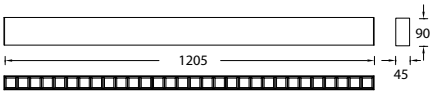	**OC2S**	**12** *1205mm*	**30** *30W*	**E** *ON-OFF* **D** *0-10V Dimming* **A** *DALI*	**6** *60°* **8** *80°*	**30** *3000K* **35** *3500K* **40** *4000K* **50** *5000K*	**WT** *White* **BK** *Black*

Example: OC2S-1230E-840WT

Drawing	Model	Length	LED Power	Driver	Comment	Beam	CCT	Finish
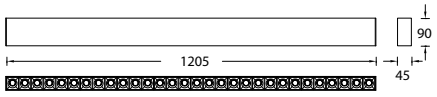	**OC2S**	**12** *1205mm*	**30** *30W*	**E** *ON-OFF* **D** *0-10V Dimming* **A** *DALI*	**A** *Adjustable*	**1** *15°* **2** *24°* **3** *36°*	**30** *3000K* **35** *3500K* **40** *4000K* **50** *5000K*	**WT** *White* **BK** *Black*

Example: OC2S-1230E-A240WT

Light Distribution

OC2S

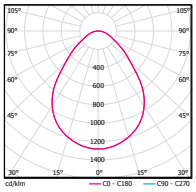

OC2S-1230E-Y40WT-Down

0° Aiming Angle

D(M)	LUX	W	L
1	1285	1.8	1.8
2	321	3.5	3.5
3	143	5.3	5.3
4	80	7.1	7.1

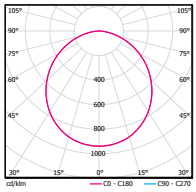

OC2S-1230E-P40WT-Down

0° Aiming Angle

D(M)	LUX	W	L
1	942	2.8	2.8
2	235	5.6	5.6
3	105	8.4	8.4
4	59	11.2	11.2

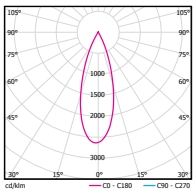

OC2S-1230E-230WT

0° Aiming Angle

D(M)	LUX	W	L
1	8000	0.4	0.4
2	2000	0.9	0.9
3	889	1.3	1.3
4	500	1.7	1.7

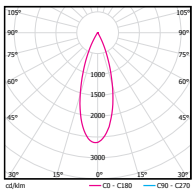

OC2S-1230E-330WT

0° Aiming Angle

D(M)	LUX	W	L
1	6000	0.6	0.6
2	1500	1.3	1.3
3	667	1.9	1.9
4	375	2.6	2.6

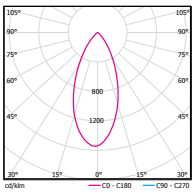

OC2S-1230E-430WT

0° Aiming Angle

D(M)	LUX	W	L
1	4800	0.8	0.8
2	1200	1.7	1.7
3	533	2.5	2.5
4	300	3.3	3.3

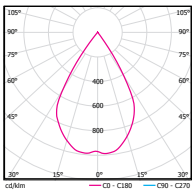

OC2S-1230E-630WT

0° Aiming Angle

D(M)	LUX	W	L
1	2800	1.2	1.2
2	700	2.3	2.3
3	311	3.5	3.5
4	175	4.6	4.6

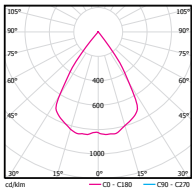

OC2S-1230E-830WT

0° Aiming Angle

D(M)	LUX	W	L
1	1600	1.7	1.7
2	400	3.4	3.4
3	178	5.0	5.0
4	100	6.7	6.7

Light Distribution

OC2S (Adjustable)

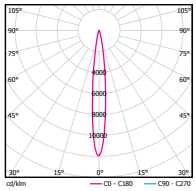

OC2S-1230E-A130WT

0° Aiming Angle

D(M)	LUX	W	L
1	10000	0.3	0.3
2	2500	0.5	0.5
3	1111	0.8	0.8
4	625	1.1	1.1

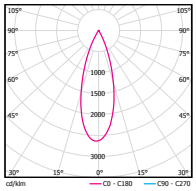

OC2S-1230E-A230WT

0° Aiming Angle

D(M)	LUX	W	L
1	8000	0.4	0.4
2	2000	0.9	0.9
3	889	1.3	1.3
4	500	1.7	1.7

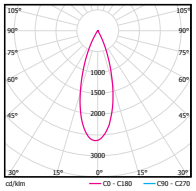

OC2S-1230E-A330WT

0° Aiming Angle

D(M)	LUX	W	L
1	6000	0.6	0.6
2	1500	1.3	1.3
3	667	1.9	1.9
4	375	2.6	2.6

LIGNE III RECESSED TRIMLESS



Body Material	*Extruded aluminum*
Optical System	*Anti-glare panel(Floodlight)* *Clear lens included + SUBROSA optical system(Wide-angle Grille/Spotlight Grille/Spotlight Grille)*
Finish	*Environmentally safe powder coat*
Cut Off Angle	*26°(Spotlight Grille)/58°(Wide-angle Grille) /18°(Adjustable Grille)*

LED Options

	OR2S(Floodlight)	OR2S(Spotlight Grille)	OR2S(Wide-angle Grille)	OR2S(Adjustable Grille)
LED Type	*SMD*	*High Power LED*	*High Power LED*	*High Power LED*
CRI	*90*	*90*	*90*	*90*
LED Color Consistency	*3 SDCM*	*3 SDCM*	*3 SDCM*	*3 SDCM*
LED Color	*3000K/3500K/4000K/5000K*	*3000K/3500K/4000K/5000K*	*3000K/3500K/4000K/5000K*	*3000K/3500K/4000K/5000K*
LED Lifetime	*>50000h-L70 /B10-Ta25℃ (LM-80/TM-21)*	*>50000h-L70 /B10-Ta25℃ (LM-80/TM-21)*	*>50000h-L70 /B10-Ta25℃ (LM-80/TM-21)*	*>50000h-L70 /B10-Ta25℃ (LM-80/TM-21)*

Product Data

	OR2S(Floodlight)	OR2S(Spotlight Grille)	OR2S(Wide-angle Grille)	OR2S(Adjustable Grille)
LED Power	*30W*	*30W*	*30W*	*30W*
LED Lumen Output(3000K)	*4500lm*	*4500lm*	*4500lm*	*4500lm*
Cutout	*☐ 1203mmx48mm*	*☐ 1148mmx48mm*	*☐ 1208mmx48mm*	*☐ 1208mmx48mm*
Ceiling Thickness	*5mm-25mm*	*5mm-25mm*	*5mm-25mm*	*5mm-25mm*
Finish Color	*White/Black*	*White/Black*	*White/Black*	*White/Black*
Net Weight	*2.34Kg*	*2.23Kg*	*2.37Kg*	*3.05Kg*

Product Light Peformance(System Lumens @3000K)

Model / Beam		PC cover	PC embossed cover	15°	24°	36°	45°	60°	80°
OC2S	**30**	*3300lm*	*3300lm*	*2800lm*	*2800lm*	*2800lm*	*3000lm*	*3800lm*	*3800m*

Model Number

Drawing	Model	Length	LED Power	Driver	Beam	CCT	Finish
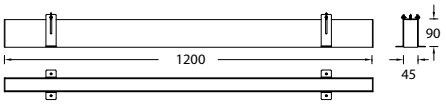	**OR2S**	**12** *1200mm*	**30** *30W*	**E** *ON-OFF* **D** *0-10V Dimming* **A** *DALI*	**P** *PC cover* **Y** *PC embossed cover*	**30** *3000K* **35** *3500K* **40** *4000K* **50** *5000K*	**WT** *White* **BK** *Black*

Example: OR2S-1230E-Y40WT

Drawing	Model	Length	LED Power	Driver	Beam	CCT	Finish
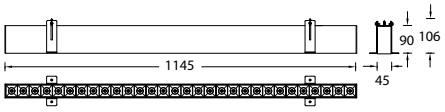	**OR2S**	**12** *1145mm*	**30** *30W*	**E** *ON-OFF* **D** *0-10V Dimming* **A** *DALI*	**2** *24°* **3** *36°* **4** *45°*	**30** *3000K* **35** *3500K* **40** *4000K* **50** *5000K*	**WT** *White* **BK** *Black*

Example: OR2S-1230E-340WT

Drawing	Model	Length	LED Power	Driver	Beam	CCT	Finish
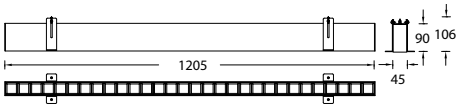	**OR2S**	**12** *1205mm*	**30** *30W*	**E** *ON-OFF* **D** *0-10V Dimming* **A** *DALI*	**6** *60°* **8** *80°*	**30** *3000K* **35** *3500K* **40** *4000K* **50** *5000K*	**WT** *White* **BK** *Black*

Example: OR2S-1230E-840WT

Drawing	Model	Length	LED Power	Driver	Comment	Beam	CCT	Finish
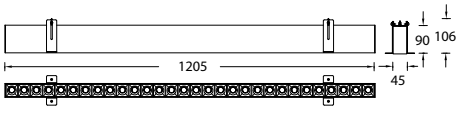	**OR2S**	**12** *1205mm*	**30** *30W*	**E** *ON-OFF* **D** *0-10V Dimming* **A** *DALI*	**A** *Adjustable*	**1** *15°* **2** *24°* **3** *36°*	**30** *3000K* **35** *3500K* **40** *4000K* **50** *5000K*	**WT** *White* **BK** *Black*

Example: OR2S-1230E-A240WT

Light Distribution

OR2S

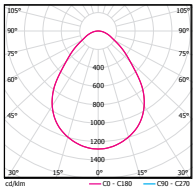

OR2S-1230E-Y40WT-Down

0° Aiming Angle

D(M)	LUX	W	L
1	1285	1.8	1.8
2	321	3.5	3.5
3	143	5.3	5.3
4	80	7.1	7.1

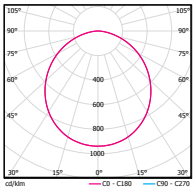

OR2S-1230E-P40WT-Down

0° Aiming Angle

D(M)	LUX	W	L
1	942	2.8	2.8
2	235	5.6	5.6
3	105	8.4	8.4
4	59	11.2	11.2

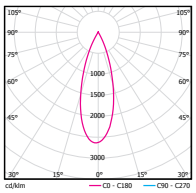

OR2S-1230E-230WT

0° Aiming Angle

D(M)	LUX	W	L
1	8000	0.4	0.4
2	2000	0.9	0.9
3	889	1.3	1.3
4	500	1.7	1.7

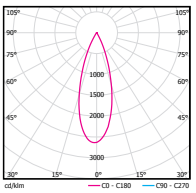

OR2S-1230E-330WT

0° Aiming Angle

D(M)	LUX	W	L
1	6000	0.6	0.6
2	1500	1.3	1.3
3	667	1.9	1.9
4	375	2.6	2.6

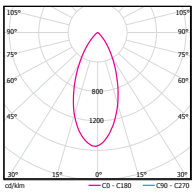

OR2S-1230E-430WT

0° Aiming Angle

D(M)	LUX	W	L
1	4800	0.8	0.8
2	1200	1.7	1.7
3	533	2.5	2.5
4	300	3.3	3.3

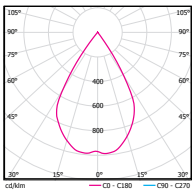

OR2S-1230E-630WT

0° Aiming Angle

D(M)	LUX	W	L
1	2800	1.2	1.2
2	700	2.3	2.3
3	311	3.5	3.5
4	175	4.6	4.6

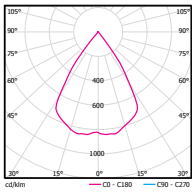

OR2S-1230E-830WT

0° Aiming Angle

D(M)	LUX	W	L
1	1600	1.7	1.7
2	400	3.4	3.4
3	178	5.0	5.0
4	100	6.7	6.7

Light Distribution

OR2S (Adjustable)

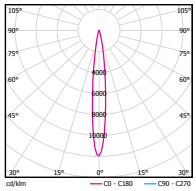

OR2S-1230E-A130WT

0° Aiming Angle

D(M)	LUX	W	L
1	10000	0.3	0.3
2	2500	0.5	0.5
3	1111	0.8	0.8
4	625	1.1	1.1

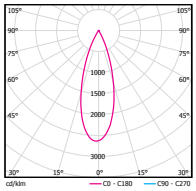

OR2S-1230E-A230WT

0° Aiming Angle

D(M)	LUX	W	L
1	8000	0.4	0.4
2	2000	0.9	0.9
3	889	1.3	1.3
4	500	1.7	1.7

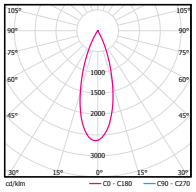

OR2S-1230E-A330WT

0° Aiming Angle

D(M)	LUX	W	L
1	6000	0.6	0.6
2	1500	1.3	1.3
3	667	1.9	1.9
4	375	2.6	2.6

LIGNE III RECESSED TRIM



Body Material	*Extruded aluminum*
Optical System	*Anti-glare panel(Floodlight)* *Clear lens included + SUBROSA optical system(Wide-angle Grille/Spotlight Grille/Spotlight Grille)*
Finish	*Environmentally safe powder coat*
Cut Off Angle	*26°(Spotlight Grille)/58°(Wide-angle Grille) /18°(Adjustable Grille)*

LED Options

	OR2S(Floodlight)	OR2S(Spotlight Grille)	OR2S(Wide-angle Grille)	OR2S(Adjustable Grille)
LED Type	*SMD*	*High Power LED*	*High Power LED*	*High Power LED*
CRI	*90*	*90*	*90*	*90*
LED Color Consistency	*3 SDCM*	*3 SDCM*	*3 SDCM*	*3 SDCM*
LED Color	*3000K/3500K/4000K/5000K*	*3000K/3500K/4000K/5000K*	*3000K/3500K/4000K/5000K*	*3000K/3500K/4000K/5000K*
LED Lifetime	*>50000h-L70 /B10-Ta25℃ (LM-80/TM-21)*	*>50000h-L70 /B10-Ta25℃ (LM-80/TM-21)*	*>50000h-L70 /B10-Ta25℃ (LM-80/TM-21)*	*>50000h-L70 /B10-Ta25℃ (LM-80/TM-21)*

Product Data

	OR2S(Floodlight)	OR2S(Spotlight Grille)	OR2S(Wide-angle Grille)	OR2S(Adjustable Grille)
LED Power	*30W*	*30W*	*30W*	*30W*
LED Lumen Output(3000K)	*4500lm*	*4500lm*	*4500lm*	*4500lm*
Cutout	*☐ 1115mmx60mm*	*☐ 1160mmx60mm*	*☐ 1220mmx60mm*	*☐ 1220mmx60mm*
Ceiling Thickness	*5mm-25mm*	*5mm-25mm*	*5mm-25mm*	*5mm-25mm*
Finish Color	*White/Black*	*White/Black*	*White/Black*	*White/Black*
Net Weight	*1.86Kg*	*1.76Kg*	*1.88Kg*	*2.56Kg*

Product Light Peformance(System Lumens @3000K)

Model \ Beam		PC cover	PC embossed cover	15°	24°	36°	45°	60°	80°
OC2ST	**30**	*3300lm*	*3300lm*	*2800lm*	*2800lm*	*2800lm*	*3000lm*	*3800lm*	*3800lm*

Model Number

Drawing	Model	Comment	Length	LED Power	Driver	Beam	CCT	Finish
	**OR2S**	**T** *Trim*	**12** *1212mm*	**30** *30W*	**E** *ON-OFF* **D** *0-10V Dimming* **A** *DALI*	**P** *PC cover* **Y** *PC embossed cover*	**30** *3000K* **35** *3500K* **40** *4000K* **50** *5000K*	**WT** *White* **BK** *Black*

Example: OR2ST-1230E-Y40WT

Drawing	Model	Comment	Length	LED Power	Driver	Beam	CCT	Finish
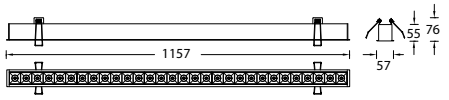	**OR2S**	**T** *Trim*	**12** *1157mm*	**30** *30W*	**E** *ON-OFF* **D** *0-10V Dimming* **A** *DALI*	**2** *24°* **3** *36°* **4** *45°*	**30** *3000K* **35** *3500K* **40** *4000K* **50** *5000K*	**WT** *White* **BK** *Black*

Example: OR2ST-1230E-340WT

Drawing	Model	Comment	Length	LED Power	Driver	Beam	CCT	Finish
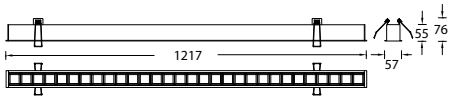	**OR2S**	**T** *Trim*	**12** *1217mm*	**30** *30W*	**E** *ON-OFF* **D** *0-10V Dimming* **A** *DALI*	**6** *60°* **8** *80°*	**30** *3000K* **35** *3500K* **40** *4000K* **50** *5000K*	**WT** *White* **BK** *Black*

Example: OR2ST-1230E-840WT

Drawing	Model	Comment	Length	LED Power	Driver	Comment	Beam	CCT	Finish
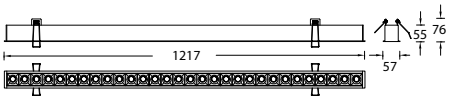	**OR2S**	**T** *Trim*	**12** *1217mm*	**30** *30W*	**E** *ON-OFF* **D** *0-10V Dimming* **A** *DALI*	**A** *Adjustable*	**1** *15°* **2** *24°* **3** *36°*	**30** *3000K* **35** *3500K* **40** *4000K* **50** *5000K*	**WT** *White* **BK** *Black*

Example: OR2ST-1230E-A240WT

Light Distribution

OR2ST

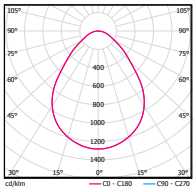

OR2ST-1230E-Y40WT-Down

0° Aiming Angle

D(M)	LUX	W	L
1	1285	1.8	1.8
2	321	3.5	3.5
3	143	5.3	5.3
4	80	7.1	7.1

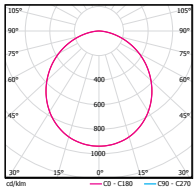

OR2ST-1230E-P40WT-Down

0° Aiming Angle

D(M)	LUX	W	L
1	942	2.8	2.8
2	235	5.6	5.6
3	105	8.4	8.4
4	59	11.2	11.2

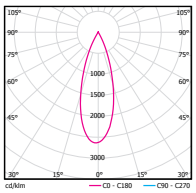

OR2ST-1230E-230WT

0° Aiming Angle

D(M)	LUX	W	L
1	8000	0.4	0.4
2	2000	0.9	0.9
3	889	1.3	1.3
4	500	1.7	1.7

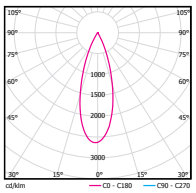

OR2ST-1230E-330WT

0° Aiming Angle

D(M)	LUX	W	L
1	6000	0.6	0.6
2	1500	1.3	1.3
3	667	1.9	1.9
4	375	2.6	2.6

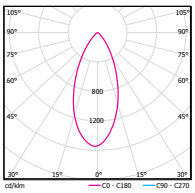

OR2ST-1230E-430WT

0° Aiming Angle

D(M)	LUX	W	L
1	4800	0.8	0.8
2	1200	1.7	1.7
3	533	2.5	2.5
4	300	3.3	3.3

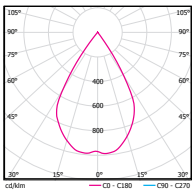

OR2ST-1230E-630WT

0° Aiming Angle

D(M)	LUX	W	L
1	2800	1.2	1.2
2	700	2.3	2.3
3	311	3.5	3.5
4	175	4.6	4.6

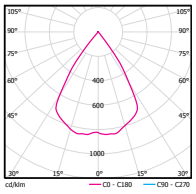

OR2ST-1230E-830WT

0° Aiming Angle

D(M)	LUX	W	L
1	1600	1.7	1.7
2	400	3.4	3.4
3	178	5.0	5.0
4	100	6.7	6.7

Light Distribution

OR2ST (Adjustable)

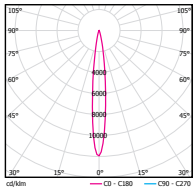

OR2ST-1230E-A130WT

0° Aiming Angle

D(M)	LUX	W	L
1	10000	0.3	0.3
2	2500	0.5	0.5
3	1111	0.8	0.8
4	625	1.1	1.1

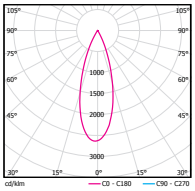

OR2ST-1230E-A230WT

0° Aiming Angle

D(M)	LUX	W	L
1	8000	0.4	0.4
2	2000	0.9	0.9
3	889	1.3	1.3
4	500	1.7	1.7

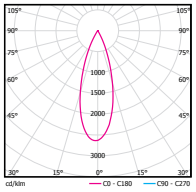

OR2ST-1230E-A330WT

0° Aiming Angle

D(M)	LUX	W	L
1	6000	0.6	0.6
2	1500	1.3	1.3
3	667	1.9	1.9
4	375	2.6	2.6

LIGNE III CURTAIN LIGHTS



Body Material	*Extruded aluminum*
Optical System	*Clear lens included*
Finish	*Environmentally safe powder coat*
Accessories/Brackets	*It comes with a ±15° rotatable bracket, and other accessories are sold separately.*

LED Options

	OC5N
LED Type	*SMD*
CRI	*90*
LED Color Consistency	*3 SDCM*
LED Color	*2700K/3000K/3500K/4000K*
LED Lifetime	*>50000h-L70 /B10-Ta25℃ (LM-80/TM-21)*

Product Data

	OC5N
LED Power	*4W/8W/16W*
LED Lumen Output(3000K)	*438lm/875lm/1750lm*
Finish Color	*White/Black*
Net Weight	*0.35Kg/m*

Product Light Peformance(System Lumens @3000K)

Model \ Beam		28°	36°	48°
OC5N	**02**	*315lm*	*306lm*	*311lm*
	05	*630lm*	*612lm*	*622lm*
	10	*1260lm*	*1224lm*	*1244lm*

Model Number

Drawing	Model	Diameter	LED Power	Driver	Beam	CRI	CCT	Finish
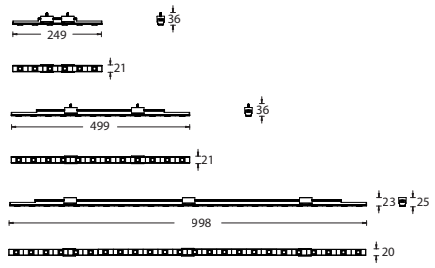	**OC5N**	**02** *249mm* **05** *499mm* **10** *998mm*	**04** *4W* **08** *8W* **16** *16W*	**N** *No Driver*	**2** *28°* **3** *36°* **4** *48°*	**9** *90*	**27** *2700K* **30** *3000K* **35** *3500K* **40** *4000K*	**WT** *White* **BK** *Black*

Example: OC5N-1016N-2930BK
Note: Maximum series connection length: 5m. The package includes a single-ended Type-C cable for connecting the luminaire to a 24VDC power supply.

Light Distribution

OC5N

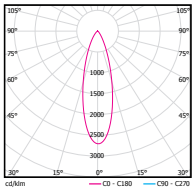

OC5N-1016N-2930WT

0° Aiming Angle

D(M)	LUX	W	L
1	3600	0.5	0.5
2	900	1.0	1.0
3	400	1.5	1.5
4	225	2.0	2.0

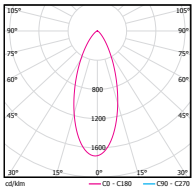

OC5N-1016N-3930WT

0° Aiming Angle

D(M)	LUX	W	L
1	2200	0.6	0.6
2	550	1.3	1.3
3	244	1.9	1.9
4	138	2.6	2.6

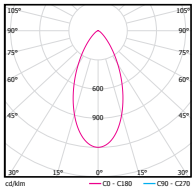

OC5N-1016N-4930WT

0° Aiming Angle

D(M)	LUX	W	L
1	1600	0.9	0.9
2	400	1.8	1.8
3	178	2.7	2.7
4	100	3.6	3.6

Accessories

Model	Description	Picture
OC5N-PART-CA03B	*Dual-ended Type-C Cable, 5A, 0.3m* *Black (BK)*	
OC5N-PART-CA03WT	*Dual-ele, 5A, 0.3m* *White (WT)*	



VOLO

The VOLO luminaire features an aluminum body for a sleek appearance. It projects upward and downward illumination and uses energy efficient integral LEDs for good heat dissipation, high efficiency and energy savings. The pendants are equipped with anti-glare lenses, and the lengths can be custom cut to specification in the field.



Wenzhou-Kean University
Wenzhou, Zhejiang Province

VOLO PANEL 35MM



Body Material	*Extruded aluminum*
Optical System	*Anti-glare panel*
Finish	*Environmentally safe powder coat*
Accessories/Brackets	*Various accessories available*
Note:	*Customized service provided including dimensions for different layouts*

LED Options

	OP1NS	OP1ND	OC1N	OR1N	OR1NT
LED Type	*SMD*	*SMD*	*SMD*	*SMD*	*SMD*
CRI	*90*	*90*	*90*	*90*	*90*
LED Color Consistency	*3 SDCM*	*3 SDCM*	*3 SDCM*	*3 SDCM*	*3 SDCM*
LED Color	*3000K/3500K/4000K/5000K*	*3000K/3500K/4000K/5000K*	*3000K/3500K/4000K/5000K*	*3000K/3500K/4000K/5000K*	*3000K/3500K/4000K/5000K*
LED Lifetime	*>50000h-L70 /B10-Ta25℃ (LM-80/TM-21)*	*>50000h-L70 /B10-Ta25℃ (LM-80/TM-21)*	*>50000h-L70 /B10-Ta25℃ (LM-80/TM-21)*	*>50000h-L70 /B10-Ta25℃ (LM-80/TM-21)*	*>50000h-L70 /B10-Ta25℃ (LM-80/TM-21)*

Product Data

	OP1NS	OP1ND	OC1N	OR1N	OR1NT
LED Power	*25W*	*35W*	*25W*	*25W*	*25W*
LED Lumen Output(4000K)	*2433lm(Y)/2589lm(P)*	*2433lm(Y)/2589lm(P)*	*2433lm(Y)/2589lm(P)*	*2433lm(Y)/2589lm(P)*	*2433lm(Y)/2589lm(P)*
Cutout	*/*	*/*	*/*	*□ 1205mmx40mm*	*□ 1217mmx50mm*
Ceiling Thickness	*/*	*/*	*/*	*5mm-25mm*	*5mm-25mm*
Finish Color	*White/Black*	*White/Black*	*White/Black*	*White/Black*	*White/Black*
Net Weight	*1.5Kg*	*1.5Kg*	*1.5Kg*	*1.5Kg*	*1.5Kg*

Product Light Peformance(System Lumens @3000K)

Model \ Beam		PC cover	PC embossed cover
OP1NS	**25**	*2500lm*	*2500lm*
OP1ND	**35**	*3500lm*	*3500lm*
OC1N	**25**	*2500lm*	*2500lm*
OR1N	**25**	*2500lm*	*2500lm*
OR1NT	**25**	*2500lm*	*2500lm*

Model Number

Drawing	Model	Comment	Length	LED Power	Driver	Beam	CCT	Finish
	**OP1N**	**S** *Single Directional*	**12** *1200mm*	**25** *25W*	**E** *ON-OFF* **D** *0-10V Dimming* **A** *DALI*	**P** *PC cover* **Y** *PC embossed cover*	**30** *3000K* **35** *3500K* **40** *4000K* **50** *5000K*	**WT** *White* **BK** *Black*

Example: OP1NS-1225E-P30WT

Drawing	Model	Comment	Length	LED Power	Driver	Beam Up	Beam Down	CCT	Finish
	**OP1N**	**D** *Double Directional*	**12** *1200mm*	**30** *35W (Up: 10W Down:25W)*	**E** *ON-OFF* **D** *0-10V Dimming* **A** *DALI*	**F** *Frosted*	**P** *PC cover* **Y** *PC embossed cover*	**30** *3000K* **35** *3500K* **40** *4000K* **50** *5000K*	**WT** *White* **BK** *Black*

Example: OP1ND-1235E-FY40WT

Drawing	Model	Length	LED Power	Driver	Beam	CCT	Finish
	**OC1N**	**12** *1200mm*	**25** *25W*	**E** *ON-OFF* **D** *0-10V Dimming* **A** *DALI*	**P** *PC cover* **Y** *PC embossed cover*	**30** *3000K* **35** *3500K* **40** *4000K* **50** *5000K*	**WT** *White* **BK** *Black*

Example: OC1N-1225E-Y40WT

Drawing	Model	Length	LED Power	Driver	Beam	CCT	Finish
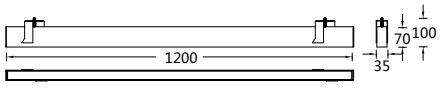	**OR1N**	**12** *1200mm*	**25** *25W*	**E** *ON-OFF* **D** *0-10V Dimming* **A** *DALI*	**P** *PC cover* **Y** *PC embossed cover*	**30** *3000K* **35** *3500K* **40** *4000K* **50** *5000K*	**WT** *White* **BK** *Black*

Example: OR1N-1225E-Y40WT

Drawing	Model	Comment	Length	LED Power	Driver	Beam	CCT	Finish
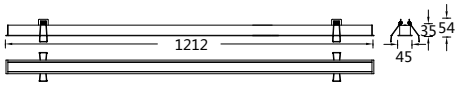	**OR1N**	**T** *Trim*	**12** *1212mm*	**25** *25W*	**E** *ON-OFF* **D** *0-10V Dimming* **A** *DALI*	**P** *PC cover* **Y** *PC embossed cover*	**30** *3000K* **35** *3500K* **40** *4000K* **50** *5000K*	**WT** *White* **BK** *Black*

Example: OR1NT-1225E-Y40WT

Light Distribution

OP1NS

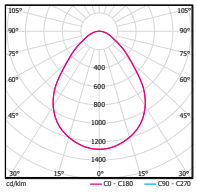

OP1NS-1225E-Y40WT-Down

0º Aiming Angle

D(M)	LUX	W	L
1	1285	1.8	1.8
2	321	3.5	3.5
3	143	5.3	5.3
4	80	7.1	7.1

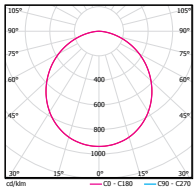

OP1NS-1225E-P40WT-Down

0º Aiming Angle

D(M)	LUX	W	L
1	942	2.8	2.8
2	235	5.6	5.6
3	105	8.4	8.4
4	59	11.2	11.2

OP1ND

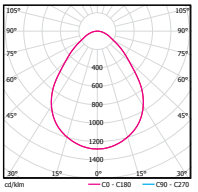

OP1ND-1235E-FY40WT-Down

0º Aiming Angle

D(M)	LUX	W	L
1	1285	1.8	1.8
2	321	3.5	3.5
3	143	5.3	5.3
4	80	7.1	7.1

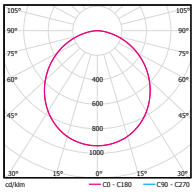

OP1ND-1235E-FP40WT-Down

0º Aiming Angle

D(M)	LUX	W	L
1	942	2.8	2.8
2	235	5.6	5.6
3	105	8.4	8.4
4	59	11.2	11.2

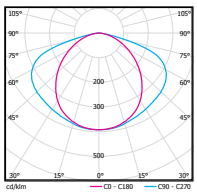

OP1ND-1235E-FP40WT-UP

0º Aiming Angle

D(M)	LUX	W	L
1	396	3.7	3.7
2	99	7.4	7.4
3	44	11.1	11.1
4	25	14.7	14.7

OC1N

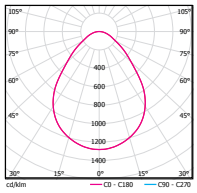

OC1N-1225E-Y40WT-Down

0º Aiming Angle

D(M)	LUX	W	L
1	1285	1.8	1.8
2	321	3.5	3.5
3	143	5.3	5.3
4	80	7.1	7.1

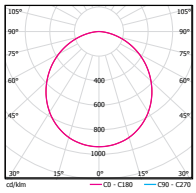

OC1N-1225E-P40WT-Down

0º Aiming Angle

D(M)	LUX	W	L
1	942	2.8	2.8
2	235	5.6	5.6
3	105	8.4	8.4
4	59	11.2	11.2

OR1N

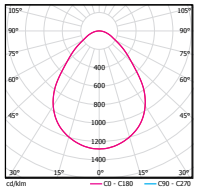

OR1N-1225E-Y40WT-Down

0º Aiming Angle

D(M)	LUX	W	L
1	1285	1.8	1.8
2	321	3.5	3.5
3	143	5.3	5.3
4	80	7.1	7.1

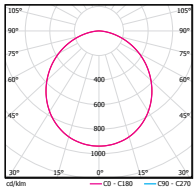

OR1N-1225E-P40WT-Down

0º Aiming Angle

D(M)	LUX	W	L
1	942	2.8	2.8
2	235	5.6	5.6
3	105	8.4	8.4
4	59	11.2	11.2

OR1NT

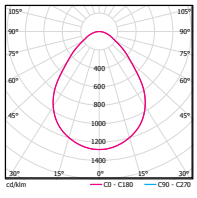

OR1NT-1225E-Y40WT-Down

0º Aiming Angle

D(M)	LUX	W	L
1	1285	1.8	1.8
2	321	3.5	3.5
3	143	5.3	5.3
4	80	7.1	7.1

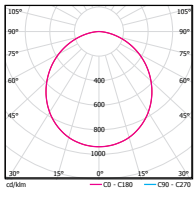

OR1NT-1225E-P40WT-Down

0º Aiming Angle

D(M)	LUX	W	L
1	942	2.8	2.8
2	235	5.6	5.6
3	105	8.4	8.4
4	59	11.2	11.2

Accessories

Model	Description	Picture
OP4012D-L	*L-shaped splices*	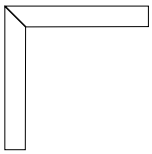
OP4012D-T	*T-shaped splices*	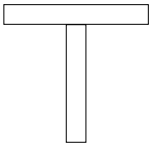
OP4012D-X	*+-shaped splices*	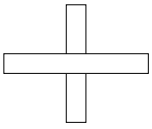

VOLO PANEL 40MM



Body Material	*Extruded aluminum*
Optical System	*Anti-glare panel*
Finish	*Environmentally safe powder coat*
Accessories/Brackets	*Various accessories available*
Note:	*Customized service provided including dimensions for different layouts*

LED Options

	OP1SS	OP1SD	OC1S	OR1S	OR1ST
LED Type	*SMD*	*SMD*	*SMD*	*SMD*	*SMD*
CRI	*90*	*90*	*90*	*90*	*90*
LED Color Consistency	*3 SDCM*	*3 SDCM*	*3 SDCM*	*3 SDCM*	*3 SDCM*
LED Color	*3000K/3500K/4000K/5000K*	*3000K/3500K/4000K/5000K*	*3000K/3500K/4000K/5000K*	*3000K/3500K/4000K/5000K*	*3000K/3500K/4000K/5000K*
LED Lifetime	*>50000h-L70 /B10-Ta25℃ (LM-80/TM-21)*	*>50000h-L70 /B10-Ta25℃ (LM-80/TM-21)*	*>50000h-L70 /B10-Ta25℃ (LM-80/TM-21)*	*>50000h-L70 /B10-Ta25℃ (LM-80/TM-21)*	*>50000h-L70 /B10-Ta25℃ (LM-80/TM-21)*

Product Data

	OP1SS	OP1SD	OC1S	OR1S	OR1ST
LED Power	*30W*	*40W*	*30W*	*30W*	*30W*
LED Lumen Output(4000K)	*2954lm(Y)/3130lm(P)*	*2433lm(Y)/2589lm(P)/ 1193lm (UP)*	*2954lm(Y)/3130lm(P)*	*2954lm(Y)/3130lm(P)*	*2954lm(Y)/3130lm(P)*
Cutout	*/*	*/*	*/*	*□ 1205mmx45mm*	*□ 1217mmx55mm*
Ceiling Thickness	*/*	*/*	*/*	*5mm-25mm*	*5mm-25mm*
Finish Color	*White/Black*	*White/Black*	*White/Black*	*White/Black*	*White/Black*
Net Weight	*1.8Kg*	*1.8Kg*	*1.8Kg*	*1.8Kg*	*1.8Kg*

Product Light Peformance(System Lumens @3000K)

Model \ Beam		PC cover	PC embossed cover
OP1SS	**30**	*3000lm*	*3000lm*
OP1SD	**40**	*4000lm*	*4000lm*
OC1S	**30**	*3000lm*	*3000lm*
OR1S	**30**	*3000lm*	*3000lm*
OR1ST	**30**	*3000lm*	*3000lm*

Model Number

Drawing	Model	Comment	Length	LED Power	Driver	Beam	CCT	Finish
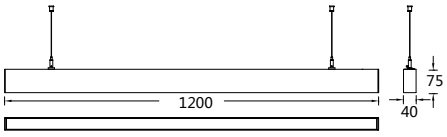	**OP1S**	**S** *Single Directional*	**12** *1200mm*	**30** *30W*	**E** *ON-OFF* **D** *0-10V Dimming* **A** *DALI*	**P** *PC cover* **Y** *PC embossed cover*	**30** *3000K* **35** *3500K* **40** *4000K* **50** *5000K*	**WT** *White* **BK** *Black*

Example: OP1SS-1230E-P30W

Drawing	Model	Comment	Length	LED Power	Driver	Beam Up	Beam Down	CCT	Finish
	**OP1S**	**D** *Double Directional*	**12** *1200mm*	**40** *40W (up: 10W Down:30W)*	**E** *ON-OFF* **D** *0-10V Dimming* **A** *DALI*	**F** *Frosted*	**P** *PC cover* **Y** *PC embossed cover*	**30** *3000K* **35** *3500K* **40** *4000K* **50** *5000K*	**WT** *White* **BK** *Black*

Example: OP1ND-1235E-FY40WT

Drawing	Model	Length	LED Power	Driver	Beam	CCT	Finish
	**OC1S**	**12** *1200mm*	**30** *30W*	**E** *ON-OFF* **D** *0-10V Dimming* **A** *DALI*	**P** *PC cover* **Y** *PC embossed cover*	**30** *3000K* **35** *3500K* **40** *4000K* **50** *5000K*	**WT** *White* **BK** *Black*

Example: OC1S-1230E-Y40WT

Drawing	Model	Length	LED Power	Driver	Beam	CCT	Finish
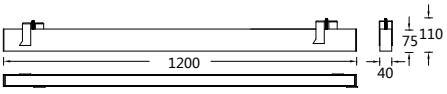	**OR1S**	**12** *1200mm*	**30** *30W*	**E** *ON-OFF* **D** *0-10V Dimming* **A** *DALI*	**P** *PC cover* **Y** *PC embossed cover*	**30** *3000K* **35** *3500K* **40** *4000K* **50** *5000K*	**WT** *White* **BK** *Black*

Example: OR1S-1230E-Y40WT

Drawing	Model	Comment	Length	LED Power	Driver	Beam	CCT	Finish
	**OR1S**	**T** *Trim*	**12** *1212mm*	**30** *30W*	**E** *ON-OFF* **D** *0-10V Dimming* **A** *DALI*	**P** *PC cover* **Y** *PC embossed cover*	**30** *3000K* **35** *3500K* **40** *4000K* **50** *5000K*	**WT** *White* **BK** *Black*

Example: OR1ST-1230E-Y40WT

Light Distribution

OP1SS

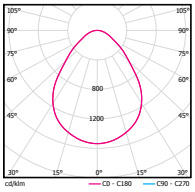

OP1SS-1230E-Y40WT-Down

0° Aiming Angle

D(M)	LUX	W	L
1	1543	1.8	1.8
2	386	3.5	3.5
3	171	5.3	5.3
4	96	7.1	7.1

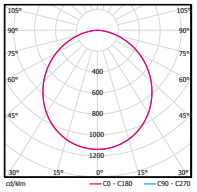

OP1SS-1230E-P40WT-Down

0° Aiming Angle

D(M)	LUX	W	L
1	1141	2.8	2.8
2	285	5.5	5.5
3	127	8.3	8.3
4	71	11.0	11.0

OP1SD

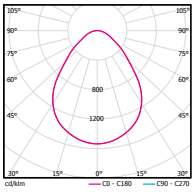

OP1SD-1240E-FY40WT-Down

0° Aiming Angle

D(M)	LUX	W	L
1	1543	1.8	1.8
2	386	3.5	3.5
3	171	5.3	5.3
4	96	7.1	7.1

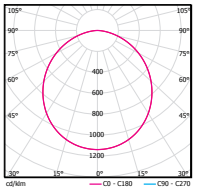

OP1SD-1240E-FP40WT-Down

0° Aiming Angle

D(M)	LUX	W	L
1	1141	2.8	2.8
2	285	5.5	5.5
3	127	8.3	8.3
4	71	11.0	11.0

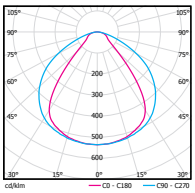

OP1SD-1240E-FP40WT-Up

0° Aiming Angle

D(M)	LUX	W	L
1	541	2.2	2.2
2	135	4.4	4.4
3	60	6.7	6.7
4	34	8.9	8.9

OC1S

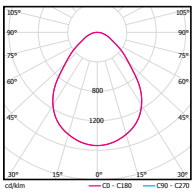

OC1S-1230E-Y40WT-Down

0° Aiming Angle

D(M)	LUX	W	L
1	1543	1.8	1.8
2	386	3.5	3.5
3	171	5.3	5.3
4	96	7.1	7.1

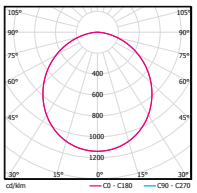

OC1S-1230E-P40WT-Down

0° Aiming Angle

D(M)	LUX	W	L
1	1141	2.8	2.8
2	285	5.5	5.5
3	127	8.3	8.3
4	71	11.0	11.0

OR1S

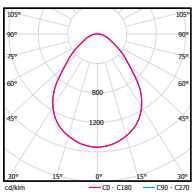

OR1S-1230E-Y40WT-Down

0° Aiming Angle

D(M)	LUX	W	L
1	1543	1.8	1.8
2	386	3.5	3.5
3	171	5.3	5.3
4	96	7.1	7.1

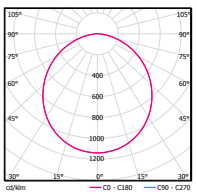

OR1S-1230E-P40WT-Down

0° Aiming Angle

D(M)	LUX	W	L
1	1141	2.8	2.8
2	285	5.5	5.5
3	127	8.3	8.3
4	71	11.0	11.0

OR1ST

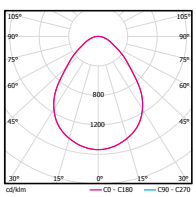

OR1ST-1230E-Y40WT-Down

0° Aiming Angle

D(M)	LUX	W	L
1	1543	1.8	1.8
2	386	3.5	3.5
3	171	5.3	5.3
4	96	7.1	7.1

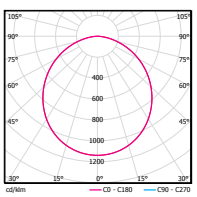

OR1ST-1230E-P40WT-Down

0° Aiming Angle

D(M)	LUX	W	L
1	1141	2.8	2.8
2	285	5.5	5.5
3	127	8.3	8.3
4	71	11.0	11.0

Accessories

Model	Description	Picture
OP5512D-L	*L-shaped splices*	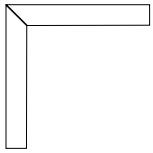
OP5512D-T	*T-shaped splices*	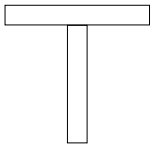
OP5512D-X	*+-shaped splices*	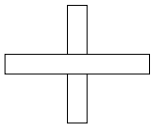

VOLO PANEL 55MM



Body Material	*Extruded aluminum*
Optical System	*Anti-glare panel*
Finish	*Environmentally safe powder coat*
Accessories/Brackets	*Various accessories available*
Note:	*Customized service provided including dimensions for different layouts*

LED Options

	OP1MS	OP1MD	OC1M	OR1M	OR1MT
LED Type	*SMD*	*SMD*	*SMD*	*SMD*	*SMD*
CRI	*90*	*90*	*90*	*90*	*90*
LED Color Consistency	*3 SDCM*	*3 SDCM*	*3 SDCM*	*3 SDCM*	*3 SDCM*
LED Color	*3000K/3500K/4000K/5000K*	*3000K/3500K/4000K/5000K*	*3000K/3500K/4000K/5000K*	*3000K/3500K/4000K/5000K*	*3000K/3500K/4000K/5000K*
LED Lifetime	*>50000h-L70 /B10-Ta25℃ (LM-80/TM-21)*	*>50000h-L70 /B10-Ta25℃ (LM-80/TM-21)*	*>50000h-L70 /B10-Ta25℃ (LM-80/TM-21)*	*>50000h-L70 /B10-Ta25℃ (LM-80/TM-21)*	*>50000h-L70 /B10-Ta25℃ (LM-80/TM-21)*

Product Data

	OP1MS	OP1MD	OC1M	OR1M	OR1MT
LED Power	*35W*	*45W*	*35W*	*35W*	*35W*
LED Lumen Output(4000K)	*3709lm(Y)/3931lm(P)*	*3709lm(Y)/3931lm(P)/ 1255lm (UP)*	*3709lm(Y)/3931lm(P)*	*3709lm(Y)/3931lm(P)*	*3709lm(Y)/3931lm(P)*
Cutout	*/*	*/*	*/*	*□ 1205mmx60mm*	*□ 1217mmx60mm*
Ceiling Thickness	*/*	*/*	*/*	*5mm-25mm*	*5mm-25mm*
Finish Color	*White/Black*	*White/Black*	*White/Black*	*White/Black*	*White/Black*
Net Weight	*2.2Kg*	*2.2Kg*	*2.2Kg*	*2.2Kg*	*2.2Kg*

Product Light Peformance(System Lumens @3000K)

Model	Beam	PC cover	PC embossed cover
OP1MS	**35**	*3500lm*	*3500lm*
OP1MD	**45**	*4500lm*	*4500lm*
OC1M	**35**	*3500lm*	*3500lm*
OR1M	**35**	*3500lm*	*3500lm*
OR1MT	**35**	*3500lm*	*3500lm*

Model Number

Drawing	Model	Comment	Length	LED Power	Driver	Beam	CCT	Finish
	**OP1M**	**S** *Single Directional*	**12** *1200mm*	**35** *35W*	**E** *ON-OFF* **D** *0-10V Dimming* **A** *DALI*	**P** *PC cover* **Y** *PC embossed cover*	**30** *3000K* **35** *3500K* **40** *4000K* **50** *5000K*	**WT** *White* **BK** *Black*

Example: OP1MS-1235E-Y40WT

Drawing	Model	Comment	Length	LED Power	Driver	Beam Up	Beam Down	CCT	Finish
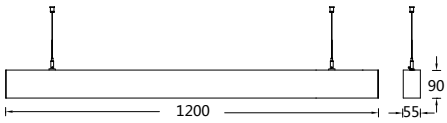	**OP1M**	**D** *Double Directional*	**12** *1200mm*	**45** *45W (up: 10W Down:35W)*	**E** *ON-OFF* **D** *0-10V Dimming* **A** *DALI*	**F** *Frosted*	**P** *PC cover* **Y** *PC embossed cover*	**30** *3000K* **35** *3500K* **40** *4000K* **50** *5000K*	**WT** *White* **BK** *Black*

Example: OP1MD-1245E-Y40WT

Drawing	Model	Length	LED Power	Driver	Beam	CCT	Finish
	**OC1M**	**12** *1200mm*	**35** *35W*	**E** *ON-OFF* **D** *0-10V Dimming* **A** *DALI*	**P** *PC cover* **Y** *PC embossed cover*	**30** *3000K* **35** *3500K* **40** *4000K* **50** *5000K*	**WT** *White* **BK** *Black*

Example: OC1M-1235E-Y40WT

Drawing	Model	Length	LED Power	Driver	Beam	CCT	Finish
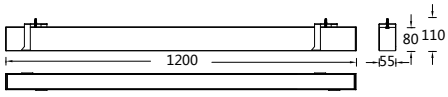	**OR1M**	**12** *1200mm*	**35** *35W*	**E** *ON-OFF* **D** *0-10V Dimming* **A** *DALI*	**P** *PC cover* **Y** *PC embossed cover*	**30** *3000K* **35** *3500K* **40** *4000K* **50** *5000K*	**WT** *White* **BK** *Black*

Example: OR1M-1235E-Y40WT

Drawing	Model	Comment	Length	LED Power	Driver	Beam	CCT	Finish
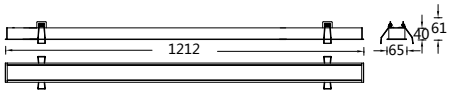	**OR1M**	**T** *Trim*	**12** *1212mm*	**35** *35W*	**E** *ON-OFF* **D** *0-10V Dimming* **A** *DALI*	**P** *PC cover* **Y** *PC embossed cover*	**30** *3000K* **35** *3500K* **40** *4000K* **50** *5000K*	**WT** *White* **BK** *Black*

Example: OR1MT-1235E-Y40WT

Light Distribution

OP1MS

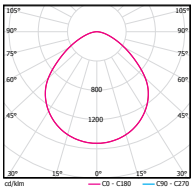

OP1MS-1235E-Y40WT-Down

0° Aiming Angle

D(M)	LUX	W	L
1	1533	2.4	2.4
2	383	4.9	4.9
3	170	7.3	7.3
4	96	9.7	9.7

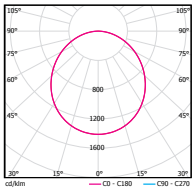

OP1MS-1235E-P40WT-Down

0° Aiming Angle

D(M)	LUX	W	L
1	1419	2.8	2.8
2	355	5.5	5.5
3	158	8.3	8.3
4	89	11.0	11.0

OP1MD

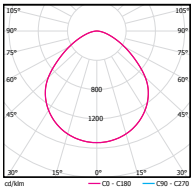

OP1MD-1245E-FY40WT-Down

0° Aiming Angle

D(M)	LUX	W	L
1	1533	2.4	2.4
2	383	4.9	4.9
3	170	7.3	7.3
4	96	9.7	9.7

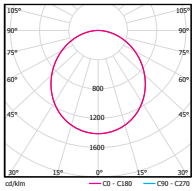

OP1MD-1245E-FP40WT-Down

0° Aiming Angle

D(M)	LUX	W	L
1	1419	2.8	2.8
2	355	5.5	5.5
3	158	8.3	8.3
4	89	11.0	11.0

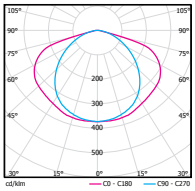

OP1MD-1245E-FP40WT-Up

0° Aiming Angle

D(M)	LUX	W	L
1	378	3.8	3.8
2	95	7.7	7.7
3	42	11.5	11.5
4	24	15.4	15.4

OC1M

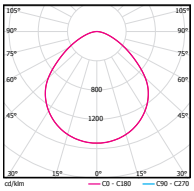

OC1M-1235E-Y40WT--Down

0° Aiming Angle

D(M)	LUX	W	L
1	1533	2.4	2.4
2	383	4.9	4.9
3	170	7.3	7.3
4	96	9.7	9.7

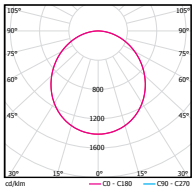

OC1M-1235E-P40WT-Down

0° Aiming Angle

D(M)	LUX	W	L
1	1419	2.8	2.8
2	355	5.5	5.5
3	158	8.3	8.3
4	89	11.0	11.0

OR1M

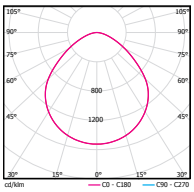

OR1M-1235E-Y40WT-Down

0° Aiming Angle

D(M)	LUX	W	L
1	1533	2.4	2.4
2	383	4.9	4.9
3	170	7.3	7.3
4	96	9.7	9.7

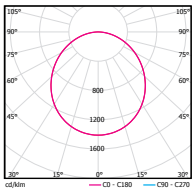

OR1M-1235E-P40WT-Down

0° Aiming Angle

D(M)	LUX	W	L
1	1419	2.8	2.8
2	355	5.5	5.5
3	158	8.3	8.3
4	89	11.0	11.0

OR1MT

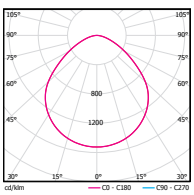

OR1MT-1235E-Y40WT-Down

0° Aiming Angle

D(M)	LUX	W	L
1	1533	2.4	2.4
2	383	4.9	4.9
3	170	7.3	7.3
4	96	9.7	9.7

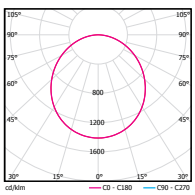

OR1MT-1235E-P40WT-Down

0° Aiming Angle

D(M)	LUX	W	L
1	1419	2.8	2.8
2	355	5.5	5.5
3	158	8.3	8.3
4	89	11.0	11.0

Accessories

Model	Description	Picture
OP5512D-L	*L-shaped splices*	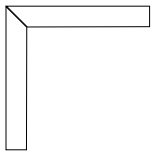
OP5512D-T	*T-shaped splices*	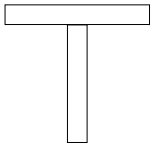
OP5512D-X	*+-shaped splices*	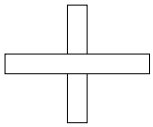

VOLO PANEL 70MM

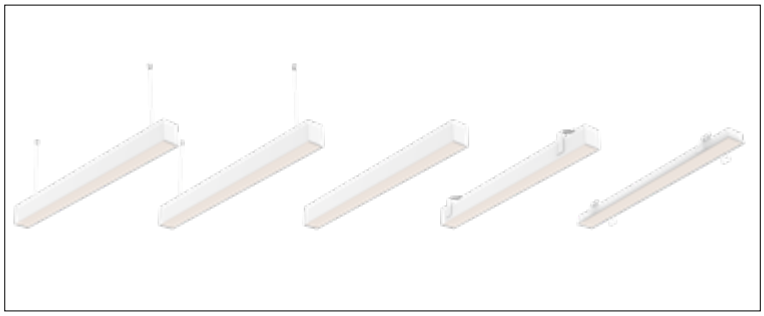

Body Material	*Extruded aluminum*
Optical System	*Anti-glare panel*
Finish	*Environmentally safe powder coat*
Accessories/Brackets	*Various accessories available*
Note:	*Customized service provided including dimensions for different layouts*

LED Options

	OP1LS	OP1LD	OC1L	OR1L	OR1LT
LED Type	*SMD*	*SMD*	*SMD*	*SMD*	*SMD*
CRI	*90*	*90*	*90*	*90*	*90*
LED Color Consistency	*3 SDCM*	*3 SDCM*	*3 SDCM*	*3 SDCM*	*3 SDCM*
LED Color	*3000K/3500K/4000K/5000K*	*3000K/3500K/4000K/5000K*	*3000K/3500K/4000K/5000K*	*3000K/3500K/4000K/5000K*	*3000K/3500K/4000K/5000K*
LED Lifetime	*>50000h-L70 /B10-Ta25℃ (LM-80/TM-21)*	*>50000h-L70 /B10-Ta25℃ (LM-80/TM-21)*	*>50000h-L70 /B10-Ta25℃ (LM-80/TM-21)*	*>50000h-L70 /B10-Ta25℃ (LM-80/TM-21)*	*>50000h-L70 /B10-Ta25℃ (LM-80/TM-21)*

Product Data

	OP1LS	OP1LD	OC1L	OR1L	OR1LT
LED Power	*40W*	*50W*	*40W*	*40W*	*40W*
LED Lumen Output(4000K)	*4530lm(Y)/4560lm(P)*	*3709lm(Y)/3931lm(P)/ 1204l (UP)*	*4530lm(Y)/4560lm(P)*	*4530lm(Y)/4560lm(P)*	*4530lm(Y)/4560lm(P)*
Cutout	*/*	*/*	*/*	*□ 1205mmx75mm*	*□ 1217mmx85mm*
Ceiling Thickness	*/*	*/*	*/*	*5mm-25mm*	*5mm-25mm*
Finish Color	*White/Black*	*White/Black*	*White/Black*	*White/Black*	*White/Black*
Net Weight	*2.7Kg*	*2.7Kg*	*2.7Kg*	*2.7Kg*	*2.7Kg*

Product Light Peformance(System Lumens @3000K)

Model \ Beam		PC cover	PC embossed cover
OP1LS	**40**	*4000lm*	*4000lm*
OP1LD	**55**	*5500lm*	*5500lm*
OC1L	**40**	*4000lm*	*4000lm*
OR1L	**40**	*4000lm*	*4000lm*
OR1LT	**40**	*4000lm*	*4000lm*

Model Number

Drawing	Model	Comment	Length	LED Power	Driver	Beam	CCT	Finish
	**OP1L**	**S** *Single Directional*	**12** *1200mm*	**40** *40W*	**E** *ON-OFF* **D** *0-10V Dimming* **A** *DALI*	**P** *PC cover* **Y** *PC embossed cover*	**30** *3000K* **35** *3500K* **40** *4000K* **50** *5000K*	**WT** *White* **BK** *Black*

Example: OP1LS-1240E-P30WT

Drawing	Model	Comment	Length	LED Power	Driver	Beam Up	Beam Down	CCT	Finish
	**OP1L**	**D** *Double Directional*	**12** *1200mm*	**50** *50W (Up: 10W Down:40W)*	**E** *ON-OFF* **D** *0-10V Dimming* **A** *DALI*	**F** *Frosted*	**P** *PC cover* **Y** *PC embossed cover*	**30** *3000K* **35** *3500K* **40** *4000K* **50** *5000K*	**WT** *White* **BK** *Black*

Example: OP1LD-1255E-FY40WT

Drawing	Model	Length	LED Power	Driver	Beam	CCT	Finish
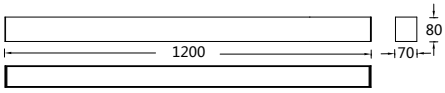	**OC1L**	**12** *1200mm*	**40** *40W*	**E** *ON-OFF* **D** *0-10V Dimming* **A** *DALI*	**P** *PC cover* **Y** *PC embossed cover*	**30** *3000K* **35** *3500K* **40** *4000K* **50** *5000K*	**WT** *White* **BK** *Black*

Example: OC1L-1240E-Y40WT

Drawing	Model	Length	LED Power	Driver	Beam	CCT	Finish
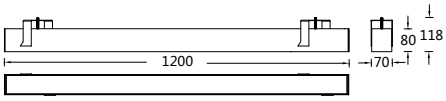	**OR1L**	**12** *1200mm*	**40** *40W*	**E** *ON-OFF* **D** *0-10V Dimming* **A** *DALI*	**P** *PC cover* **Y** *PC embossed cover*	**30** *3000K* **35** *3500K* **40** *4000K* **50** *5000K*	**WT** *White* **BK** *Black*

Example: OR1L-1240E-P30WT

Drawing	Model	Comment	Length	LED Power	Driver	Beam	CCT	Finish
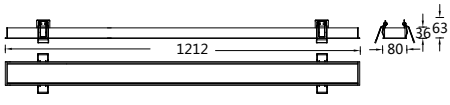	**OR1L**	**T** *Trim*	**12** *1212mm*	**40** *40W*	**E** *ON-OFF* **D** *0-10V Dimming* **A** *DALI*	**P** *PC cover* **Y** *PC embossed cover*	**30** *3000K* **35** *3500K* **40** *4000K* **50** *5000K*	**WT** *White* **BK** *Black*

Example: OR1LT-1240E-P30WT

Light Distribution

OP1LS

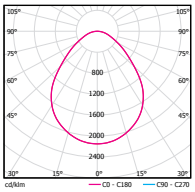

OP1LS-1240E-Y40WT-Down

0º Aiming Angle

D(M)	LUX	W	L
1	2155	2.0	2.0
2	539	4.0	4.0
3	239	6.0	6.0
4	135	8.0	8.0

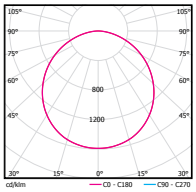

OP1LS-1240E-P40WT-Down

0º Aiming Angle

D(M)	LUX	W	L
1	1596	3.0	3.0
2	399	5.9	5.9
3	177	8.9	8.9
4	100	11.9	11.9

OP1LD

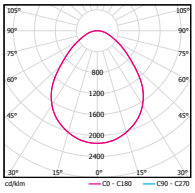

OP1LD-1250E-FY40WT-Down

0º Aiming Angle

D(M)	LUX	W	L
1	2155	2.0	2.0
2	539	4.0	4.0
3	239	6.0	6.0
4	135	8.0	8.0

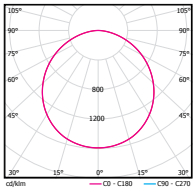

OP1LD-1250E-FP40WT-Down

0º Aiming Angle

D(M)	LUX	W	L
1	1596	3.0	3.0
2	399	5.9	5.9
3	177	8.9	8.9
4	100	11.9	11.9

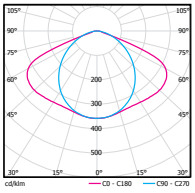

OP1LD-1250E-FP40WT-Up

0º Aiming Angle

D(M)	LUX	W	L
1	374	3.3	3.3
2	93	6.7	6.7
3	42	10.0	10.0
4	23	13.3	13.3

OC1L

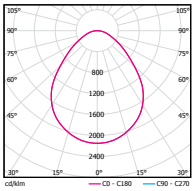

OC1L-1240E-Y40WT-Down

0º Aiming Angle

D(M)	LUX	W	L
1	2155	2.0	2.0
2	539	4.0	4.0
3	239	6.0	6.0
4	135	8.0	8.0

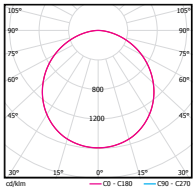

OC1L-1240E-P40WT-Down

0º Aiming Angle

D(M)	LUX	W	L
1	1596	3.0	3.0
2	399	5.9	5.9
3	177	8.9	8.9
4	100	11.9	11.9

OR1L

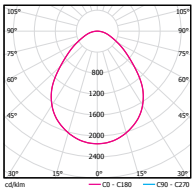

OR1L-1240E-Y40WT-Down

0º Aiming Angle

D(M)	LUX	W	L
1	2155	2.0	2.0
2	539	4.0	4.0
3	239	6.0	6.0
4	135	8.0	8.0

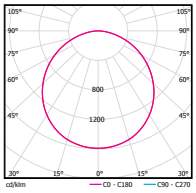

OR1L-1240E-P40WT-Down

0º Aiming Angle

D(M)	LUX	W	L
1	1596	3.0	3.0
2	399	5.9	5.9
3	177	8.9	8.9
4	100	11.9	11.9

OR1LT

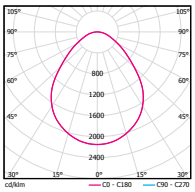

OR1LT-1240E-Y40WT

0º Aiming Angle

D(M)	LUX	W	L
1	2155	2.0	2.0
2	539	4.0	4.0
3	239	6.0	6.0
4	135	8.0	8.0

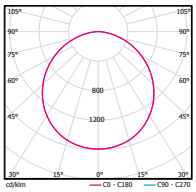

OR1LT-1240E-P40WT-Down

0º Aiming Angle

D(M)	LUX	W	L
1	1596	3.0	3.0
2	399	5.9	5.9
3	177	8.9	8.9
4	100	11.9	11.9

Accessories

Model	Description	Picture
OP5512D-L	*L-shaped splices*	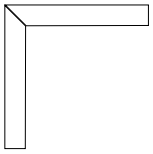
OP5512D-T	*T-shaped splices*	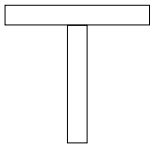
OP5512D-X	*+-shaped splices*	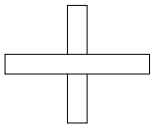

VOLO LOUVER 40MM



Body Material	*Extruded aluminum*
Optical System	*Clear lens included + SUBROSA optical system*
Finish	*Environmentally safe powder coat*
Accessories/Brackets	*Various accessories available*
Note:	*Customized service provided including dimensions for different layouts*

LED Options

	OP1SS	OP1SD	OC1S	OR1S
LED Type	*High Power LED*	*High Power LED*	*High Power LED*	*High Power LED*
CRI	*90*	*90*	*90*	*90*
LED Color Consistency	*3 SDCM*	*3 SDCM*	*3 SDCM*	*3 SDCM*
LED Color	*3000K/3500K/4000K/5000K*	*3000K/3500K/4000K/5000K*	*3000K/3500K/4000K/5000K*	*3000K/3500K/4000K/5000K*
LED Lifetime	*>50000h-L70 /B10-Ta25℃ (LM-80/TM-21)*	*>50000h-L70 /B10-Ta25℃ (LM-80/TM-21)*	*>50000h-L70 /B10-Ta25℃ (LM-80/TM-21)*	*>50000h-L70 /B10-Ta25℃ (LM-80/TM-21)*

Product Data

	OP1SS	OP1SD	OC1S	OR1S
LED Power	*30W*	*40W*	*30W*	*30W*
LED Lumen Output(4000K)	*3077lm*	*3077lm/1204lm (UP)*	*3077lm*	*3077lm*
Cutout	*/*	*/*	*/*	*□ 1270mmx45mm*
Ceiling Thickness	*/*	*/*	*/*	*5mm-25mm*
Finish Color	*White/Black*	*White/Black*	*White/Black*	*White/Black*
Net Weight	*2.0Kg*	*2.0Kg*	*2.0Kg*	*2.0Kg*

Product Light Peformance(System Lumens @3000K)

Model	Beam	24°	36°	45°
OP1SS	**30**	*2400lm*	*2400lm*	*2400lm*
OP1SD	**40**	*3200lm*	*3200lm*	*3200lm*
OC1S	**30**	*2400lm*	*2400lm*	*2400lm*
OR1S	**30**	*2400lm*	*2400lm*	*2400lm*

Model Number

Drawing	Model	Comment	Length	LED Power	Driver	Beam	CCT	Finish
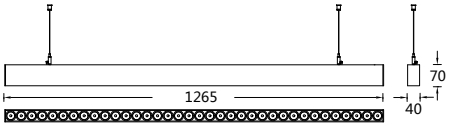	**OP1S**	**S** *Single Directional*	**12** *1265mm*	**30** *30W*	**E** *ON-OFF* **D** *0-10V Dimming* **A** *DALI*	**2** *24°* **3** *36°* **4** *45°*	**30** *3000K* **35** *3500K* **40** *4000K* **50** *5000K*	**WT** *White* **BK** *Black*

Example: OP1SS-1230E-230WT

Drawing	Model	Comment	Length	LED Power	Driver	Beam Up	Beam Down	CCT	Finish
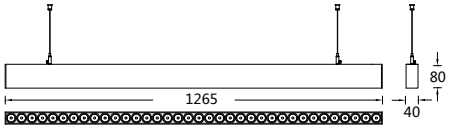	**OP1S**	**D** *Double Directional*	**12** *1265mm*	**40** *40W (Up: 10W Down:30W)*	**E** *ON-OFF* **D** *0-10V Dimming* **A** *DALI*	**F** *Frosted*	**2** *24°* **3** *36°* **4** *45°*	**30** *3000K* **35** *3500K* **40** *4000K* **50** *5000K*	**WT** *White* **BK** *Black*

Example: OP1SD-1240E-F340WT

Drawing	Model	Length	LED Power	Driver	Beam	CCT	Finish
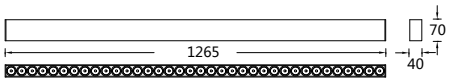	**OC1S**	**12** *1265mm*	**30** *30W*	**E** *ON-OFF* **D** *0-10V Dimming* **A** *DALI*	**2** *24°* **3** *36°* **4** *45°*	**30** *3000K* **35** *3500K* **40** *4000K* **50** *5000K*	**WT** *White* **BK** *Black*

Example: OC1S-1230E-240WT

Drawing	Model	Length	LED Power	Driver	Beam	CCT	Finish
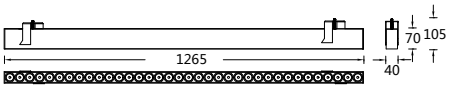	**OR1S**	**12** *1265mm*	**30** *30W*	**E** *ON-OFF* **D** *0-10V Dimming* **A** *DALI*	**2** *24°* **3** *36°* **4** *45°*	**30** *3000K* **35** *3500K* **40** *4000K* **50** *5000K*	**WT** *White* **BK** *Black*

Example: OR1S-1230E-240WT

Light Distribution

OP1SS

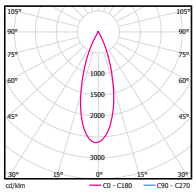

OP1SS-1230E-230WT

0° Aiming Angle

D(M)	LUX	W	L
1	8000	0.4	0.4
2	2000	0.9	0.9
3	889	1.3	1.3
4	500	1.7	1.7

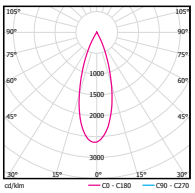

OP1SS-1230E-330WT

0° Aiming Angle

D(M)	LUX	W	L
1	6000	0.6	0.6
2	1500	1.3	1.3
3	667	1.9	1.9
4	375	2.6	2.6

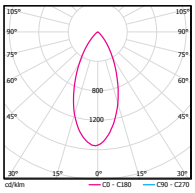

OP1SS-1230E-430WT

0° Aiming Angle

D(M)	LUX	W	L
1	4800	0.8	0.8
2	1200	1.7	1.7
3	533	2.5	2.5
4	300	3.3	3.3

OP1SD

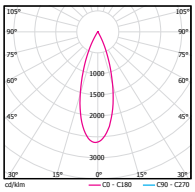

OP1SD-1240E-F230WT

0° Aiming Angle

D(M)	LUX	W	L
1	8000	0.4	0.4
2	2000	0.9	0.9
3	889	1.3	1.3
4	500	1.7	1.7

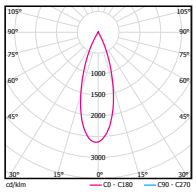

OP1SD-1240E-F330WT

0° Aiming Angle

D(M)	LUX	W	L
1	6000	0.6	0.6
2	1500	1.3	1.3
3	667	1.9	1.9
4	375	2.6	2.6

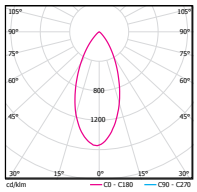

OP1SD-1240E-F430WT

0° Aiming Angle

D(M)	LUX	W	L
1	4800	0.8	0.8
2	1200	1.7	1.7
3	533	2.5	2.5
4	300	3.3	3.3

OC1S

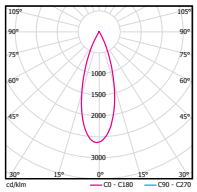

OC1S-1230E-230WT

0° Aiming Angle

D(M)	LUX	W	L
1	8000	0.4	0.4
2	2000	0.9	0.9
3	889	1.3	1.3
4	500	1.7	1.7

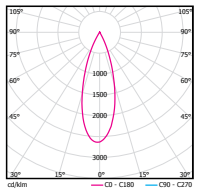

OC1S-1230E-330WT

0° Aiming Angle

D(M)	LUX	W	L
1	6000	0.6	0.6
2	1500	1.3	1.3
3	667	1.9	1.9
4	375	2.6	2.6

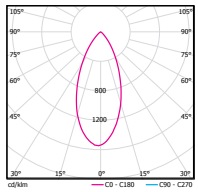

OC1S-1230E-430WT

0° Aiming Angle

D(M)	LUX	W	L
1	4800	0.8	0.8
2	1200	1.7	1.7
3	533	2.5	2.5
4	300	3.3	3.3

Light Distribution

OR 1S

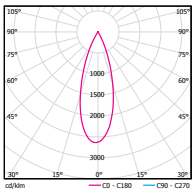

OR1S-1230E-230WT

0° Aiming Angle

D(M)	LUX	W	L
1	8000	0.4	0.4
2	2000	0.9	0.9
3	889	1.3	1.3
4	500	1.7	1.7

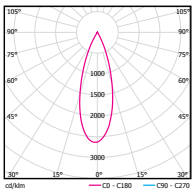

OR1S-1230E-330WT

0° Aiming Angle

D(M)	LUX	W	L
1	6000	0.6	0.6
2	1500	1.3	1.3
3	667	1.9	1.9
4	375	2.6	2.6

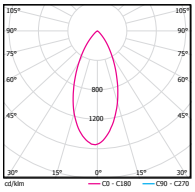

OR1S-1230E-430WT

0° Aiming Angle

D(M)	LUX	W	L
1	4800	0.8	0.8
2	1200	1.7	1.7
3	533	2.5	2.5
4	300	3.3	3.3

Accessories

Model	Description	Picture
OP5512D-L	*L-shaped splices*	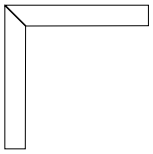
OP5512D-T	*T-shaped splices*	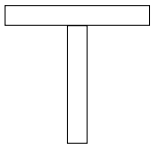
OP5512D-X	*+-shaped splices*	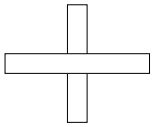

VOLO LOUVER 55MM



Body Material	*Extruded aluminum*
Optical System	*Clear lens included + SUBROSA optical system*
Finish	*Environmentally safe powder coat*
Accessories/Brackets	*Various accessories available*
Note:	*Customized service provided including dimensions for different layouts*

LED Options

	OP1MS	OP1MD	OC1M	OR1M
LED Type	*High Power LED*	*High Power LED*	*High Power LED*	*High Power LED*
CRI	*90*	*90*	*90*	*90*
LED Color Consistency	*3 SDCM*	*3 SDCM*	*3 SDCM*	*3 SDCM*
LED Color	*3000K/3500K/4000K/5000K*	*3000K/3500K/4000K/5000K*	*3000K/3500K/4000K/5000K*	*3000K/3500K/4000K/5000K*
LED Lifetime	*>50000h-L70 /B10-Ta25℃ (LM-80/TM-21)*	*>50000h-L70 /B10-Ta25℃ (LM-80/TM-21)*	*>50000h-L70 /B10-Ta25℃ (LM-80/TM-21)*	*>50000h-L70 /B10-Ta25℃ (LM-80/TM-21)*

Product Data

	OP1MS	OP1MD	OC1M	OR1M
LED Power	*35W*	*45W*	*35W*	*35W*
LED Lumen Output(4000K)	*2556lm*	*2556lm/1255lm (UP)*	*2556lm*	*2556lm*
Cutout	*/*	*/*	*/*	*□ 1210mmx60mm*
Ceiling Thickness	*/*	*/*	*/*	*5mm-25mm*
Finish Color	*White/Black*	*White/Black*	*White/Black*	*White/Black*
Net Weight	*2.2Kg*	*2.2Kg*	*2.2Kg*	*2.2Kg*

Product Light Peformance(System Lumens @3000K)

Model	Beam	24°	36°	45°
OP1MS	**35**	*2800lm*	*2800lm*	*2800lm*
OP1MD	**45**	*3600lm*	*3600lm*	*3600lm*
OC1M	**35**	*2800lm*	*2800lm*	*2800lm*
OR1M	**35**	*2800lm*	*2800lm*	*2800lm*

Model Number

Drawing	Model	Comment	Length	LED Power	Driver	Beam	CCT	Finish
	**OP1M**	**S** *Single Directional*	**12** *1205mm*	**35** *35W*	**E** *ON-OFF* **D** *0-10V Dimming* **A** *DALI*	**2** *24°* **3** *36°* **4** *45°*	**30** *3000K* **35** *3500K* **40** *4000K* **50** *5000K*	**WT** *White* **BK** *Black*

Example: OP1MS-1235E-240WT

Drawing	Model	Comment	Length	LED Power	Driver	Beam Up	Beam Down	CCT	Finish
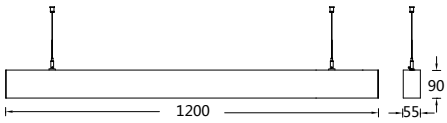	**OP1M**	**D** *Double Directional*	**12** *1205mm*	**45** *45W (Up: 10W Down:35W)*	**E** *ON-OFF* **D** *0-10V Dimming* **A** *DALI*	**F** *Frosted*	**2** *24°* **3** *36°* **4** *45°*	**30** *3000K* **35** *3500K* **40** *4000K* **50** *5000K*	**WT** *White* **BK** *Black*

Example: OP1MD-1245E-240WT

Drawing	Model	Length	LED Power	Driver	Beam	CCT	Finish
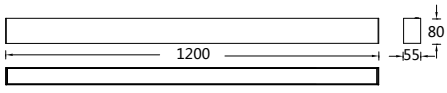	**OC1M**	**12** *1205mm*	**35** *35W*	**E** *ON-OFF* **D** *0-10V Dimming* **A** *DALI*	**2** *24°* **3** *36°* **4** *45°*	**30** *3000K* **35** *3500K* **40** *4000K* **50** *5000K*	**WT** *White* **BK** *Black*

Example: OC1M-1235E-240WT

Drawing	Model	Length	LED Power	Driver	Beam	CCT	Finish
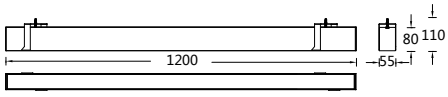	**OR1M**	**12** *1205mm*	**35** *35W*	**E** *ON-OFF* **D** *0-10V Dimming* **A** *DALI*	**2** *24°* **3** *36°* **4** *45°*	**30** *3000K* **35** *3500K* **40** *4000K* **50** *5000K*	**WT** *White* **BK** *Black*

Example: OR1M-1235E-240WT

Light Distribution

OP1MS

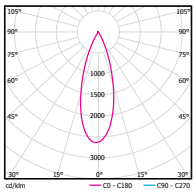

OP1MS-1235E-230WT

0º Aiming Angle

D(M)	LUX	W	L
1	8000	0.4	0.4
2	2000	0.9	0.9
3	889	1.3	1.3
4	500	1.7	1.7

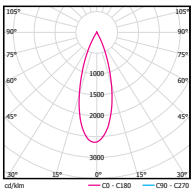

OP1MS-1235E-330WT

0º Aiming Angle

D(M)	LUX	W	L
1	6000	0.6	0.6
2	1500	1.3	1.3
3	667	1.9	1.9
4	375	2.6	2.6

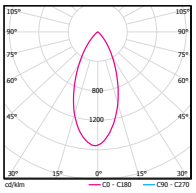

OP1MS-1235E-430WT

0º Aiming Angle

D(M)	LUX	W	L
1	4800	0.8	0.8
2	1200	1.7	1.7
3	533	2.5	2.5
4	300	3.3	3.3

OP1MD

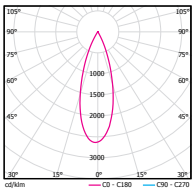

OP1MD-1245E-F230WT

0º Aiming Angle

D(M)	LUX	W	L
1	8000	0.4	0.4
2	2000	0.9	0.9
3	889	1.3	1.3
4	500	1.7	1.7

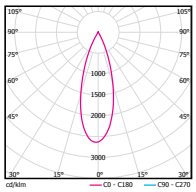

OP1MD-1245E-F330WT

0º Aiming Angle

D(M)	LUX	W	L
1	6000	0.6	0.6
2	1500	1.3	1.3
3	667	1.9	1.9
4	375	2.6	2.6

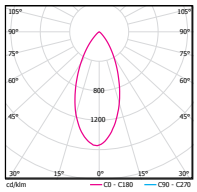

OP1MD-1245E-F430WT

0º Aiming Angle

D(M)	LUX	W	L
1	4800	0.8	0.8
2	1200	1.7	1.7
3	533	2.5	2.5
4	300	3.3	3.3

OC1M

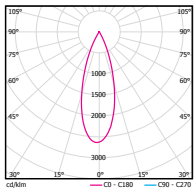

OC1M-1235E-230WT

0º Aiming Angle

D(M)	LUX	W	L
1	8000	0.4	0.4
2	2000	0.9	0.9
3	889	1.3	1.3
4	500	1.7	1.7

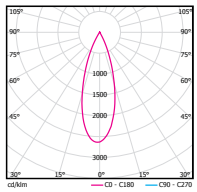

OC1M-1235E-330WT

0º Aiming Angle

D(M)	LUX	W	L
1	6000	0.6	0.6
2	1500	1.3	1.3
3	667	1.9	1.9
4	375	2.6	2.6

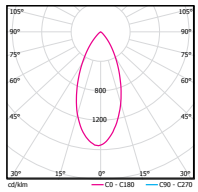

OC1M-1235E-430WT

0º Aiming Angle

D(M)	LUX	W	L
1	4800	0.8	0.8
2	1200	1.7	1.7
3	533	2.5	2.5
4	300	3.3	3.3

Light Distribution

OR 1M

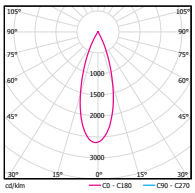

OR1M-1235E-230WT

0° Aiming Angle

D(M)	LUX	W	L
1	8000	0.4	0.4
2	2000	0.9	0.9
3	889	1.3	1.3
4	500	1.7	1.7

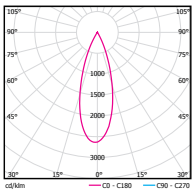

OR1M-1235E-330WT

0° Aiming Angle

D(M)	LUX	W	L
1	6000	0.6	0.6
2	1500	1.3	1.3
3	667	1.9	1.9
4	375	2.6	2.6

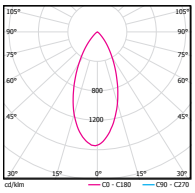

OR1M-1235E-430WT

0° Aiming Angle

D(M)	LUX	W	L
1	4800	0.8	0.8
2	1200	1.7	1.7
3	533	2.5	2.5
4	300	3.3	3.3

Accessories

Model	Description	Picture
OP5512D-L	*L-shaped splices*	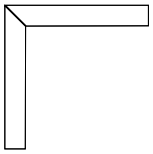
OP5512D-T	*T-shaped splices*	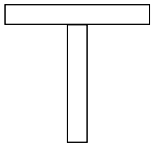
OP5512D-X	*+-shaped splices*	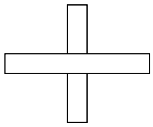

VOLO DECORATIVE CHANDELIER



Body Material	*Extruded aluminum(OP3E/OP3D/OP3C)* *Extruded aluminum + Marble(OP3A)*
Optical System	*Clear lens included*
Finish	*Environmentally safe powder coat*

LED Options

	OP3A	OP3D	OP3C	OP3E
LED Type	*High Power LED*	*High Power LED*	*High Power LED*	*High Power LED*
CRI	*90*	*90*	*90*	*90*
LED Color Consistency	*3 SDCM*	*3 SDCM*	*3 SDCM*	*3 SDCM*
LED Color	*3000K*	*3000K/4000K*	*3000K/4000K*	*3000K/4000K*
LED Lifetime	*>50000h-L70 /B10-Ta25℃ (LM-80/TM-21)*	*>50000h-L70 /B10-Ta25℃ (LM-80/TM-21)*	*>50000h-L70 /B10-Ta25℃ (LM-80/TM-21)*	*>50000h-L70 /B10-Ta25℃ (LM-80/TM-21)*

Product Data

	OP3A	OP3D	OP3C	OP3E
LED Power	*11W*	*36W*	*36W*	*24W/30W/36W*
LED Lumen Output(3000K)	*1500lm*	*5000lm*	*5000lm*	*3360lm/4200lm/5040lm*
Finish Color	*Aged Brass*	*White/Black*	*White/Black*	*White/Black*
Net Weight	*3.9kg*	*6.15Kg*	*4.6Kg*	*1.2m:2.6Kg/1.5m:3.2Kg/1.8m:3.8Kg*

Product Light Peformance(System Lumens @3000K)

Model	Beam	Crystal / Marble	PC embossed cover
OP3A	**11**	*1500lm*	*/*
OP3D	**36**	*/*	*5000lm*
OP3C	**36**	*/*	*5000lm*
OP3E	**24**	*/*	*3360lm*
	30	*/*	*4200lm*
	35	*/*	*5040lm*

Model Number

Drawing	Model	Comment	Length	LED Power	Driver	Beam	CCT	Finish
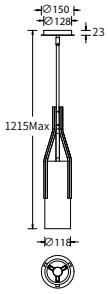	**OP3A**	**S** *Single Directional*	**01** *118mm*	**11** *11W*	**E** *ON-OFF* **D** *0-10V Dimming*	**C** *crystal / marble*	**30** *3000K*	**AB** *Aged Brass*

Example: OP3AS-0111E-C30AB

Drawing	Model	Comment	Length	LED Power	Driver	Beam	CCT	Finish
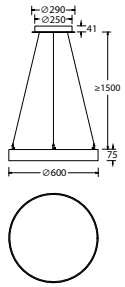	**OP3D**	**S** *Single Directional*	**06** *600mm*	**36** *36W*	**E** *ON-OFF* **D** *0-10V Dimming* **A** *DALI*	**Y** *PC embossed cover*	**30** *3000K* **40** *4000K*	**WT** *White* **BK** *Black*

Example: OP3DS-0636E-Y40WT

Drawing	Model	Comment	Length	LED Power	Driver	Beam	CCT	Finish
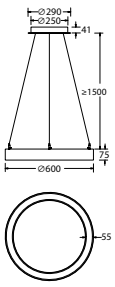	**OP3C**	**S** *Single Directional*	**06** *600mm*	**36** *36W*	**E** *ON-OFF* **D** *0-10V Dimming* **A** *DALI*	**Y** *PC embossed cover*	**30** *3000K* **40** *4000K*	**WT** *White* **BK** *Black*

Example: OP3CS-0636E-Y40WT

Drawing	Model	Comment	Length	LED Power	Driver	Beam	CCT	Finish
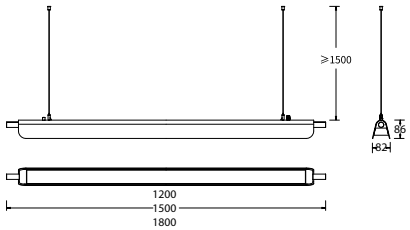	**OP3E**	**S** *Single Directional*	**12** *1200mm* **15** *1500mm* **18** *1800mm*	**24** *24W* **30** *30W* **35** *35W*	**E** *ON-OFF* **D** *0-10V Dimming* **A** *DALI*	**Y** *PC embossed cover*	**30** *3000K* **40** *4000K*	**WT** *White* **BK** *Black*

Example: OP3ES-1836E-Y40WT

TAPE LIGHT

PIXELS 377

INVISILED® TAPE LIGHT 381

INVISILED® NEON 389

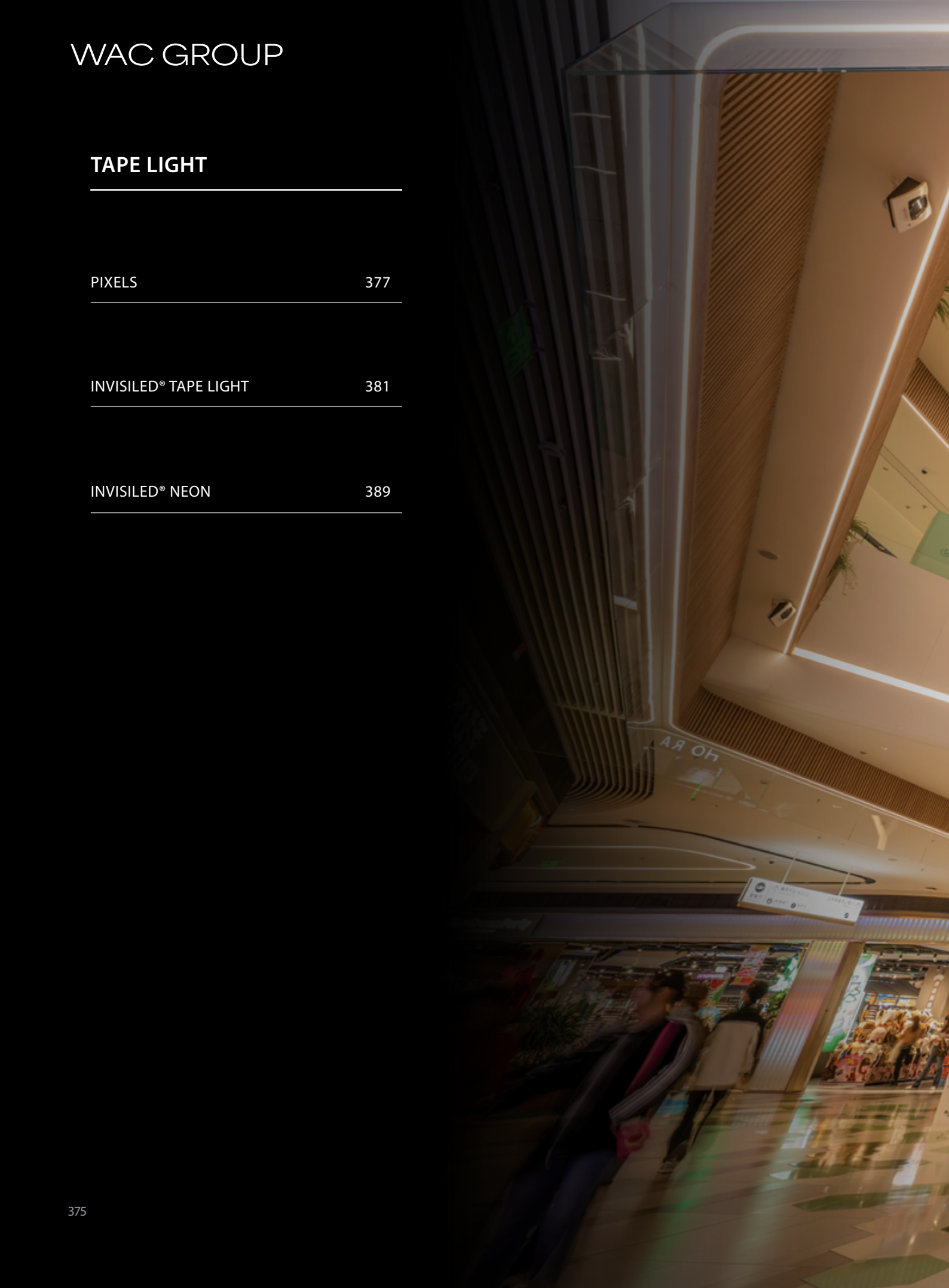



Xi'an Livat Center
Xi'an Shaanxi Province

PIXELS

Infinitely adaptable and easily specifiable. Extend the boundaries of what can be illuminated with PIXELS, a Configurable LED Light Sheet for backlighting. It is a versatile solution to evenly illuminate architectural surfaces and signage without occupying too much space or complicating the installation. Backlight your translucent marble countertop or quartz backsplash to create a very unique light source. Cut vertically or horizontally in the field to accommodate cabinets, workbenches, mantels and other spaces. Powered through daisy-chaining integral connectors along its edges, PIXELS can be mounted by applying 3M-construction adhesive or staples. Ideal for both interior and covered exterior environments.



WAC Shanghai Showroom
Shanghai

PIXELS LED



Body Material	*Flexible metal PCB board*

LED Options

	Single Cut	Group Cutting Mono	Group Cutting Tunable	Group Cutting RGBW
LED Type	*SMD*	*SMD*	*SMD*	*SMD*
CRI	*90*	*90*	*90*	*90*
LED Color Consistency	*3 SDCM*	*3 SDCM*	*3 SDCM*	*3 SDCM*
LED Color	*2700K/3000K/3500K/4000K 5000K*	*2700K/3000K/4000*	*2700K-6500K(Tunable)*	*RGBW (3000K)/ RGBW (4000K)*
LED Lifetime	*>50000h-L70 /B10-Ta25℃ (LM-80/TM-21)*	*>50000h-L70 /B10-Ta25℃ (LM-80/TM-21)*	*>50000h-L70 /B10-Ta25℃ (LM-80/TM-21)*	*>50000h-L70 /B10-Ta25℃ (LM-80/TM-21)*

Product Data

	Single Cut	Group Cutting Mono	Group Cutting Tunable	Group Cutting RGBW
LED Power	*10W/pcs / 20W/pcs*	*45W/pcs MAX*	*90W/pcs MAX*	*80W/pcs MAX*
Size	*☐ 305mm x 610mm*	*☐ 240mm x 480mm*	*☐ 240mm x 480mm/*	*☐ 240mm x 480mm/*
Net Weight	*0.25Kg/pcs*	*0.3Kg/pcs*	*0.3Kg/pcs*	*0.3Kg/pcs*

Model Number

Drawing	Model	LED Power	Length	CRI	CCT
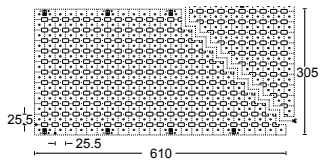	**LED-P**	**10** *10W/pcs* **20** *20W/pcs*	**3060** *305mm x 610mm*	**9** *90*	**27** *2700K* **30** *3000K* **35** *3500K* **40** *4000K* **50** *5000K*

Example: LED-P10-3060-927

Drawing	Model	LED Power	Length	CRI	CCT	Series
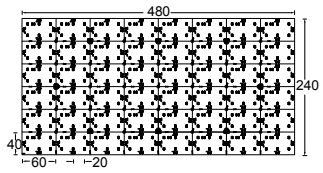	**LED-P**	**45** *45W/pcs Max*	**2448** *240mm x 480mm*	**9** *90*	**27** *2700K* **30** *3000K* **40** *4000K*	**G**

Example: LED-P45-2448-927G

Drawing	Model	LED Power	Length	CCT	Series
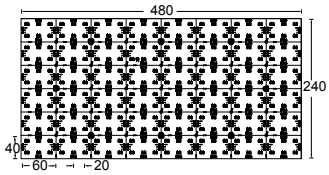	**LED-P**	**90** *90W/pcs Max*	**2448** *240mm x 480mm*	**CC** *2700K-6500K (Tunable)*	**G**

Example: LED-P90-2448-CCG

Drawing	Model	LED Power	Length	CCT	Series
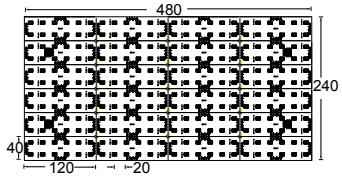	**LED-P**	**80** *80W/pcs Max*	**2448** *240mm x 480mm*	**F3** *RGBW (3000K)* **F4** *RGBW (4000K)*	**G**

Example: LED-P80-2448-F3G



INVISILED® TAPE LIGHT

Sophisticated custom lighting made simple for homes, hotels, restaurants and other spaces, our energy efficient InvisiLED® LED Tape Lighting Systems present enormous possibilities for any space.



The Sunshine Insurance Financial Center Building
Beijing

INVISILED®TAPE LIGHT

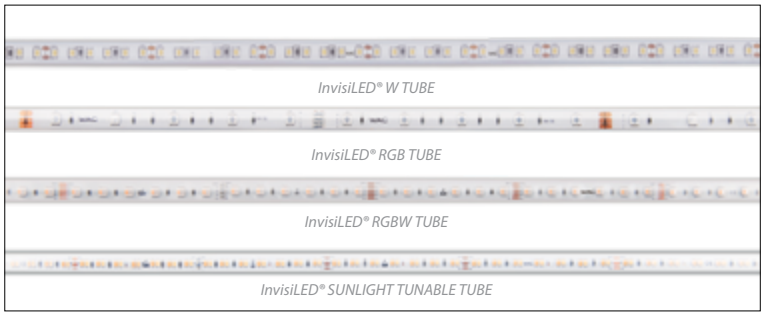

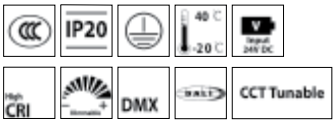

Body Material	*Flexible silicone cased tape light*
Finish	*Clear silicone casing*
Dimming control	*InvisiLED® dims beautifully with ELV wired or wireless controllers including 0-10V, DMX or DALI*
Accessories/Brackets	*Various accessories available*

LED Options

	InvisiLED® W TUBE	InvisiLED® RGB TUBE	InvisiLED® RGBW TUBE	InvisiLED® SUNLIGHT TUNABLE TUBE
LED Type	*SMD*	*SMD*	*SMD*	*SMD*
CRI	*90*		*90*	*90*
LED Color Consistency	*3 SDCM*	*3 SDCM*	*3 SDCM*	*3 SDCM*
LED Color	*2700K/3000K/3500K/4000K 5000K*	*RGBW*	*RGBW (3000K) RGBW (4000K) RGBW (5000K)*	*2200K-6000K(Tunable)*
LED Lifetime	*>50000h-L70 /B10-Ta25℃ (LM-80/TM-21)*	*>50000h-L70 /B10-Ta25℃ (LM-80/TM-21)*	*>50000h-L70 /B10-Ta25℃ (LM-80/TM-21)*	*>50000h-L70 /B10-Ta25℃ (LM-80/TM-21)*

Product Data

	InvisiLED® W TUBE	InvisiLED® RGB TUBE	InvisiLED® RGBW TUBE	InvisiLED® SUNLIGHT TUNABLE TUBE
LED Power	*3W/m 60pcs 6W/m 60pcs 10W/m 72pcs 13W/m 120pcs 17W/m 140pcs*	*6W/m / 12W/m*	*20W/m*	*10W/m / 20W/m*
Net Weight	*0.1Kg/m*	*0.1Kg/m*	*0.1Kg/m*	*0.1Kg/m*

Model Number

Drawing	Model	LED Power	Length	CRI	CCT
3W/m 6W/m 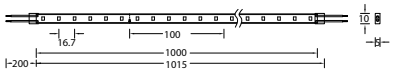 10W/m 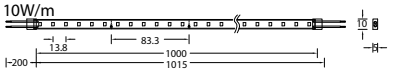 13W/m 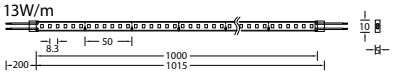 17W/m 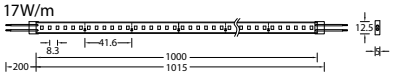 	**LED-TCE**	**03** *3W/m 60pcs* **06** *6W/m 60pcs* **10** *10W/m 72pcs* **13** *13W/m 120pcs* **17** *17W/m 140pcs*	**10** *1m* **50** *5m*	**9** *Ra≥90*	**27** *2700K* **30** *3000K* **35** *3500K* **40** *4000K* **50** *5000K*

Example: LED-TCE-0310T-927W

Drawing	Model	LED Power	Length	Feature	Series
6W/m 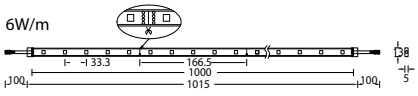 12W/m 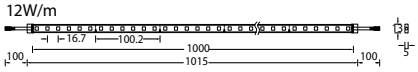 	**LED-TCE**	**06** *6W/m* **12** *12W/m*	**10** *1m* **30** *3m*	**T** *Tube*	**RGB**

Example: LED-TCE-0610T-RGB

Drawing	Model	LED Power	Length	Feature	CCT	Series
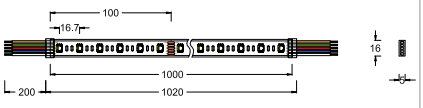 	**LED-TCE**	**10** *10W/m* **20** *20W/m*	**2448** *240mm x 480mm*	**T** *Tube*	**F3** *RGBW(3000K)* **F4** *RGBW(4000K)* **F6** *RGBW(5000K)*	**G**

Example: LED-TCE-2010T-F3G

Model Number

Drawing	Model	LED Power	Length	Feature	CCT	Series
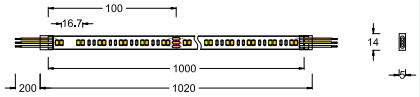	**LED-TCE**	**10** *10W/m* **20** *20W/m*	**10** *1m* **50** *5m*	**T** *Tube*	**CC** *2200K-6000K (Tunable)*	**G**

Example: LED-TCE-1010T-CCG

Accessories

Model	Description	Pictures	Applicable Products
LED-T10-1508	*Channel for 17W LED tape, length 965mm*		**InvisiLED® SUNLIGHT TUNABLE TUBE**
LED-T10-1608	*Channel for 3W/6W/10W/13W LED tape, length 965mm*		**InvisiLED® W TUBE**
LED-T10-1708	*Channel for 17W LED tape, length 965mm*		**InvisiLED® W TUBE**
LED-T10-1809	*PC slot for RGBW light strip, length 970mm*		**InvisiLED® RGBW TUBE**

*** Power and Accessories need to be ordered separately.**

INVISILED®TAPE LIGHT COB



Body Material	*Flexible copper FPCB board, stainless steel anti-pull piece*
Dimming control	*It is determined according to the adaptation of the 24V DC power supply*
Accessories/Brackets	*Various accessories available*

LED Options

	LED-COB
LED Type	*SMD*
CRI	*90*
LED Color Consistency	*3 SDCM*
LED Color	*2700K/3000K/4000K*
LED Lifetime	*>50000h-L70 /B10- Ta25°C (LM-80/TM-21)*

Product Data

	LED-COB
LED Power	*12W/m*
Net Weight	*0.2Kg/m*

Model Number

Drawing	Model	LED Power	Length	Feature	CRI	CCT	Series
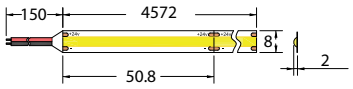	**LED-COB**	**12** *12W/m*	**45** *4.5m*	**T** *Constant voltage 24V DC*	**9** *Ra≥90*	**27** *2700K* **30** *3000K* **40** *4000K*	**A**

Example: LED-COB-1245T-930A

Accessories

Model	Description	Pictures
LED-COB-001WT	*Splice connector 2PIN*	
LED-COB-002WT	*Jumper connector 2PIN*	
LED-COB-003WT	*Connector with cables 2PIN*	

*** Power and Accessories need to be ordered separately.**



INVISILED® NEON

The InvisiLED® NEON Tape ensures continuous and uniform light output without visible bright spots. Available with an IP20 rating, the tape is widely used in hotels, villas, and other commercial spaces, as well as for indoor contour outlining and shape creation.



Renaissance Changzhou Wujin Hotel
Changzhou, Jiangsu Province

INVISILED®NEON HORIZONTAL & VERTICAL



Body Material	*Flexible silicone cased tape light*
Optical System	*Silicone Microstructure*
Finish	*High quality extruded silicone casing*
Accessories/Brackets	*Clips and channels*

LED Options

	FLSH(HORIZONTAL)	FLSV(VERTICAL)
LED Type	*SMD*	*SMD*
CRI	*90*	*90*
LED Color Consistency	*3 SDCM*	*3 SDCM*
LED Color	*2700K/3000K/3500K/4000K 5000K*	*2700K/3000K/3500K/4000K 5000K*
LED Lifetime	*>50000h-L70 /B10-Ta25℃ (LM-80/TM-21)*	*>50000h-L70 /B10-Ta25℃ (LM-80/TM-21)*

Product Data

	FLSH(HORIZONTAL)	FLSV(VERTICAL)
LED Power	*6W/m / 10W/m*	*6W/m / 10W/m*
LED Lumen Output(3000K)	*690lm/1150lm*	*690lm/1150lm*
Finish Color	*White*	*White*
Net Weight	*0.3Kg/m*	*0.3Kg/m*

Model Number

Drawing	Model	LED Power	Length	Size	Dimming	CCT	Power Feed Type	IP	Finish
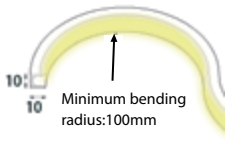	**FLSH**	**06** *6W/m* **10** *10W/m*	**10** *1m* **20** *2m* **30** *3m* **40** *4m* **50** *5m*	**D** *10x10mm*	**E** *ON-OFF*	**27** *2700K* **30** *3000K* **40** *4000K*	**S** *Side* **B** *Bottom* **F** *Front*	**2** *IP20*	**WT** *White*

Example: FLSH-0610D-E30S2WT
Note: Length can be provided in units of 0.1 meters. Model example: FLSH-0615D-E30S2WT (where "15" represents a length of 1.5 meters).

Drawing	Model	LED Power	Length	Size	Dimming	CCT	Power Feed Type	IP	Finish
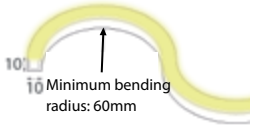	**FLSV**	**06** *6W/m* **10** *10W/m*	**10** *1m* **20** *2m* **30** *3m* **40** *4m* **50** *5m*	**D** *10x10mm*	**E** *ON-OFF*	**27** *2700K* **30** *3000K* **40** *4000K*	**S** *Side* **B** *Bottom* **F** *Front*	**2** *IP20*	**WT** *White*

Example: FLSV-0610D-E30S2WT
Note: Length can be provided in units of 0.1 meters.
Model example: FLSV-0615D-E30S2WT(where "15" represents a length of 1.5 meters).

Accessories

Item	Model	Description	Drawing
10mm Mono	**FLSH-A-AC**	*Clips for H series 10x10mm width,3pcs/m Order separately*	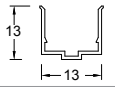
	FLSH-A-CH	*Specified fixed Channel for H series 13mm width,965mm length Need to be ordered separately*	

WALL LUMINAIRES

GLOW II 395

GLOW II IP20 397
GLOW II IP54 399

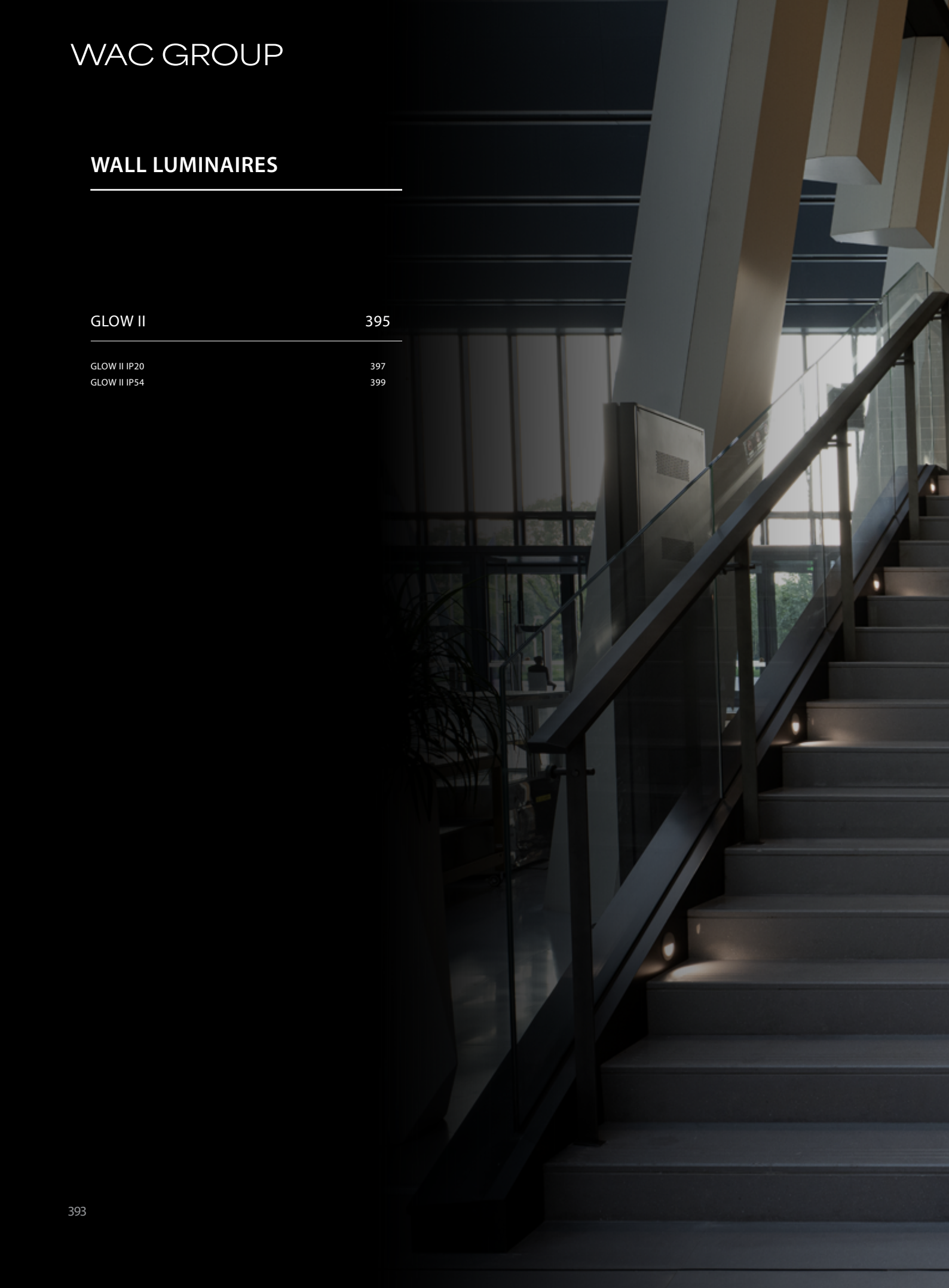



Wuxi International Conference Center
Wuxi,Jiangsu Province

GLOW II

The GLOW II series of LED square embedded skirting lights are suitable for standard 86 boxes. They have excellent anti-glare effects, featuring a micro-prismatic anti-glare mask, which ensures uniform light output. The frame and the light-emitting mask can be replaced by hand. There are two options available: the ordinary ON/OFF type and the sensor type. These lights are mainly installed near the ground and are used for lighting during a small amount of nighttime activities. They are applicable to places such as clubs, guest rooms, corridors, and other venues.







GLOW II IP20



Body Material	*Extruded aluminum*
Optical System	*Micro-prismatic anti-glare face shield*
Finish	*Environmentally safe powder coat*
Accessories/Brackets	*Various accessories available*
Sensing	*The sensing angle is 120°, the sensing distance is 1-3 meters , the delay time is 25-35 seconds, and the photosensitive activation is at 15 lx*

LED Options

	WLA	WLB	WLC
LED Type	*SMD*	*SMD*	*SMD*
CRI	*90*	*90*	*90*
LED Color Consistency	*3 SDCM*	*3 SDCM*	*3 SDCM*
LED Color	*2700K/3000K/4000K*	*2700K/3000K/4000K*	*2700K/3000K/4000K*
LED Lifetime	*>50,000h-L70 / B10-Ta25℃ (LM-80/TM-21)*	*>50,000h-L70 / B10-Ta25℃ (LM-80/TM-21)*	*>50,000h-L70 / B10-Ta25℃ (LM-80/TM-21)*

Product Data

	WLA	WLB	WLC
LED Power	*1W*	*1W*	*1W*
LED Lumen Output(3000K)	*115lm*	*115lm*	*115lm*
Cutout	*Standard 86 box*	*Standard 86 box*	*Standard 86 box*
Finish Color	*White*	*White*	*White*
Net Weight	*0.2Kg*	*0.2Kg*	*0.2Kg*

Product Light Peformance

WLA	
WLB	
WLC	

Model Number

Drawing	Model	Size	Trim	LED Power	Driver	Beam	CCT	Reflector	Finish
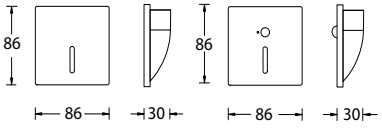 WLA35-LD01E WLA35-LD01G	**WLA**	**3** *3"*	**5** *Square Trim*	**LD01** *1W*	**E** *ON-OFF* **G** *Radar Sensing*	**W** *Wall Washer*	**27** *2700K* **30** *3000K* **40** *4000K*	**B** *Black*	**WT** *White*

Example: WLA35-LD01E-W27BWT

Drawing	Model	Size	Trim	LED Power	Driver	Beam	CCT	Reflector	Finish
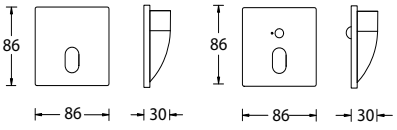 WLB35-LD01E WLB35-LD01G	**WLB**	**3** *3"*	**5** *Square Trim*	**LD01** *L1W*	**E** *ON-OFF* **G** *Radar Sensing*	**W** *Wall Washer*	**27** *2700K* **30** *3000K* **40** *4000K*	**B** *Black*	**WT** *White*

Example: WLB35-LD01E-W27BWT

Drawing	Model	Size	Trim	LED Power	Driver	Beam	CCT	Reflector	Finish
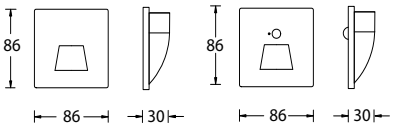 WLC35-LD01E WLC35-LD01G	**WLC**	**3** *3"*	**5** *Square Trim*	**LD01** *1W*	**E** *ON-OFF* **G** *Radar Sensing*	**W** *Wall Washer*	**27** *2700K* **30** *3000K* **40** *4000K*	**B** *Black*	**WT** *White*

Example: WLC35-LD01E-W27BWT

Accessories

Model	ON-OFF control panel	Induction control panel	ON-OFF control panel	Induction control panel	ON-OFF control panel	Induction control panel
						
WLA35	PART-WLA35-01WT	PART-WLA35-02WT	/	/	/	/
WLB35	/	/	PART-WLB35-01WT	PART-WLB35-02WT	/	/
WLC35	/	/	/	/	PART-WLC35-01WT	PART-WLC35-02WT

GLOW II IP54



Body Material	*Extruded aluminum*
Optical System	*Micro-prismatic anti-glare face shield*
Finish	*Environmentally safe powder coat*
Accessories/Brackets	*Various accessories available*
Sensing	*The sensing angle is 120°, the sensing distance is 1-3 meters , the delay time is 25-35 seconds, and the photosensitive activation is at 15 lx*

LED Options

	WLD	WLE	WLF
LED Type	*SMD*	*SMD*	*SMD*
CRI	*90*	*90*	*90*
LED Color Consistency	*3 SDCM*	*3 SDCM*	*3 SDCM*
LED Color	*2700K/3000K/4000K*	*2700K/3000K/4000K*	*2700K/3000K/4000K*
LED Lifetime	*>50,000h-L70 / B10-Ta25℃ (LM-80/TM-21)*	*>50,000h-L70 / B10-Ta25℃ (LM-80/TM-21)*	*>50,000h-L70 / B10-Ta25℃ (LM-80/TM-21)*

Product Data

	WLD	WLE	WLF
LED Power	*2.5W*	*2.5W*	*2.5W*
LED Lumen Output(3000K)	*287lm*	*287lm*	*287lm*
Cutout	*Standard 86 box*	*Standard 86 box*	*Standard 86 box*
Finish Color	*White*	*White*	*White*
Net Weight	*0.2Kg*	*0.2Kg*	*0.2Kg*

Product Light Peformance

WLD	
WLE	
WLF	

Model Number

Drawing	Model	Size	Trim	LED Power	Driver	Beam	CCT	Reflector	Finish
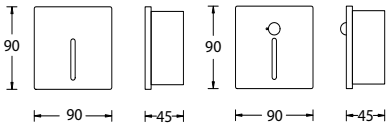 **WLD35-LD02E** **WLD35-LD02G**	**WLD**	**3** *3"*	**5** *Square Trim*	**LD02** *LED 2.5W*	**E** *ON-OFF* **G** *Radar Sensing*	**W** *Wall Washer*	**27** *2700K* **30** *3000K* **40** *4000K*	**B** *Black*	**WT** *White*

Example: WLD35-LD02E-W27BWT

Drawing	Model	Size	Trim	LED Power	Driver	Beam	CCT	Reflector	Finish
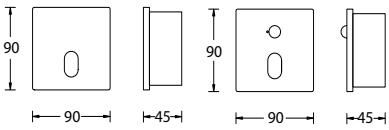 **WLE35-LD02E** **WLE35-LD02G**	**WLD**	**3** *3"*	**5** *Square Trim*	**LD02** *LED 2.5W*	**E** *ON-OFF* **G** *Radar Sensing*	**W** *Wall Washer*	**27** *2700K* **30** *3000K* **40** *4000K*	**B** *Black*	**WT** *White*

Example:WLE35-LD02E-W27BWT

Drawing	Model	Size	Trim	LED Power	Driver	Beam	CCT	Reflector	Finish
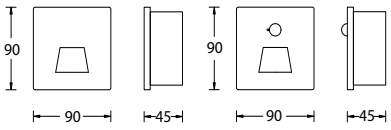 **WLF35-LD02E** **WLF35-LD02G**	**WLD**	**3** *3"*	**5** *Square Trim*	**LD02** *LED 2.5W*	**E** *ON-OFF* **G** *Radar Sensing*	**W** *Wall Washer*	**27** *2700K* **30** *3000K* **40** *4000K*	**B** *Black*	**WT** *White*

Example: WLF35-LD02E-W27BWT

Accessories

Model	ON-OFF control panel	Induction control panel	ON-OFF control panel	Induction control panel	ON-OFF control panel	Induction control panel
						
WLD35	PART-WLD35-01WT	PART-WLD35-02WT	/	/	/	/
WLE35	/	/	PART-WLE35-01WT	PART-WLE35-02WT	/	/
WLF35	/	/	/	/	PART-WLF35-01WT	PART-WLF35-02WT

EXTERIOR LIGHTING



Bring light to all sides of your home or commercial space with the latest exterior lighting designs and technologies. Outdoor lighting is not only used as décor, it is also very functional in bringing more light to poorly lit parts of your property. Linear luminaires, spot, accent, wall wash, wall grazing and flood lights are perfect for providing a stronger sense of safety and security to the outside of your property.



Nanjing Xinshengwei Yangtze River Bridge
Nanjing , Jiangsu Province

LINEAR LUMINAIRES

BEACON X3 407

BEACON X3 | ACCENT C5 407
BEACON X3 | ACCENT C7 409
BEACON X3 | ACCENT C8 413
BEACON X3 | ACCENT D1 D2 D3 417

BEACON X5 421

BEACON X5 | MINI FLOOD III 421
BEACON X5 | MINI FLOOD IV 425

BEACON X7 429

BEACON X7 | GRAZE II 429
BEACON X7 | GRAZE LARGE 433
BEACON X7 | WASH 437
BEACON X7 | VIEW 439

TRINITY 441





Beijing workers stadium
Beijing



BEACON

BEACON is an asymmetrical light distribution LED luminaire that installs on facades outside the walls of buildings. The luminaire uses a special lens design, and and can be mounted in horizontal or vertical orientations. BEACON features an extruded aluminum housing with a balanced LED spacing design that guarantees even, shadow-free light distribution when fixtures are connected together. IP66 rated for exterior and interior environments.


WAC

BEACON X3 | ACCENT C5



Body Material	*Extruded aluminum profile, PC end cap*
Optical System	*Clear lens included*
Finish	*Environmentally safe powder coat*
Accessories/Brackets	*Aluminum bracket*

LED Options

	ELC503-03	ELC505-06	ELC510-12
LED Type	*SMD*	*SMD*	*SMD*
CRI	*80*	*80*	*80*
LED Color Consistency	*3 SDCM(MONO) 5 SDCM(RGBW)*	*3 SDCM(MONO) 5 SDCM(RGBW)*	*3 SDCM(MONO) 5 SDCM(RGBW)*
LED Color	*2700K/3000K/4000K /RGB/RGBW*	*2700K/3000K/4000K /RGB/RGBW*	*2700K/3000K/4000K /RGB/RGBW*
LED Lifetime	*>50,000h-L70 / B10- Ta25℃ (LM-80/TM-21)*	*>50,000h-L70 / B10- Ta25℃ (LM-80/TM-21)*	*>50,000h-L70 / B10- Ta25℃ (LM-80/TM-21)*

Product Data

	ELC503-03	ELC505-06	ELC510-12
Length	*250mm*	*500mm*	*1000mm*
LED Power	*2.5W(MAX)*	*5W(MAX)*	*10W(MAX)*
LEDs(Quantity)	*12*	*24*	*48*
LED Lumen Output(3000K)	*336lm*	*672lm*	*1344lm*
Finish Color	*Black*	*Black*	*Black*
Net Weight	*0.3Kg*	*0.4Kg*	*0.6Kg*

Product Light Peformance(System Max Lumens @3000K)

Model		Beam 120°
ELC503	**03**	*162lm*
ELC505	**06**	*324lm*
ELC510	**12**	*648lm*

Model Number

Drawing	Model	Control Systems	Beam	Phase Controller (m)	CCT	Finish
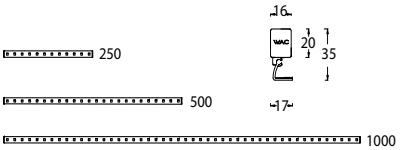	**ELC503-03**	**ET** *ON-OFF 24V DC Power Supply*	**A** *120°*	**0** *W/O Phase*	**27** *2700K* **30** *3000K* **40** *4000K*	**BK** *Black*
	ELC505-06	**ET** *ON-OFF 24V DC Power Supply*	**A** *120°*	**0** *W/O Phase*	**27** *2700K* **30** *3000K* **40** *4000K*	**BK** *Black*
	ELC510-12	**ET** *ON-OFF 24V DC Power Supply*	**A** *120°*	**0** *W/O Phase*	**27** *2700K* **30** *3000K* **40** *4000K*	**BK** *Black*
	ELC503-03	**MT** *DMX512 Dimming 24V DC Power Supply*	**A** *120°*	**1** *1 Phase* **4** *4 Phase* **8** *8 Phase*	**27** *2700K* **30** *3000K* **40** *4000K* **FC** *RGB* **FW** *RGBW*	**BK** *Black*
	ELC505-06	**MT** *DMX512 Dimming 24V DC Power Supply*	**A** *120°*	**1** *1 Phase* **4** *4 Phase* **8** *8 Phase*	**27** *2700K* **30** *3000K* **40** *4000K* **FC** *RGB* **FW** *RGBW*	**BK** *Black*
	ELC510-12	**MT** *DMX512 Dimming 24V DC Power Supply*	**A** *120°*	**1** *1 Phase* **4** *4 Phase* **8** *8 Phase*	**27** *2700K* **30** *3000K* **40** *4000K* **FC** *RGB* **FW** *RGBW*	**BK** *Black*

Example : ELC503-03MT-A127BK

Light Distribution

ELC510

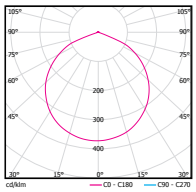

BEACON X3 | ACCENT C7



Frosted (Three-Sided Panel) *Optical*

Body Material	*Extruded polymer materials profile end cap*
Optical System	*Three-Sided PC diffuser (Frosted)* *Clear lens (Optical)*

LED Options

	ELC703-03	ELC705-06	ELC710-12
LED Type	*SMD*	*SMD*	*SMD*
CRI	*80*	*80*	*80*
LED Color Consistency	*3 SDCM*	*3 SDCM*	*3 SDCM*
LED Color	*2700K/3000K/4000K*	*2700K/3000K/4000K*	*2700K/3000K/4000K*
LED Lifetime	*>50,000h-L70 / B10-Ta25℃ (LM-80/TM-21)*	*>50,000h-L70 / B10-Ta25℃ (LM-80/TM-21)*	*>50,000h-L70 / B10-Ta25℃ (LM-80/TM-21)*

Product Data

	ELC703-03 (Frosted)	ELC705-06 (Frosted)	ELC710-12 (Frosted)	ELC703-03 (Optical)	ELC705-06 (Optical)	ELC710-12 (Optical)
Length	*250mm*	*500mm*	*1000mm*	*250mm*	*500mm*	*1000mm*
LED Power	*3W(MAX)*	*6W(MAX)*	*12W(MAX)*	*3W(MAX)*	*6W(MAX)*	*12W(MAX)*
LEDs(Quantity)	*24*	*48*	*96*	*18*	*36*	*72*
LED Lumen Output(3000K)	*330lm*	*660lm*	*1320lm*	*330lm*	*660lm*	*1320lm*
Finish Color	*Black*	*Black*	*Black*	*Black*	*Black*	*Black*
Net Weight	*0.45Kg*	*0.65Kg*	*0.95Kg*	*0.45Kg*	*0.65Kg*	*0.95Kg*

Product Light Peformance(System Max Lumens @3000K)

Model / Beam		Three-Sided Panel	20°	40°	60°
ELC703	**03**	*177lm*	*129lm*	*177lm*	*119lm*
ELC705	**06**	*354lm*	*258lm*	*358lm*	*239lm*
ELC710	**12**	*709lm*	*515lm*	*667lm*	*477lm*

Model Number

Drawing	Model	Control Systems	Beam	Phase Controller (m)	CCT	Finish
Frosted 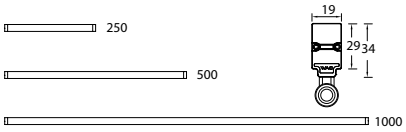 	**ELC703-03**	**ET** *ON-OFF 24V DC Power Supply*	**P** *Three-Sided Panel*	**0** *W/O Phase*	**27** *2700K* **30** *3000K* **40** *4000K*	**BK** *Black*
	ELC705-06	**ET** *ON-OFF 24V DC Power Supply*	**P** *Three-Sided Panel*	**0** *W/O Phase*	**27** *2700K* **30** *3000K* **40** *4000K*	**BK** *Black*
	ELC710-12	**ET** *ON-OFF 24V DC Power Supply*	**P** *Three-Sided Panel*	**0** *W/O Phase*	**27** *2700K* **30** *3000K* **40** *4000K*	**BK** *Black*
	ELC703-03	**MT** *DMX512 Dimming 24V DC Power Supply*	**P** *Three-Sided Panel*	**1** *1 Phase* **8** *8 Phase*	**27** *2700K* **30** *3000K* **40** *4000K*	**BK** *Black*
	ELC705-06	**MT** *DMX512 Dimming 24V DC Power Supply*	**P** *Three-Sided Panel*	**1** *1 Phase* **8** *8 Phase*	**27** *2700K* **30** *3000K* **40** *4000K*	**BK** *Black*
	ELC710-12	**MT** *DMX512 Dimming 24V DC Power Supply*	**P** *Three-Sided Panel*	**1** *1 Phase* **8** *8 Phase*	**27** *2700K* **30** *3000K* **40** *4000K*	**BK** *Black*

Example : ELC710-12MT-P130BK

Drawing	Model	Control Systems	Beam	Phase Controller (m)	CCT	Finish
Optical 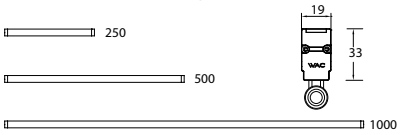 	**ELC703-03**	**ET** *ON-OFF 24V DC Power Supply*	**2** *20°* **4** *40°* **6** *60°*	**0** *W/O Phase*	**27** *2700K* **30** *3000K* **40** *4000K*	**BK** *Black*
	ELC705-06	**ET** *ON-OFF 24V DC Power Supply*	**2** *20°* **4** *40°* **6** *60°*	**0** *W/O Phase*	**27** *2700K* **30** *3000K* **40** *4000K*	**BK** *Black*
	ELC710-12	**ET** *ON-OFF 24V DC Power Supply*	**2** *20°* **4** *40°* **6** *60°*	**0** *W/O Phase*	**27** *2700K* **30** *3000K* **40** *4000K*	**BK** *Black*
	ELC703-03	**MT** *DMX512 Dimming 24V DC Power Supply*	**2** *20°* **4** *40°* **6** *60°*	**1** *1 Phase* **6** *6Phase*	**27** *2700K* **30** *3000K* **40** *4000K*	**BK** *Black*
	ELC705-06	**MT** *DMX512 Dimming 24V DC Power Supply*	**2** *20°* **4** *40°* **6** *60°*	**1** *1 Phase* **6** *6Phase*	**27** *2700K* **30** *3000K* **40** *4000K*	**BK** *Black*
	ELC710-12	**MT** *DMX512 Dimming 24V DC Power Supply*	**2** *20°* **4** *40°* **6** *60°*	**1** *1 Phase* **6** *6Phase*	**27** *2700K* **30** *3000K* **40** *4000K*	**BK** *Black*

Example : ELC710-12MT-2127BK

Light Distribution

ELC710 FROSTED

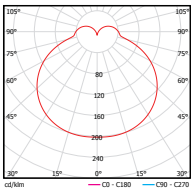

ELC710 OPTICAL

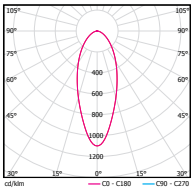

ELC710-12ET-2030BK

0° Aiming Angle

D(M)	LUX	W	L
1	475	0.3	0.3
2	119	0.7	0.7
3	53	1	1
4	30	1.3	1.3

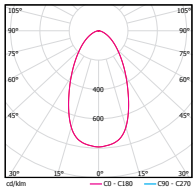

ELC710-12ET-4030BK

0° Aiming Angle

D(M)	LUX	W	L
1	517	0.8	0.8
2	129	1.5	1.5
3	57	2.3	2.3
4	32	3.1	3.1

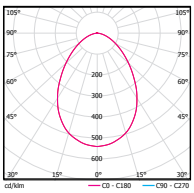

ELC710-12ET-6030BK

0° Aiming Angle

D(M)	LUX	W	L
1	255	1.6	1.6
2	64	3.3	3.3
3	28	4.9	4.9
4	16	6.6	6.6

Accessories

Model	Description	Picture	Drawing	Qty Suggested
ELC7-FB001	*Fixed Bracket*		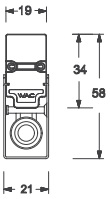	*n*+1*
ELC7-AB001	*Adjustable Bracket*		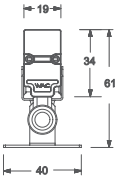	*2n**
ELF5-PC-CT002F	*ET Female connector*		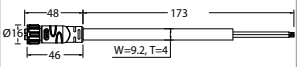	*1pc per 14m*
ELF5-PC-CT002M	*ET Male connector*		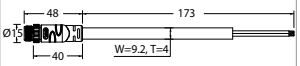	*1pc per 14m*
ELF5-CC-CT002F	*MT Female connector*		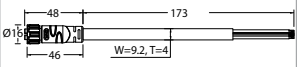	*1pc per 14m*
ELF5-CC-CT002M	*MT Male connector*		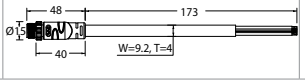	*1pc per 14m*

Note: n=Number of luminaires

BEACON X3 | ACCENT C8



Body Material	*Extruded aluminum profile, PC end cap*
Optical System	*Clear lens*
Finish	*Environmentally safe powder coat*
Accessories/Brackets	*Aluminum bracket*

LED Options

	ELC8	ELC9
LED Type	*SMD*	*SMD*
CRI	*90*	*80*
LED Color Consistency	*3 SDCM (MONO)/5 SDCM (RGBW)*	*3 SDCM*
LED Color	*2700K/3000K/4000K/RGBW*	*2700K/3000K/4000K*
LED Lifetime	*>50,000h-L70 / B10- Ta25℃ (LM-80/TM-21)*	*>50,000h-L70 / B10- Ta25℃ (LM-80/TM-21)*

Product Data

	ELC803	ELC805	ELC810	ELC903	ELC905	ELC910
Length	*250mm*	*500mm*	*1000mm*	*250mm*	*500mm*	*1000mm*
LED Power	*2.8W(MAX)*	*5.5W(MAX)*	*11W(MAX)*	*3W(MAX)*	*6W(MAX)*	*12W(MAX)*
LEDs(Quantity)	*12/18/24*	*24/36/48*	*48/72/96*	*12*	*24*	*48*
LED Lumen Output(3000K)	*330lm*	*660lm*	*1320lm*	*315lm*	*630lm*	*1260lm*
Finish Color	*Black*	*Black*	*Black*	*Black*	*Black*	*Black*
Net Weight	*0.25Kg*	*0.45Kg*	*0.85Kg*	*0.25Kg*	*0.45Kg*	*0.85Kg*

Product Light Peformance(System Max Lumens @3000K)

Model	Beam	10°x60° Integrated lens	14°	20°x90° Integrated lens	30°	46°	120°
ELC803	**03**	*106lm*	*/*	*102lm*	*/*	*/*	*176lm*
ELC805	**06**	*213lm*	*/*	*193lm*	*/*	*/*	*351lm*
ELC810	**12**	*425lm*	*/*	*406lm*	*/*	*/*	*702lm*
ELC903	**03**	*/*	*194lm*	*/*	*311lm*	*313lm*	*/*
ELC905	**06**	*/*	*387lm*	*/*	*623lm*	*625lm*	*/*
ELC910	**12**	*/*	*775lm*	*/*	*1245lm*	*1250lm*	*/*

Model Number

Drawing	Model	Control Systems	Beam	Phase Controller (m)	CCT	Finish
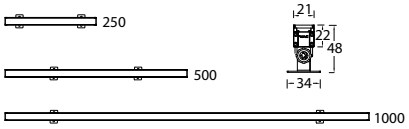	**ELC803-03**	**ET** *ON-OFF 24V DC Power Supply*	**1** *10° Integrated lens* **2** *20° Integrated lens*	**0** *W/O Phase*	**27** *2700K* **30** *3000K* **40** *4000K*	**BK** *Black*
	ELC805-06	**ET** *ON-OFF 24V DC Power Supply*	**1** *10° Integrated lens* **2** *20° Integrated lens*	**0** *W/O Phase*	**27** *2700K* **30** *3000K* **40** *4000K*	**BK** *Black*
	ELC810-12	**ET** *ON-OFF 24V DC Power Supply*	**1** *10° Integrated lens* **2** *20° Integrated lens*	**0** *W/O Phase*	**27** *2700K* **30** *3000K* **40** *4000K*	**BK** *Black*
	ELC803-03	**MT** *DMX512 Dimming 24V DC Power Supply*	**1** *10° Integrated lens* **2** *20° Integrated lens*	**1** *1 Phase* **B** *12 Phase*	**27** *2700K* **30** *3000K* **40** *4000K*	**BK** *Black*
	ELC805-06	**MT** *DMX512 Dimming 24V DC Power Supply*	**1** *10° Integrated lens* **2** *20° Integrated lens*	**1** *1 Phase* **B** *12 Phase*	**27** *2700K* **30** *3000K* **40** *4000K*	**BK** *Black*
	ELC810-12	**MT** *DMX512 Dimming 24V DC Power Supply*	**1** *10° Integrated lens* **2** *20° Integrated lens*	**1** *1 Phase* **B** *12 Phase*	**27** *2700K* **30** *3000K* **40** *4000K*	**BK** *Black*
	ELC803-03	**MT** *DMX512 Dimming 24V DC Power Supply*	**1** *10° Integrated lens* **2** *20° Integrated lens*	**1** *1 Phase* **8** *8 Phase*	**F3** *RGBW(3000K)* **F4** *RGBW(4000K)* **F6** *RGBW(5700K)*	**BK** *Black*
	ELC805-06	**MT** *DMX512 Dimming 24V DC Power Supply*	**1** *10° Integrated lens* **2** *20° Integrated lens*	**1** *1 Phase* **8** *8 Phase*	**F3** *RGBW(3000K)* **F4** *RGBW(4000K)* **F6** *RGBW(5700K)*	**BK** *Black*
	ELC803-03	**MT** *DMX512 Dimming 24V DC Power Supply*	**1** *10° Integrated lens* **2** *20° Integrated lens*	**1** *1 Phase* **8** *8 Phase*	**F3** *RGBW(3000K)* **F4** *RGBW(4000K)* **F6** *RGBW(5700K)*	**BK** *Black*
	ELC803-03	**ET** *ON-OFF 24V DC Power Supply*	**A** *120°*	**0** *W/O Phase*	**27** *2700K* **30** *3000K* **40** *4000K*	**BK** *Black*
	ELC805-06	**ET** *ON-OFF 24V DC Power Supply*	**A** *120°*	**0** *W/O Phase*	**27** *2700K* **30** *3000K* **40** *4000K*	**BK** *Black*
	ELC810-12	**ET** *ON-OFF 24V DC Power Supply*	**A** *120°*	**0** *W/O Phase*	**27** *2700K* **30** *3000K* **40** *4000K*	**BK** *Black*
	ELC803-03	**MT** *DMX512 Dimming 24V DC Power Supply*	**A** *120°*	**1** *1 Phase* **8** *8 Phase*	**27** *2700K* **30** *3000K* **40** *4000K* **F3** *RGBW(3000K)* **F4** *RGBW(4000K)* **F6** *RGBW(5700K)*	**BK** *Black*
	ELC805-06	**MT** *DMX512 Dimming 24V DC Power Supply*	**A** *120°*	**1** *1 Phase* **8** *8 Phase*	**27** *2700K* **30** *3000K* **40** *4000K* **F3** *RGBW(3000K)* **F4** *RGBW(4000K)* **F6** *RGBW(5700K)*	**BK** *Black*
	ELC810-12	**MT** *DMX512 Dimming 24V DC Power Supply*	**A** *120°*	**1** *1 Phase* **8** *8 Phase*	**27** *2700K* **30** *3000K* **40** *4000K* **F3*** *RGBW(3000K)* **F4*** *RGBW(4000K)* **F6*** *RGBW(5700K)*	**BK** *Black*

Example : ELC810-12MT-A127BK
Note: "*"The colored light does not incorporate the intelligent constant power technology.

Model Number

Drawing	Model	Control Systems	Beam	Phase Controller (m)	CCT	Finish
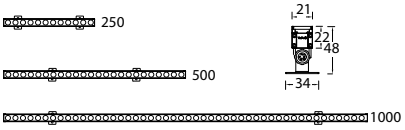	**ELC903-03**	**ET** *ON-OFF 24V DC Power Supply*	**1** *14°* **3** *30°* **4** *46°*	**0** *W/O Phase*	**27** *2700K* **30** *3000K* **40** *4000K*	**BK** *Black*
	ELC905-06	**ET** *ON-OFF 24V DC Power Supply*	**1** *14°* **3** *30°* **4** *46°*	**0** *W/O Phase*	**27** *2700K* **30** *3000K* **40** *4000K*	**BK** *Black*
	ELC910-12	**ET** *ON-OFF 24V DC Power Supply*	**1** *14°* **3** *30°* **4** *46°*	**0** *W/O Phase*	**27** *2700K* **30** *3000K* **40** *4000K*	**BK** *Black*
	ELC903-03	**MT** *DMX512 Dimming 24V DC Power Supply*	**1** *14°* **3** *30°* **4** *46°*	**1** *1 Phase* **8** *8 Phase*	**27** *2700K* **30** *3000K* **40** *4000K*	**BK** *Black*
	ELC905-06	**MT** *DMX512 Dimming 24V DC Power Supply*	**1** *14°* **3** *30°* **4** *46°*	**1** *1 Phase* **8** *8 Phase*	**27** *2700K* **30** *3000K* **40** *4000K*	**BK** *Black*
	ELC910-12	**MT** *DMX512 Dimming 24V DC Power Supply*	**1** *14°* **3** *30°* **4** *46°*	**1** *1 Phase* **8** *8 Phase*	**27** *2700K* **30** *3000K* **40** *4000K*	**BK** *Black*

Example : ELC910-12MT-1127BK

Light Distribution

ELC810

ELC810-12ET-1030BK

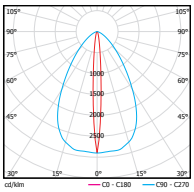

0° Aiming Angle

D(M)	LUX	W	L
1	1233	0.2	0.2
2	308	0.3	0.3
3	137	0.5	0.5
4	77	0.7	0.7

ELC810-12ET-2030BK

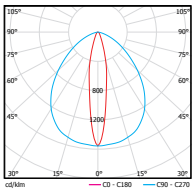

0° Aiming Angle

D(M)	LUX	W	L
1	637	0.4	0.4
2	159	0.7	0.7
3	71	1.1	1.1
4	40	1.4	1.4

ELC810-12MT-11F3BK

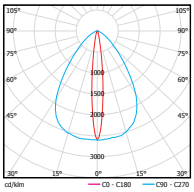

0° Aiming Angle

D(M)	LUX	W	L
1	721	0.2	0.2
2	180	0.3	0.3
3	80	0.5	0.5
4	45	0.7	0.7

ELC810-12MT-21F3BK

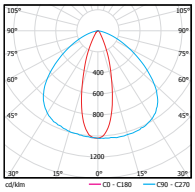

0° Aiming Angle

D(M)	LUX	W	L
1	303	0.4	0.4
2	76	0.7	0.7
3	34	1.1	1.1
4	19	1.4	1.4

ELC910

ELC910-12ET-1030BK

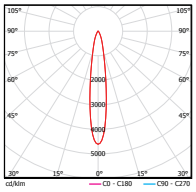

0° Aiming Angle

D(M)	LUX	W	L
1	4605	0.2	0.2
2	1151	0.5	0.5
3	512	0.7	0.7
4	288	1.0	1.0

ELC910-12ET-3030BK

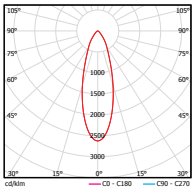

0° Aiming Angle

D(M)	LUX	W	L
1	2623	0.5	0.5
2	656	1.1	1.1
3	291	1.6	1.6
4	164	2.1	2.1

ELC910-12ET-4030BK

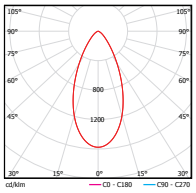

0° Aiming Angle

D(M)	LUX	W	L
1	1577	0.8	0.8
2	394	1.7	1.7
3	175	2.5	2.5
4	99	3.4	3.4

Accessories

Model	Description	Picture	Drawing	Qty Suggested
ELC8-CB12025-BK	*Cover 250mm*		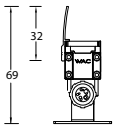	
ELC8-CB12050-BK	*Cover 500mm*			
ELC8-CB12100-BK	*Cover 1000mm*			
ELF5-PC-CT002F	*ET Female connector*		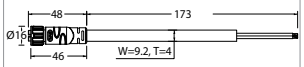	*1pc per 14m*
ELF5-PC-CT002M	*ET Male connector*		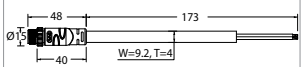	*1pc per 14m*
ELF5-CC-CT002F	*MT Female connector*		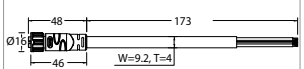	*1pc per 14m*
ELF5-CC-CT002M	*MT Male connector*		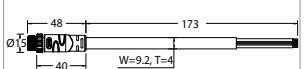	*1pc per 14m*
/	*Fix Bracket*	/	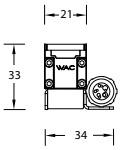	*Side-mounted Bracket Version.* *Please contact the project manager to place an order.*

BEACON X3 | ACCENT D1 D2 D3



Body Material	*Extruded aluminum profile, PC end cap*
Optical System	*Three-Sided PC diffuser (Frosted)*
Finish	*Environmentally safe powder coat*
Accessories/Brackets	*Aluminum bracket*

LED Options

	ELD1	ELD2	ELD3
LED Type	*SMD*	*SMD*	*SMD*
CRI	*80*	*80*	*80*
LED Color Consistency	*3 SDCM (White)/5 SDCM (RGBW)*	*3 SDCM (White)/5 SDCM (RGBW)*	*3 SDCM (White)/5 SDCM (RGBW)*
LED Color	*2700K/3000K/4000K*	*2700K/3000K/4000K*	*2700K/3000K/4000K*
LED Lifetime	*>50,000h-L70 / B10-Ta25°C (LM-80/TM-21)*	*>50,000h-L70 / B10-Ta25°C (LM-80/TM-21)*	*>50,000h-L70 / B10-Ta25°C (LM-80/TM-21)*

Product Data

	ELD1	ELD2	ELD3
Length	*250mm/500mm/1000mm*	*250mm/500mm/1000mm*	*250mm/500mm/1000mm*
LED Power	*3W(MAX)/6W(MAX)/12W(MAX)*	*4W(MAX)/8(MAX)/16W(MAX)*	*5W(MAX)/10W(MAX)/20W(MAX)*
LEDs(Quantity)	*12/24/48*	*18/36/72*	*18/36/72*
LED Lumen Output(3000K)	*315lm/630lm/1260lm*	*430lm/860lm/1720lm*	*575lm/1150lm/2300lm*
Finish Color	*Black*	*Black*	*Black*
Net Weight	*0.18Kg/0.35Kg/0.7Kg*	*0.29Kg/0.58Kg/1.16Kg*	*0.39Kg/0.578Kg/1.56Kg*

Product Light Peformance(System Max Lumens @3000K)

Model	Beam	Three-Sided Panel
ELD103	**03**	*81lm*
ELD105	**06**	*162lm*
ELD110	**12**	*323lm*
ELD203	**04**	*149lm*
ELD205	**08**	*298lm*
ELD210	**16**	*595lm*
ELD303	**05**	*202lm*
ELD305	**10**	*403lm*
ELD310	**20**	*806lm*

Model Number

Drawing	Model	Control Systems	Beam	Phase Controller (m)	CCT	Finish
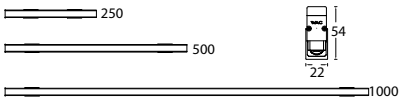	**ELD103-03**	**ET** *ON-OFF 24V DC Power Supply*	**P** *Three-Sided Panel*	**0** *W/O Phase*	**27** *2700K* **30** *3000K* **40** *4000K*	**BK** *Black*
	ELD105-06	**ET** *ON-OFF 24V DC Power Supply*	**P** *Three-Sided Panel*	**0** *W/O Phase*	**27** *2700K* **30** *3000K* **40** *4000K*	**BK** *Black*
	ELD110-12	**ET** *ON-OFF 24V DC Power Supply*	**P** *Three-Sided Panel*	**0** *W/O Phase*	**27** *2700K* **30** *3000K* **40** *4000K*	**BK** *Black*
	ELD103-03	**MT** *DMX512 Dimming 24V DC Power Supply*	**P** *Three-Sided Panel*	**1** *1 Phase* **8** *8 Phase*	**27** *2700K* **30** *3000K* **40** *4000K* **F3** *RGBW(3000K)* **F4** *RGBW(4000K)* **F6** *RGBW(5700K)* **CC** *Tunable White*	**BK** *Black*
	ELD105-06	**MT** *DMX512 Dimming 24V DC Power Supply*	**P** *Three-Sided Panel*	**1** *1 Phase* **8** *8 Phase*	**27** *2700K* **30** *3000K* **40** *4000K* **F3** *RGBW(3000K)* **F4** *RGBW(4000K)* **F6** *RGBW(5700K)* **CC** *Tunable White*	**BK** *Black*
	ELD110-12	**MT** *DMX512 Dimming 24V DC Power Supply*	**P** *Three-Sided Panel*	**1** *1 Phase* **8** *8 Phase*	**27** *2700K* **30** *3000K* **40** *4000K* **F3** *RGBW(3000K)* **F4** *RGBW(4000K)* **F6** *RGBW(5700K)* **CC** *Tunable White*	**BK** *Black*

Example : ELD110-12MT-P127BK

Drawing	Model	Control Systems	Beam	Phase Controller (m)	CCT	Finish
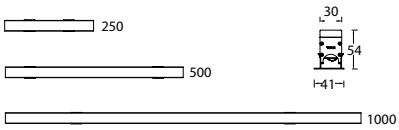	**ELD203-04**	**ET** *ON-OFF 24V DC Power Supply*	**P** *Three-Sided Panel*	**0** *W/O Phase*	**27** *2700K* **30** *3000K* **40** *4000K*	**BK** *Black*
	ELD205-08	**ET** *ON-OFF 24V DC Power Supply*	**P** *Three-Sided Panel*	**0** *W/O Phase*	**27** *2700K* **30** *3000K* **40** *4000K*	**BK** *Black*
	ELD210-16	**ET** *ON-OFF 24V DC Power Supply*	**P** *Three-Sided Panel*	**0** *W/O Phase*	**27** *2700K* **30** *3000K* **40** *4000K*	**BK** *Black*
	ELD203-04	**MT** *DMX512 Dimming 24V DC Power Supply*	**P** *Three-Sided Panel*	**1** *1 Phase* **B** *12 Phase*	**27** *2700K* **30** *3000K* **40** *4000K* **F3** *RGBW(3000K)* **F4** *RGBW(4000K)* **F6** *RGBW(5700K)* **CC** *Tunable White*	**BK** *Black*
	ELD205-08	**MT** *DMX512 Dimming 24V DC Power Supply*	**P** *Three-Sided Panel*	**1** *1 Phase* **B** *12 Phase*	**27** *2700K* **30** *3000K* **40** *4000K* **F3** *RGBW(3000K)* **F4** *RGBW(4000K)* **F6** *RGBW(5700K)* **CC** *Tunable White*	**BK** *Black*
	ELD210-16	**MT** *DMX512 Dimming 24V DC Power Supply*	**P** *Three-Sided Panel*	**1** *1 Phase* **B** *12 Phase*	**27** *2700K* **30** *3000K* **40** *4000K* **F3** *RGBW(3000K)* **F4** *RGBW(4000K)* **F6** *RGBW(5700K)* **CC** *Tunable White*	**BK** *Black*

Example : ELD210-16ET-P027BK

Model Number

Drawing	Model	Control Systems	Beam	Phase Controller (m)	CCT	Finish
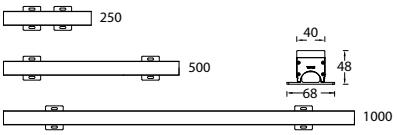	**ELD303-05**	**ET** *ON-OFF 24V DC Power Supply*	**P** *Three-Sided Panel*	**0** *W/O Phase*	**27** *2700K* **30** *3000K* **40** *4000K*	**BK** *Black*
	ELD305-10	**ET** *ON-OFF 24V DC Power Supply*	**P** *Three-Sided Panel*	**0** *W/O Phase*	**27** *2700K* **30** *3000K* **40** *4000K*	**BK** *Black*
	ELD310-20	**ET** *ON-OFF 24V DC Power Supply*	**P** *Three-Sided Panel*	**0** *W/O Phase*	**27** *2700K* **30** *3000K* **40** *4000K*	**BK** *Black*
	ELD303-05	**MT** *DMX512 Dimming 24V DC Power Supply*	**P** *Three-Sided Panel*	**1** *1 Phase* **B** *12 Phase*	**27** *2700K* **30** *3000K* **40** *4000K* **F3** *RGBW(3000K)* **F4** *RGBW(4000K)* **F6** *RGBW(5700K)* **CC** *Tunable White*	**BK** *Black*
	ELD305-10	**MT** *DMX512 Dimming 24V DC Power Supply*	**P** *Three-Sided Panel*	**1** *1 Phase* **B** *12 Phase*	**27** *2700K* **30** *3000K* **40** *4000K* **F3** *RGBW(3000K)* **F4** *RGBW(4000K)* **F6** *RGBW(5700K)* **CC** *Tunable White*	**BK** *Black*
	ELD310-20	**MT** *DMX512 Dimming 24V DC Power Supply*	**P** *Three-Sided Panel*	**1** *1 Phase* **B** *12 Phase*	**27** *2700K* **30** *3000K* **40** *4000K* **F3** *RGBW(3000K)* **F4** *RGBW(4000K)* **F6** *RGBW(5700K)* **CC** *Tunable White*	**BK** *Black*

Example : ELD310-20MT-PBF3BK

Light Distribution

ELD110

ELD110-12MT-P830BK

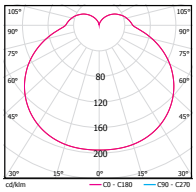

ELD110-12MT-P8F3BK

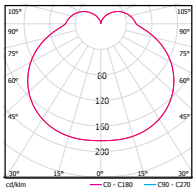

ELD210

ELD210-16ET-P030BK

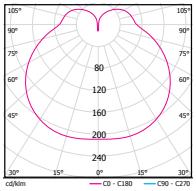

ELD210-16MT-PBF3BK

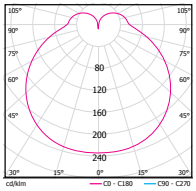

ELD310

ELD310-20MT-PB30BK

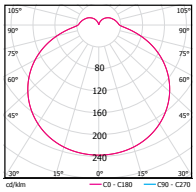

ELD310-20MT-PBF3BK

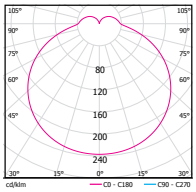

Accessories

Model	Description	Picture	Drawing	Qty Suggested
ELF5-PC-CT002F	*ON-OFF Female connector*		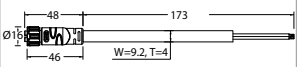	*1 pc per 14m(ELD1) 1 pc per 10m(ELD2) 1 pc per 8m(ELD3)*
ELF5-PC-CT002M	*ON-OFF Male connector*		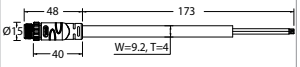	*1 pc per 14m(ELD1) 1 pc per 10m(ELD2) 1 pc per 8m(ELD3)*
ELF5-CC-CT002F	*DMX512 Dimming Female connector*		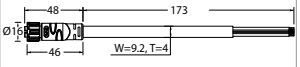	*1 pc per 14m(ELD1) 1 pc per 10m(ELD2) 1 pc per 8m(ELD3)*
ELF5-CC-CT002M	*DMX512 Dimming Male connector*		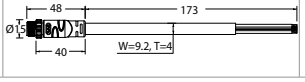	*1 pc per 14m(ELD1) 1 pc per 10m(ELD2) 1 pc per 8m(ELD3)*

BEACON X5 | MINI FLOOD III



Body Material	*Extruded aluminum profile, PC end cap*
Optical System	*Clear lens included*
Finish	*Environmentally safe powder coat*
Accessories/Brackets	*Aluminum bracket*

LED Options

	ELF505	ELF510
LED Type	*SMD*	*SMD*
CRI	*80*	*80*
LED Color Consistency	*3 SDCM*	*3 SDCM*
LED Color	*2700K/3000K/4000K*	*2700K/3000K/4000K*
LED Lifetime	*>50,000h-L70 / B10-Ta25°C (LM-80/TM-21)*	*>50,000h-L70 / B10-Ta25°C (LM-80/TM-21)*

Product Data

	ELF505	ELF510
Length	*500mm*	*1000mm*
LED Power	*9W(MAX)/12W(MAX)/18W(MAX)*	*18W(MAX)/24W(MAX)/36W(MAX)*
LEDs(Quantity)	*9/12/15*	*18/24/30*
LED Lumen Output(3000K)	*990lm/1320lm/1980lm*	*1980lm/2640lm/3960lm*
Finish Color	*Black*	*Black*
Net Weight	*0.8Kg*	*1.4Kg*

Product Light Peformance(System Max Lumens @3000K)

Model	Beam	15°	23°	33°	41°	23°x48°	Wall Washer
ELF505	**09**	*911lm*	*855lm*	*792lm*	*882lm*	*797lm*	/
	12	*1167lm*	*1096lm*	*1015lm*	*1030lm*	*1020lm*	*995lm*
	18	*1822lm*	*1710lm*	*1583lm*	*1763lm*	*1593lm*	/
ELF510	**18**	*1822lm*	*1710lm*	*1583lm*	*1763lm*	*1593lm*	/
	24	*2334lm*	*2192lm*	*2030lm*	*2060lm*	*2040lm*	*1989lm*
	36	*3226lm*	*3029lm*	*2804lm*	*3123lm*	*2821lm*	/

Model Number

Drawing	Model	Control Systems	Beam	CCT	Finish
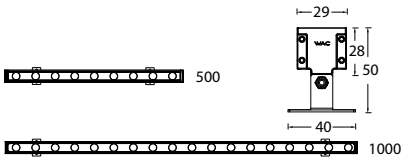	**ELF505-09**	**ET** *ON-OFF 24V DC Power Supply* **MT** *DMX512 Dimming 24V DC Power Supply* **DT** *0-10V Dimming 24V DC Power Suppl*	**1** *15°* **2** *23°* **3** *33°* **4** *41°* **F** *23°x48°*	**27** *2700K* **30** *3000K* **40** *4000K*	**BK** *Black*
	ELF505-12	**ET** *ON-OFF 24V DC Power Supply* **MT** *DMX512 Dimming 24V DC Power Supply* **DT** *0-10V Dimming 24V DC Power Suppl*	**1** *15°* **2** *23°* **3** *33°* **4** *41°* **F** *23°x48°* **W** *Wall Washer*	**27** *2700K* **30** *3000K* **40** *4000K*	**BK** *Black*
	ELF505-18	**ET** *ON-OFF 24V DC Power Supply* **MT** *DMX512 Dimming 24V DC Power Supply* **DT** *0-10V Dimming 24V DC Power Suppl*	**1** *15°* **2** *23°* **3** *33°* **4** *41°* **F** *23°x48°*	**27** *2700K* **30** *3000K* **40** *4000K*	**BK** *Black*
	ELF510-18	**ET** *ON-OFF 24V DC Power Supply* **MT** *DMX512 Dimming 24V DC Power Supply* **DT** *0-10V Dimming 24V DC Power Suppl*	**1** *15°* **2** *23°* **3** *33°* **4** *41°* **F** *23°x48°*	**27** *2700K* **30** *3000K* **40** *4000K*	**BK** *Black*
	ELF510-24	**ET** *ON-OFF 24V DC Power Supply* **MT** *DMX512 Dimming 24V DC Power Supply* **DT** *0-10V Dimming 24V DC Power Suppl*	**1** *15°* **2** *23°* **3** *33°* **4** *41°* **F** *23°x48°* **W** *Wall Washer*	**27** *2700K* **30** *3000K* **40** *4000K*	**BK** *Black*
	ELF510-36	**ET** *ON-OFF 24V DC Power Supply* **MT** *DMX512 Dimming 24V DC Power Supply* **DT** *0-10V Dimming 24V DC Power Suppl*	**1** *15°* **2** *23°* **3** *33°* **4** *41°* **F** *23°x48°*	**27** *2700K* **30** *3000K* **40** *4000K*	**BK** *Black*

Example : ELF505-12ET-130BK

Light Distribution

ELF510-18

ELF510-18ET-130BK

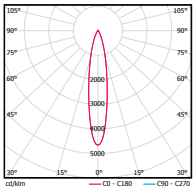

0° Aiming Angle

D(M)	LUX	W	L
1	8495	0.3	0.3
2	2124	0.7	0.7
3	944	1.0	1.0
4	531	1.4	1.4

ELF510-18ET-230BK

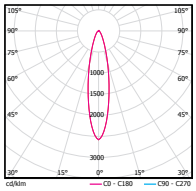

0° Aiming Angle

D(M)	LUX	W	L
1	4427	0.5	0.5
2	1107	1.0	1.0
3	492	1.5	1.5
4	277	2.0	2.0

ELF510-18ET-330BK

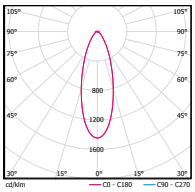

0° Aiming Angle

D(M)	LUX	W	L
1	2294	0.7	0.7
2	574	1.5	1.5
3	255	2.2	2.2
4	143	3.0	3.0

ELF510-18ET-430BK

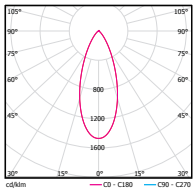

0° Aiming Angle

D(M)	LUX	W	L
1	2705	0.8	0.8
2	676	1.6	1.6
3	301	2.4	2.4
4	169	3.2	3.2

ELF510-24

ELF510-24ET-130BK

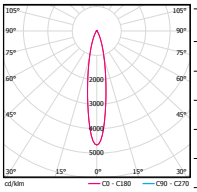

0° Aiming Angle

D(M)	LUX	W	L
1	10888	0.3	0.3
2	2722	0.7	0.7
3	1210	1.0	1.0
4	681	1.4	1.4

ELF510-24ET-230BK

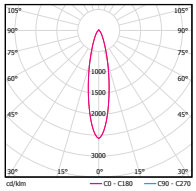

0° Aiming Angle

D(M)	LUX	W	L
1	5674	0.5	0.5
2	1419	1.0	1.0
3	630	1.5	1.5
4	355	2.0	2.0

ELF510-24ET-330BK

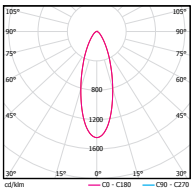

0° Aiming Angle

D(M)	LUX	W	L
1	2940	0.7	0.7
2	735	1.5	1.5
3	327	2.2	2.2
4	184	3.0	3.0

ELF510-24ET-430BK

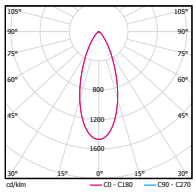

0° Aiming Angle

D(M)	LUX	W	L
1	3468	0.8	0.8
2	867	1.6	1.6
3	385	2.4	2.4
4	217	3.2	3.2

ELF510-36

ELF510-36ET-130BK

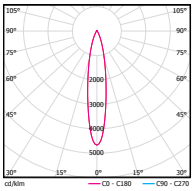

0° Aiming Angle

D(M)	LUX	W	L
1	15049	0.3	0.3
2	3762	0.7	0.7
3	1672	1.0	1.0
4	941	1.4	1.4

ELF510-36ET-230BK

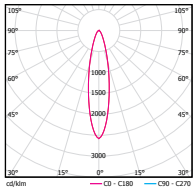

0° Aiming Angle

D(M)	LUX	W	L
1	7842	0.5	0.5
2	1961	1.0	1.0
3	871	1.5	1.5
4	490	2.0	2.0

ELF510-36ET-330BK

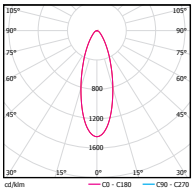

0° Aiming Angle

D(M)	LUX	W	L
1	4064	0.7	0.7
2	1016	1.5	1.5
3	452	2.2	2.2
4	254	3.0	3.0

ELF510-36ET-430BK

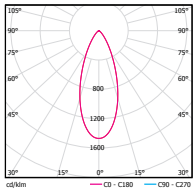

0° Aiming Angle

D(M)	LUX	W	L
1	4793	0.8	0.8
2	1198	1.6	1.6
3	533	2.4	2.4
4	300	3.2	3.2

Accessories

Model	Description	Picture	Drawing	Quantity Suggested
ELF5-CB050-BK	*500mm Cover*		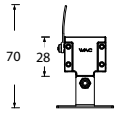	
ELF5-CB100-BK	*1000mm Cover*			
ELF5-GB18050-BK	*Grilling 9W 500mm*		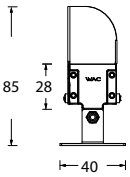	
ELF5-GB24050-BK	*Grilling 12W 500mm*			
ELF5-GB36050-BK	*Grilling 18W 500mm*			
ELF5-GB18100-BK	*Grilling 18W 1000mm*			
ELF5-GB24100-BK	*Grilling 24W 1000mm*			
ELF5-GB36100-BK	*Grilling 36W 1000mm*			
ELF5-PC-CT002F	*ET Female connector*		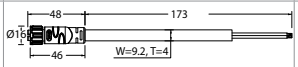	*1pc per 7m*
ELF5-PC-CT002M	*ET Male connector*		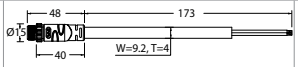	*1pc per 7m*
ELF5-CC-CT002F	*MT Female connector*		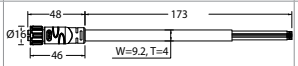	*1pc per 7m*
ELF5-CC-CT002M	*MT Male sconnector*		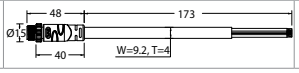	*1pc per 7m*

BEACON X5 | MINI FLOOD IV



Single Lens *Integrated lens*

Body Material	*Extruded aluminum profile, PC end cap*
Optical System	*Clear lens included*
Finish	*Environmentally safe powder coat*
Accessories/Brackets	*Aluminum bracket*

LED Options

	ELF603	ELF605	ELF610	ELF703	ELF705	ELF710
LED Type	*High Power LED*	*High Power LED*	*High Power LED*	*SMD*	*SMD*	*SMD*
CRI	*90*	*Mono White, 90 RGBW, 80*	*Mono White, 90 RGBW, 80*	*90*	*90*	*90*
LED Color Consistency	*3 SDCM*	*3 SDCM(MONO) 5 SDCM(RGBW)*	*33 SDCM(MONO) 5 SDCM(RGBW)*	*3 SDCM*	*3 SDCM*	*3 SDCM*
LED Color	*2700K/3000K/4000K*	*2700K/3000K/4000K/ RGBW*	*2700K/3000K/4000K/ RGBW*	*2700K/3000K/4000K*	*2700K/3000K/4000K*	*2700K/3000K/4000K*
LED Lifetime	*>50,000h-L70 / B10-Ta25℃ (LM-80/TM-21)*	*>50,000h-L70 / B10-Ta25℃ (LM-80/TM-21)*	*>50,000h-L70 / B10-Ta25℃ (LM-80/TM-21)*	*>50,000h-L70 / B10-Ta25℃ (LM-80/TM-21)*	*>50,000h-L70 / B10-Ta25℃ (LM-80/TM-21)*	*>50,000h-L70 / B10-Ta25℃ (LM-80/TM-21)*

Product Data

	ELF603	ELF605	ELF610	ELF703	ELF705	ELF710
Length	*250mm*	*500mm*	*1000mm*	*250mm*	*500mm*	*1000mm*
LED Power	*6W(MAX)/9W(MAX)/ 12W(MAX)*	*12W(MAX)/18W(MAX)/ 24W(MAX)/22W(MAX)*	*24W(MAX)/36W(MAX)/ 48W(MAX)/22W(MAX)*	*6W(MAX)*	*12W(MAX)*	*24W(MAX)*
LEDs(Quantity)	*6/6/9*	*9/12/15/12*	*18/24/30/24*	*24*	*48*	*96*
LED Lumen Output(3000K)	*690lm/1035lm/1380lm*	*1380lm/2070lm/2760lm*	*2760lm/4140lm/5520lm*	*660lm*	*1320lm*	*2640lm*
Finish Color	*Black*	*Black*	*Black*	*Black*	*Black*	*Black*
Net Weight	*0.32Kg*	*0.65Kg*	*1.3Kg*	*0.26Kg*	*0.55Kg*	*1.1Kg*

Product Light Peformance(System Max Lumens @3000K)

Model	Beam	6°	9°	14°x40°	11°x64° Integrated lens	20°x87° Integrated lens
ELF603	**06**	*531lm*	*603lm*	*531lm*	/	/
	09	*872lm*	*905lm*	*796lm*	/	/
	12	*1163lm*	*1207lm*	*1061lm*	/	/
ELF605	**12**	*1163lm*	*1207lm*	*1061lm*	/	/
	18	*1550lm*	*1609lm*	*1415lm*	/	/
	24	*2325lm*	*2413lm*	*2122lm*	/	/
ELF610	**24**	*2325lm*	*2413lm*	*2122lm*	/	/
	36	*3100lm*	*3218lm*	*2830lm*	/	/
	48	*3876lm*	*4023lm*	*3538lm*	/	/
ELF703	**06**	/	/	/	*265lm*	*212lm*
ELF705	**12**	/	/	/	*530lm*	*424lm*
ELF710	**24**	/	/	/	*1060lm*	*848lm*

Model Number

Drawing	Model	Control Systems	Beam	Power Feed Type	CCT	Finish
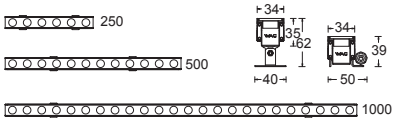	**ELF603-06**	**ET** *ON-OFF 24V DC Power Supply* **MT** *DMX512 Dimming 24V DC Power Supply* **DT** *0-10V Dimming 24V DC Power Suppl*	**V** *6°* **S** *9°* **J** *14°x40°*	**B** *Bottom* **S** *Side*	**27** *2700K* **30** *3000K* **40** *4000K*	**BK** *Black*
	ELF603-09	**ET** *ON-OFF 24V DC Power Supply* **MT** *DMX512 Dimming 24V DC Power Supply* **DT** *0-10V Dimming 24V DC Power Suppl*	**V** *6°* **S** *9°* **J** *14°x40°*	**B** *Bottom* **S** *Side*	**27** *2700K* **30** *3000K* **40** *4000K*	**BK** *Black*
	ELF603-12	**ET** *ON-OFF 24V DC Power Supply* **MT** *DMX512 Dimming 24V DC Power Supply* **DT** *0-10V Dimming 24V DC Power Suppl*	**V** *6°* **S** *9°* **J** *14°x40°*	**B** *Bottom* **S** *Side*	**27** *2700K* **30** *3000K* **40** *4000K*	**BK** *Black*
	ELF605-12	**ET** *ON-OFF 24V DC Power Supply* **MT** *DMX512 Dimming 24V DC Power Supply* **DT** *0-10V Dimming 24V DC Power Suppl*	**V** *6°* **S** *9°* **J** *14°x40°*	**B** *Bottom* **S** *Side*	**27** *2700K* **30** *3000K* **40** *4000K*	**BK** *Black*
	ELF605-18	**ET** *ON-OFF 24V DC Power Supply* **MT** *DMX512 Dimming 24V DC Power Supply* **DT** *0-10V Dimming 24V DC Power Suppl*	**V** *6°* **S** *9°* **J** *14°x40°*	**B** *Bottom* **S** *Side*	**27** *2700K* **30** *3000K* **40** *4000K*	**BK** *Black*
	ELF605-24	**ET** *ON-OFF 24V DC Power Supply* **MT** *DMX512 Dimming 24V DC Power Supply* **DT** *0-10V Dimming 24V DC Power Suppl*	**V** *6°* **S** *9°* **J** *14°x40°*	**B** *Bottom* **S** *Side*	**27** *2700K* **30** *3000K* **40** *4000K*	**BK** *Black*
	ELF610-24	**ET** *ON-OFF 24V DC Power Supply* **MT** *DMX512 Dimming 24V DC Power Supply* **DT** *0-10V Dimming 24V DC Power Suppl*	**V** *6°* **S** *9°* **J** *14°x40°*	**B** *Bottom* **S** *Side*	**27** *2700K* **30** *3000K* **40** *4000K*	**BK** *Black*
	ELF610-36	**ET** *ON-OFF 24V DC Power Supply* **MT** *DMX512 Dimming 24V DC Power Supply* **DT** *0-10V Dimming 24V DC Power Suppl*	**V** *6°* **S** *9°* **J** *14°x40°*	**B** *Bottom* **S** *Side*	**27** *2700K* **30** *3000K* **40** *4000K*	**BK** *Black*
	ELF610-48	**ET** *ON-OFF 24V DC Power Supply* **MT** *DMX512 Dimming 24V DC Power Supply* **DT** *0-10V Dimming 24V DC Power Suppl*	**V** *6°* **S** *9°* **J** *14°x40°*	**B** *Bottom* **S** *Side*	**27** *2700K* **30** *3000K* **40** *4000K*	**BK** *Black*
	ELF605-22	**MT** *DMX512 Dimming 24V DC Power Supply*	**1** *15°* **2** *25°* **3** *39°* **5** *53°* **F** *18°x43°*	**B** *Bottom* **S** *Side*	**F3** *RGBW 3000K* **F4** *RGBW 4000K* **F6** *RGBW 6000K*	**BK** *Black*
	ELF610-44	**MT** *DMX512 Dimming 24V DC Power Supply*	**1** *15°* **2** *25°* **3** *39°* **5** *53°* **F** *18°x43°*	**B** *Bottom* **S** *Side*	**F3** *RGBW 3000K* **F4** *RGBW 4000K* **F6** *RGBW 6000K*	**BK** *Black*

Example : ELF610-48ET-VB27BK

Model Number

Drawing	Model	Control Systems	Beam	Power Feed Type	CCT	Finish
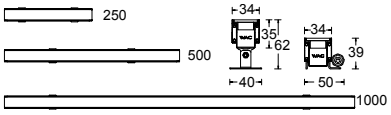	**ELF703-06**	**ET** *ON-OFF 24V DC Power Supply* **MT** *DMX512 Dimming 24V DC Power Supply* **DT** *0-10V Dimming 24V DC Power Suppl*	**1** *10° Integrated lens* **2** *20° Integrated lens*	**B** *Bottom* **S** *Side*	**27** *2700K* **30** *3000K* **40** *4000K*	**BK** *Black*
	ELF705-12	**ET** *ON-OFF 24V DC Power Supply* **MT** *DMX512 Dimming 24V DC Power Supply* **DT** *0-10V Dimming 24V DC Power Suppl*	**1** *10° Integrated lens* **2** *20° Integrated lens*	**B** *Bottom* **S** *Side*	**27** *2700K* **30** *3000K* **40** *4000K*	**BK** *Black*
	ELF710-24	**ET** *ON-OFF 24V DC Power Supply* **MT** *DMX512 Dimming 24V DC Power Supply* **DT** *0-10V Dimming 24V DC Power Suppl*	**1** *10° Integrated lens* **2** *20° Integrated lens*	**B** *Bottom* **S** *Side*	**27** *2700K* **30** *3000K* **40** *4000K*	**BK** *Black*

Example : ELF710-24ET-1B30BK

Light Distribution

ELF610-44

ELF610-44MT-1BF3BK

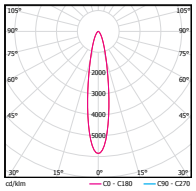

0º Aiming Angle

D(M)	LUX	W	L
1	5921	0.3	0.3
2	1480	0.7	0.7
3	658	1.0	1.0
4	370	1.3	1.3

ELF610-44MT-2BF3BK

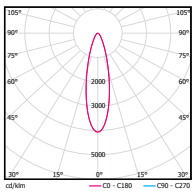

0º Aiming Angle

D(M)	LUX	W	L
1	4077	0.5	0.5
2	1019	0.9	0.9
3	453	1.4	1.4
4	255	1.8	1.8

ELF610-44MT-3BF3BK

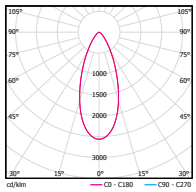

0º Aiming Angle

D(M)	LUX	W	L
1	2563	0.7	0.7
2	641	1.4	1.4
3	285	2.1	2.1
4	160	2.8	2.8

ELF610-44MT-5BF3BK

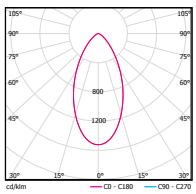

0º Aiming Angle

D(M)	LUX	W	L
1	1525	1.0	1.0
2	381	1.9	1.9
3	169	2.9	2.9
4	95	3.8	3.8

ELF610-44MT-FBF3BK

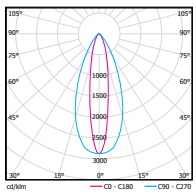

0º Aiming Angle

D(M)	LUX	W	L
1	1406	0.8	0.8
2	352	1.6	1.6
3	156	2.4	2.4
4	88	3.2	3.2

Light Distribution

ELF610-48

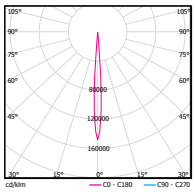

ELF610-48MT-VS30BK

0º Aiming Angle

D(M)	LUX	W	L
1	73843	0.12	0.12
2	18461	0.23	0.23
3	8205	0.35	0.35
4	4615	0.46	0.46

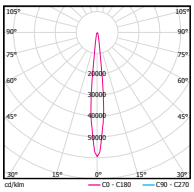

ELF610-48MT-SS30BK

0º Aiming Angle

D(M)	LUX	W	L
1	29170	0.18	0.18
2	7293	0.36	0.36
3	3241	0.54	0.54
4	1823	0.71	0.71

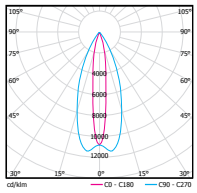

ELF610-48MT-JS30BK

0º Aiming Angle

D(M)	LUX	W	L
1	5385	0.25	0.25
2	1346	0.49	0.49
3	598	0.74	0.74
4	337	0.98	0.98

ELF710-24

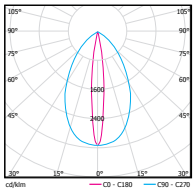

ELF710-24ET-1B30BK

0º Aiming Angle

D(M)	LUX	W	L
1	1536	0.22	0.22
2	18461	0.44	0.44
3	171	0.66	0.66
4	96	0.88	0.88

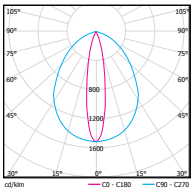

ELF710-24ET-2B30BK

0º Aiming Angle

D(M)	LUX	W	L
1	609	0.36	0.36
2	152	0.71	0.71
3	68	1.1	1.1
4	38	1.4	1.4

Accessories

Model	Description	Picture	Drawing	Quantity Suggested
ELF6-CB48025-BK	*250mm Cover*		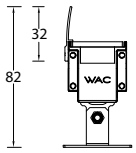	
ELF6-CB48050-BK	*500mm Cover*			
ELF6-CB48100-BK	*1000mm Cover*			
ELF6-GB48025-BK	*Grilling 250mm*		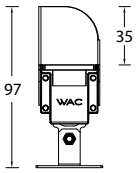	*RGBW VERSION ONLY SUITABLE FOR ELF6-GB36050-BK ELF6-GB36100-BK*
ELF6-GB24050-BK	*Grilling 12W 500mm*			
ELF6-GB36050-BK	*Grilling 18W 500mm*			
ELF6-GB48050-BK	*Grilling 24W 500mm*			
ELF6-GB24100-BK	*Grilling 24W 1000mm*			
ELF6-GB36100-BK	*Grilling 36W 1000mm*			
ELF6-GB48100-BK	*Grilling 48W 1000mm*			
ELF5-PC-CT002F	*ET Female connector*		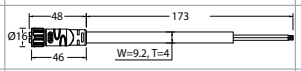	*48W/M 1 pc per 4m 36W/M 1 pc per 6m 24W/M 1 pc per 8m*
ELF5-PC-CT002M	*ET Male connector*		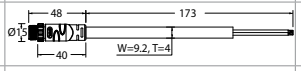	*48W/M 1 pc per 4m 36W/M 1 pc per 6m 24W/M 1 pc per 8m*
ELF5-CC-CT002F	*MT Female connector*		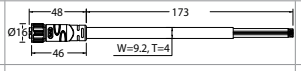	*48W/M 1 pc per 4m 36W/M 1 pc per 6m 24W/M 1 pc per 8m*
ELF5-CC-CT002M	*MT Male sconnector*		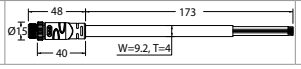	*48W/M 1 pc per 4m 36W/M 1 pc per 6m 24W/M 1 pc per 8m*

BEACON X7 | GRAZE II



Body Material	*Extruded aluminum profile, die-cast aluminum end cap*
Optical System	*Clear lens included*
Finish	*Environmentally safe powder coat*
Accessories/Brackets	*Aluminum bracket*

LED Options

	ELS203	ELS205	ELS210
LED Type	*High Power LED*	*High Power LED*	*High Power LED*
CRI	*Mono White, 90 / RGBW, 80*	*Mono White, 90 / RGBW, 80*	*Mono White, 90 / RGBW, 80*
LED Color Consistency	*3 SDCM(MONO) 5 SDCM(RGBW)*	*3 SDCM(MONO) 5 SDCM(RGBW)*	*3 SDCM(MONO) 5 SDCM(RGBW)*
LED Color	*2700K/3000K/4000K/RGBW*	*2700K/3000K/4000K/RGBW*	*2700K/3000K/4000K/RGBW*
LED Lifetime	*>50,000h-L70 / B10- Ta25℃ (LM-80/TM-21)*	*>50,000h-L70 / B10- Ta25℃ (LM-80/TM-21)*	*>50,000h-L70 / B10- Ta25℃ (LM-80/TM-21)*

Product Data

	ELS203	ELS205	ELS210
Length	*300mm*	*500mm*	*1000mm*
LED Power	*13.2W(MAX)*	*26.4W(MAX)*	*52.8W(MAX)*
LEDs(Quantity)	*6*	*12*	*24*
LED Lumen Output(3000K)	*1540lm*	*3080lm*	*6160lm*
Finish Color	*Black*	*Black*	*Black*
Net Weight	*1.0Kg*	*1.3Kg*	*2.8Kg*

Product Light Peformance(System Max Lumens @3000K)

Model / Beam		5°	9°	17°	22°	33°	51°	9°x15°	15°x43°
ELS203	**14**	*948lm*	*966lm*	*959lm*	*866lm*	*907lm*	*794lm*	*985lm*	*852lm*
ELS205	**28**	*1896lm*	*1932lm*	*1919lm*	*1732lm*	*1814lm*	*1588lm*	*1970lm*	*1705lm*
ELS210	**56**	*3791lm*	*3863lm*	*3837lm*	*3464lm*	*3628lm*	*3176lm*	*3939lm*	*3409lm*

Model Number

Drawing	Model	Control Systems	Beam	Power Feed Type	CCT	Finish
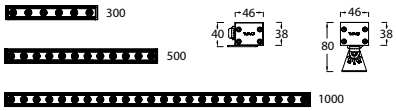	**ELS203-14**	**ET** *ON-OFF 24V DC Power Supply* **EC** *Max 700mA Drive* **MT** *DMX512 Dimming 24V DC Power Supply*	**V** *5°* **S** *9°* **1** *17°* **2** *22°* **3** *33°* **5** *51°* **E** *9°×15°* **G** *15°×43°*	**B** *Bottom* **S** *Side*	**27** *2700K* **30** *3000K* **40** *4000K*	**BK** *Black*
	ELS205-28	**ET** *ON-OFF 24V DC Power Supply* **EC** *Max 700mA Drive* **MT** *DMX512 Dimming 24V DC Power Supply*	**V** *5°* **S** *9°* **1** *17°* **2** *22°* **3** *33°* **5** *51°* **E** *9°×15°* **G** *15°×43°*	**B** *Bottom* **S** *Side*	**27** *2700K* **30** *3000K* **40** *4000K*	**BK** *Black*
	ELS210-56	**ET** *ON-OFF 24V DC Power Supply* **EC** *Max 700mA Drive* **MT** *DMX512 Dimming 24V DC Power Supply*	**V** *5°* **S** *9°* **1** *17°* **2** *22°* **3** *33°* **5** *51°* **E** *9°×15°* **G** *15°×43°*	**B** *Bottom* **S** *Side*	**27** *2700K* **30** *3000K* **40** *4000K*	**BK** *Black*
	ELS203-14	**MT** *DMX512 Dimming 24V DC Power Supply*	**1** *19°* **2** *26°* **3** *39°* **4** *49°* **F** *20°×45°*	**B** *Bottom* **S** *Side*	**F3** *RGBW(3000K)* **F4** *RGBW(4000K)* **F6** *RGBW(5700K)*	**BK** *Black*
	ELS205-28	**MT** *DMX512 Dimming 24V DC Power Supply*	**1** *19°* **2** *26°* **3** *39°* **4** *49°* **F** *20°×45°*	**B** *Bottom* **S** *Side*	**F3** *RGBW(3000K)* **F4** *RGBW(4000K)* **F6** *RGBW(5700K)*	**BK** *Black*
	ELS210-56	**MT** *DMX512 Dimming 24V DC Power Supply*	**1** *19°* **2** *26°* **3** *39°* **4** *49°* **F** *20°×45°*	**B** *Bottom* **S** *Side*	**F3** *RGBW(3000K)* **F4** *RGBW(4000K)* **F6** *RGBW(5700K)*	**BK** *Black*

Example : ELS210-56ET-SB30BK

Light Distribution

ELS210

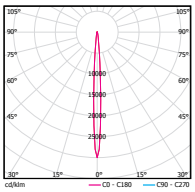

ELS210-56ET-VB30BK

0º Aiming Angle

D(M)	LUX	W	L
1	112097	0.1	0.1
2	28024	0.2	0.2
3	12455	0.3	0.3
4	7006	0.4	0.4

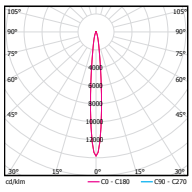

ELS210-56ET-SB30BK

0º Aiming Angle

D(M)	LUX	W	L
1	52756	0.2	0.2
2	13189	0.3	0.3
3	5862	0.5	0.5
4	3297	0.7	0.7

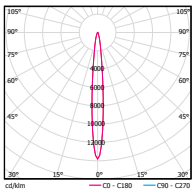

ELS210-56ET-1B30BK

0º Aiming Angle

D(M)	LUX	W	L
1	26294	0.3	0.3
2	6574	0.6	0.6
3	2922	0.9	0.9
4	1643	1.2	1.2

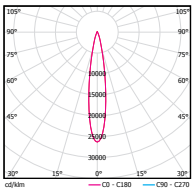

ELS210-56ET-2B30BK

0º Aiming Angle

D(M)	LUX	W	L
1	13229	0.4	0.4
2	3307	0.8	0.8
3	1470	1.2	1.2
4	827	1.6	1.6

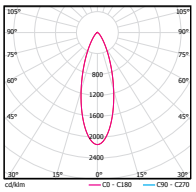

ELS210-56ET-3B30BK

0º Aiming Angle

D(M)	LUX	W	L
1	7748	0.6	0.6
2	1937	1.2	1.2
3	861	1.8	1.8
4	484	2.4	2.4

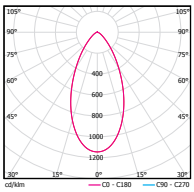

ELS210-56ET-5B30BK

0º Aiming Angle

D(M)	LUX	W	L
1	3617	0.9	0.9
2	904	1.9	1.9
3	402	2.8	2.8
4	226	3.7	3.7

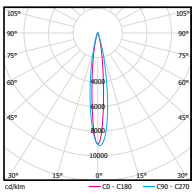

ELS210-56ET-EB30BK

0º Aiming Angle

D(M)	LUX	W	L
1	35735	0.2	0.3
2	8934	0.3	0.5
3	3971	0.5	0.8
4	2233	0.6	1.1

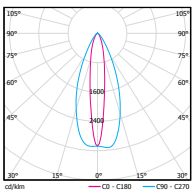

ELS210-56ET-GB30BK

0º Aiming Angle

D(M)	LUX	W	L
1	10491	0.2	0.3
2	2623	0.3	0.5
3	1166	0.5	0.8
4	656	0.6	1.1

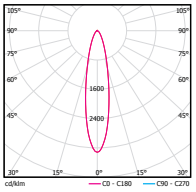

ELS210-56MT-1BF3BK

0º Aiming Angle

D(M)	LUX	W	L
1	6305	0.3	0.3
2	1576	0.7	0.7
3	701	1.0	1.0
4	394	1.3	1.3

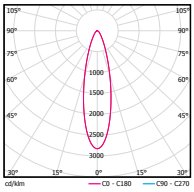

ELS210-56MT-2BF3BK

0º Aiming Angle

D(M)	LUX	W	L
1	5573	0.5	0.5
2	1394	0.9	0.9
3	619	1.4	1.4
4	348	1.9	1.9

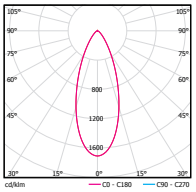

ELS210-56MT-3BF3BK

0º Aiming Angle

D(M)	LUX	W	L
1	3505	0.7	0.7
2	876	1.4	1.4
3	389	2.1	2.1
4	219	2.8	2.8

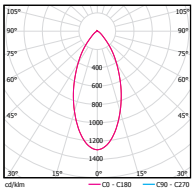

ELS210-56MT-4BF3BK

0º Aiming Angle

D(M)	LUX	W	L
1	2166	0.9	0.9
2	526	1.7	1.7
3	234	2.6	2.6
4	132	3.4	3.4

Accessories

Model	Description	Picture	Drawing	Qty Suggested
ELS2-GB030-BK	*300mm Frame*		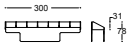	
ELS2-GB050-BK	*500mm Frame*		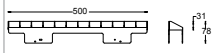	
ELS2-GB100-BK	*1000mm Frame*		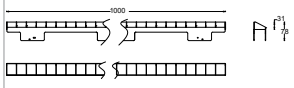	
ELC3-SC-CT002F	*Female signal connector*		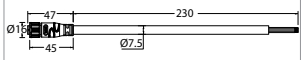	*1pc per 32m*
ELC3-SC-CT002M	*Male signal connector*		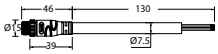	*1pc per 32m*

BEACON X7 | GRAZE LARGE



ELS5 7°

Body Material	*Extruded aluminum profile, die-cast aluminum end cap*
Optical System	*Clear lens included*
Finish	*Environmentally safe powder coat*
Accessories/Brackets	*Aluminum bracket*

LED Options

	ELS505	ELS510
LED Type	*High Power LED*	*High Power LED*
CRI	*Mono White, 90 / RGBW, 80*	*Mono White, 90 / RGBW, 80*
LED Color Consistency	*3 SDCM(MONO) / 5 SDCM(RGBW)*	*3 SDCM(MONO) / 5 SDCM(RGBW)*
LED Color	*2700K/3000K/4000K/RGBW*	*2700K/3000K/4000K/RGBW*
LED Lifetime	*>50,000h-L70 / B10-Ta25℃ (LM-80/TM-21)*	*>50,000h-L70 / B10-Ta25℃ (LM-80/TM-21)*

Product Data

	ELS505	ELS510
Length	*500mm*	*1000mm*
LED Power	*54W(MAX)*	*108W(MAX)*
LEDs(Quantity)	*24*	*48*
LED Lumen Output(3000K)	*5670lm*	*11340lm*
Finish Color	*Black*	*Black*
Net Weight	*3.0Kg*	*6.0Kg*

Product Light Peformance(System Max Lumens @3000K)

Model	Beam	9°	14°	25°	39°	53°	17°x59°
ELS505	**054**	*5541lm*	*5278lm*	*5125lm*	*4711lm*	*4008lm*	*4101lm*
ELS510	**108**	*11081lm*	*10556lm*	*10249lm*	*9421lm*	*8016lm*	*8202lm*

Model Number

Drawing	Model	Control Systems	Beam	CCT	Finish
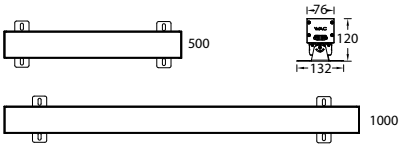	**ELS505-054**	**EL** *ON-OFF 220V AC Power Supply* **ML** *DMX512 Dimming 220V AC Power Supply*	**S** *9°* **1** *14°* **2** *25°* **3** *39°* **5** *53°* **J** *17°x59°*	**27** *2700K* **30** *3000K* **40** *4000K*	**BK** *Black*
	ELS510-108	**EL** *ON-OFF 220V AC Power Supply* **ML** *DMX512 Dimming 220V AC Power Supply*	**S** *9°* **1** *14°* **2** *25°* **3** *39°* **5** *53°* **J** *17°x59°*	**27** *2700K* **30** *3000K* **40** *4000K*	**BK** *Black*
	ELS505-054	**ML** *DMX512 Dimming 220V AC Power Supply*	**1** *14°* **2** *24°* **4** *39°* **6** *57°* **G** *23°x35°*	**F3** *RGBW(3000K)* **F4** *RGBW(4000K)*	**BK** *Black*
	ELS510-108	**ML** *DMX512 Dimming 220V AC Power Supply*	**1** *14°* **2** *24°* **4** *39°* **6** *57°* **G** *23°x35°*	**F3** *RGBW(3000K)* **F4** *RGBW(4000K)*	**BK** *Black*
	ELS505-054	**ML** *DMX512 Dimming 220V AC Power Supply*	**S** *7°**	**F3** *RGBW(3000K)* **F4** *RGBW(4000K)*	**BK** *Black*
	ELS510-108	**ML** *DMX512 Dimming 220V AC Power Supply*	**S** *7°**	**F3** *RGBW(3000K)* **F4** *RGBW(4000K)*	**BK** *Black*

Example : ELS510-108EL-S30BK
Note : "*" There is no INFI-POWER intelligent constant-power system for beam angle 7°.

Light Distribution

ELS510

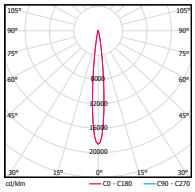

ELS510-108EL-S30BK

0° Aiming Angle

D(M)	LUX	W	L
1	209394	0.2	0.2
2	52349	0.3	0.3
3	23266	0.5	0.5
4	13087	0.7	0.7

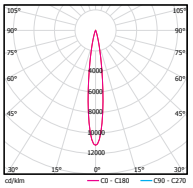

ELS510-108EL-130BK

0° Aiming Angle

D(M)	LUX	W	L
1	122584	0.2	0.2
2	30646	0.5	0.5
3	13620	0.7	0.7
4	7662	1.0	1.0

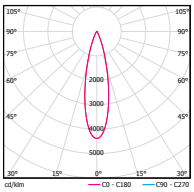

ELS510-108EL-230BK

0° Aiming Angle

D(M)	LUX	W	L
1	45553	0.4	0.4
2	11388	0.9	0.9
3	5061	1.3	1.3
4	2847	1.8	1.8

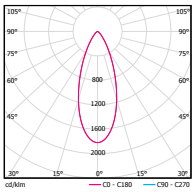

ELS510-108EL-330BK

0° Aiming Angle

D(M)	LUX	W	L
1	17197	0.7	0.7
2	4299	1.4	1.4
3	1911	2.1	2.1
4	1075	2.8	2.8

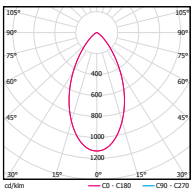

ELS510-108EL-530BK

0° Aiming Angle

D(M)	LUX	W	L
1	9124	1.0	1.0
2	2281	2.0	2.0
3	1014	3.0	3.0
4	570	4.0	4.0

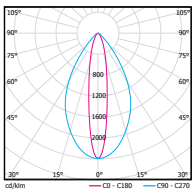

ELS510-108EL-J30BK

0° Aiming Angle

D(M)	LUX	W	L
1	19811	0.3	1.1
2	4953	0.6	2.3
3	2201	0.9	3.4
4	1238	1.2	4.5

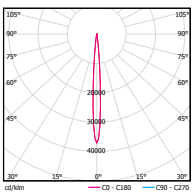

ELS510-108ML-SF4BK

0° Aiming Angle

D(M)	LUX	W	L
1	207152	0.1	0.1
2	51788	0.2	0.2
3	23017	0.4	0.4
4	12947	0.5	0.5

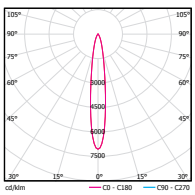

ELS510-108ML-1F3BK

0° Aiming Angle

D(M)	LUX	W	L
1	28167	0.2	0.2
2	7042	0.5	0.5
3	3130	0.7	0.7
4	1760	1.0	1.0

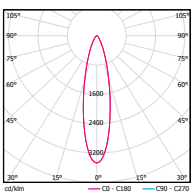

ELS510-108ML-2F3BK

0° Aiming Angle

D(M)	LUX	W	L
1	12558	0.4	0.4
2	3140	0.9	0.9
3	1395	1.3	1.3
4	785	1.7	1.7

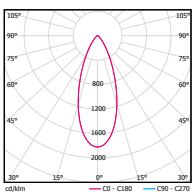

ELS510-108ML-4F3BK

0° Aiming Angle

D(M)	LUX	W	L
1	28167	0.2	0.2
2	7042	0.5	0.5
3	3130	0.7	0.7
4	1760	1.0	1.0

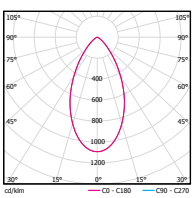

ELS510-108ML-6F3BK

0° Aiming Angle

D(M)	LUX	W	L
1	4001	1.1	1.1
2	1000	2.2	2.2
3	445	3.3	3.3
4	250	4.3	4.3

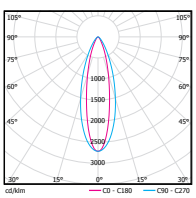

ELS510-108ML-GF3BK

0° Aiming Angle

D(M)	LUX	W	L
1	4041	0.41	0.41
2	1010	0.81	0.81
3	449	1.2	1.2
4	253	1.6	1.6

Accessories

Model	Description	Picture	Drawing	Qty Suggested
ELC3-SC-CT002F	*Female signal connector*		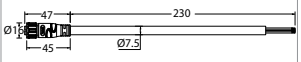	*1pc per 16m*
ELC3-SC-CT002M	*Male signal connector*		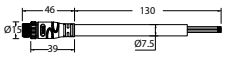	*1pc per 16m*
ELS5-CB050-BK	*Cover 500mm*		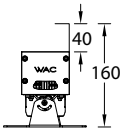	
ELS5-CB100-BK	*Cover 1000mm*		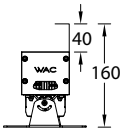	

BEACON X7 | WASH



Body Material	*Extruded aluminum profile, die-cast aluminum end cap*
Optical System	*Clear lens included*
Finish	*Environmentally safe powder coat*
Accessories/Brackets	*Aluminum bracket*

LED Options

	ELW503	ELW505	ELW510
LED Type	*High Power LED*	*High Power LED*	*High Power LED*
CRI	*90*	*90*	*90*
LED Color Consistency	*3 SDCM(MONO))*	*3 SDCM(MONO))*	*3 SDCM(MONO))*
LED Color	*2700K/3000K/4000K*	*2700K/3000K/4000K*	*2700K/3000K/4000K*
LED Lifetime	*>50,000h-L70 / B10- Ta25°C (LM-80/TM-21)*	*>50,000h-L70 / B10- Ta25°C (LM-80/TM-21)*	*>50,000h-L70 / B10- Ta25°C (LM-80/TM-21)*

Product Data

	ELW503	ELW505	ELW510
Length	*300mm*	*500mm*	*1000mm*
LED Power	*13.2W(MAX)*	*26.4W(MAX)*	*52.8W(MAX)*
LEDs(Quantity)	*6*	*12*	*24*
LED Lumen Output(3000K)	*966lm*	*1932lm*	*3864lm*
Finish Color	*Black*	*Black*	*Black*
Net Weight	*0.73Kg*	*1.3Kg*	*2.6Kg*

Product Light Peformance(System Max Lumens @3000K)

Model	Beam	Wall Washer
ELW503	**14**	*914lm*
ELW505	**28**	*1828lm*
ELW510	**56**	*3655lm*

Model Number

Drawing	Model	Control Systems	Beam	CCT	Finish
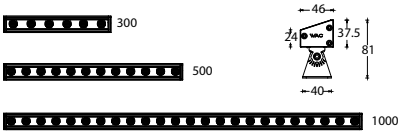	**ELW503-14**	**ET** *ON-OFF 24V DC Power Supply* **MT** *DMX512 Dimming 24V DC Power Supply*	**W** *Wall Washer (1:5)*	**27** *2700K* **30** *3000K* **40** *4000K*	**BK** *Black*
	ELW505-28	**ET** *ON-OFF 24V DC Power Supply* **MT** *DMX512 Dimming 24V DC Power Supply*	**W** *Wall Washer (1:5)*	**27** *2700K* **30** *3000K* **40** *4000K*	**BK** *Black*
	ELW510-56	**ET** *ON-OFF 24V DC Power Supply* **MT** *DMX512 Dimming 24V DC Power Supply*	**W** *Wall Washer (1:5)*	**F3** *RGBW(3000K)* **F4** *RGBW(4000K)*	**BK** *Black*

Example : ELW510-56ET-WB30BK

Light Distribution

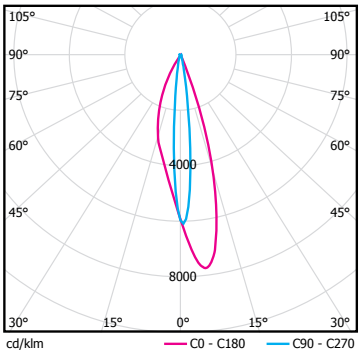

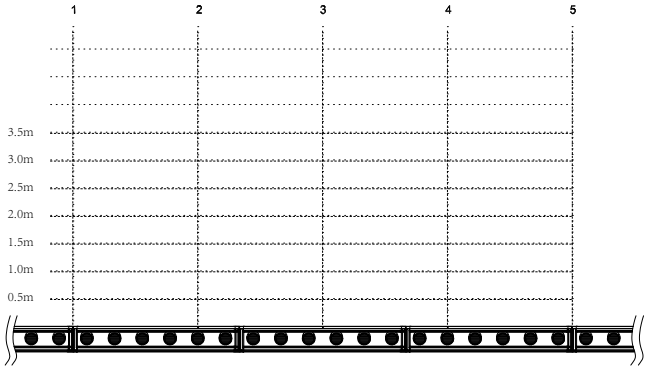

Distance from wall(0.5m)

Height(m)	1(LUX)	2(LUX)	3(LUX)	4(LUX)	5(LUX)
5	39	40	41	40	40
4.5	48	49	49	49	49
4	59	60	61	60	60
3.5	75	76	76	76	76
3	97	98	98	98	97
2.5	124	125	125	125	124
2	147	148	148	148	147
1.5	138	139	139	139	138
1	83	84	85	85	83
0.5	61	62	62	62	61

Distance from wall(1.0m)

Height(m)	1(LUX)	2(LUX)	3(LUX)	4(LUX)	5(LUX)
5	61	63	63	63	62
4.5	68	70	70	70	69
4	74	75	75	75	74
3.5	76	77	77	77	76
3	71	72	72	72	71
2.5	59	60	60	60	60
2	42	43	44	43	42
1.5	33	35	35	35	34
1	30	31	32	31	30
0.5	19	20	20	20	19

BEACON X7 | VIEW



Body Material	*Extruded aluminum profile, die-cast aluminum end cap*
Optical System	*Clear lens included*
Finish	*Environmentally safe powder coat*
Accessories/Brackets	*Aluminum bracket*

LED Options

	ELV103	ELV106	ELV109	ELV112	ELV203	ELV206	ELV209	ELV212
LED Type	*High Power LED*	*High Power LED*	*High Power LED*	*High Power LED*	*High Power LED*	*High Power LED*	*High Power LED*	*High Power LED*
CRI	*80*	*80*	*80*	*80*	*80*	*80*	*80*	*80*
LED Color Consistency	*3 SDCM*	*3 SDCM*	*3 SDCM*	*3 SDCM*	*3 SDCM*	*3 SDCM*	*3 SDCM*	*3 SDCM*
LED Color	*3000K/4000K*	*3000K/4000K*	*3000K/4000K*	*3000K/4000K*	*3000K/4000K*	*3000K/4000K*	*3000K/4000K*	*3000K/4000K*
LED Lifetime	*>50,000h-L70/B10-Ta25℃ (LM-80/TM-21)*	*>50,000h-L70/B10-Ta25℃ (LM-80/TM-21)*	*>50,000h-L70/B10-Ta25℃ (LM-80/TM-21)*	*>50,000h-L70/B10-Ta25℃ (LM-80/TM-21)*	*>50,000h-L70/B10-Ta25℃ (LM-80/TM-21)*	*>50,000h-L70/B10-Ta25℃ (LM-80/TM-21)*	*>50,000h-L70/B10-Ta25℃ (LM-80/TM-21)*	*>50,000h-L70/B10-Ta25℃ (LM-80/TM-21)*

Product Data

	ELV103	ELV106	ELV109	ELV112	ELV203	ELV206	ELV209	ELV212
Length	*300mm*	*600mm*	*900mm*	*1200mm*	*300mm*	*600mm*	*900mm*	*1200mm*
LED Power	*7W(MAX)*	*14W(MAX)*	*21W(MAX)*	*28W(MAX)*	*7W(MAX)*	*14W(MAX)*	*21W(MAX)*	*28W(MAX)*
LEDs(Quantity)	*3*	*6*	*9*	*12*	*3*	*6*	*9*	*12*
LED Lumen Output(3000K)	*483lm*	*966lm*	*1449lm*	*1932lm*	*483lm*	*966lm*	*1449lm*	*1932lm*
Finish Color	*Black*	*Black*	*Black*	*Black*	*Black*	*Black*	*Black*	*Black*
Net Weight	*0.5Kg*	*1.0Kg*	*1.5Kg*	*2.0Kg*	*0.45Kg*	*0.9Kg*	*1.35Kg*	*1.8Kg*

Product Light Peformance(System Max Lumens @3000K)

Model	Beam	60°x100°
ELV103	**07**	*368lm*
ELV106	**14**	*748lm*
ELV109	**21**	*1088lm*
ELV112	**28**	*1399lm*
ELV203	**07**	*443lm*
ELV206	**14**	*890lm*
ELV209	**21**	*1329lm*
ELV212	**28**	*1772lm*

Model Number

Drawing	Model	Control Systems	Beam	Power Feed Type	CCT	Finish
	**ELV103-07**	**ET** *ON-OFF 24V DC Power Supply* **MT** *DMX512 Dimming 24V DC Power Supply*	**C** *60°×100°*	**S** *Side* **B** *Bottom*	**30** *3000K* **40** *4000K*	**BK** *Black*
	ELV106-14	**ET** *ON-OFF 24V DC Power Supply* **MT** *DMX512 Dimming 24V DC Power Supply*	**C** *60°×100°*	**S** *Side* **B** *Bottom*	**30** *3000K* **40** *4000K*	**BK** *Black*
	ELV109-21	**ET** *ON-OFF 24V DC Power Supply* **MT** *DMX512 Dimming 24V DC Power Supply*	**C** *60°×100°*	**S** *Side* **B** *Bottom*	**30** *3000K* **40** *4000K*	**BK** *Black*
	ELV112-28	**ET** *ON-OFF 24V DC Power Supply* **MT** *DMX512 Dimming 24V DC Power Supply*	**C** *60°×100°*	**S** *Side* **B** *Bottom*	**30** *3000K* **40** *4000K*	**BK** *Black*

Example : ELV103-07ET-CS30-B

Drawing	Model	Control Systems	Beam	Power Feed Type	CCT	Finish
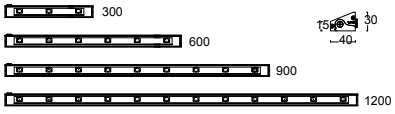	**ELV203-07**	**ET** *ON-OFF 24V DC Power Supply* **MT** *DMX512 Dimming 24V DC Power Supply*	**C** *60°×100°*	**S** *Side*	**30** *3000K* **40** *4000K*	**BK** *Black*
	ELV206-14	**ET** *ON-OFF 24V DC Power Supply* **MT** *DMX512 Dimming 24V DC Power Supply*	**C** *60°×100°*	**S** *Side*	**30** *3000K* **40** *4000K*	**BK** *Black*
	ELV209-21	**ET** *ON-OFF 24V DC Power Supply* **MT** *DMX512 Dimming 24V DC Power Supply*	**C** *60°×100°*	**S** *Side*	**30** *3000K* **40** *4000K*	**BK** *Black*
	ELV212-28	**ET** *ON-OFF 24V DC Power Supply* **MT** *DMX512 Dimming 24V DC Power Supply*	**C** *60°×100°*	**S** *Side*	**30** *3000K* **40** *4000K*	**BK** *Black*

Example : ELV203-07ET-CS30-B

Light Distribution

ELV103-07ET-CS30-B

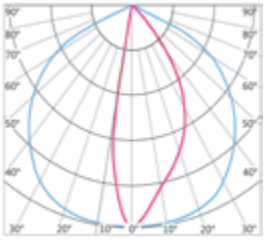

ELV203-07ET-CS30-B

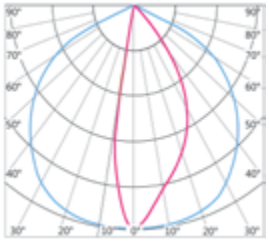

TRINITY

TRINITY can be freely combined and connected individually to form a linear light array of cylindrical elements that can reach up to two meters long.The luminaires are ideal for long runs and meet specifiers' needs to illuminate large-scale, commercial facades and high-rise office buildings.

The core advantage of TRINITY lies in its flexible body design, created with a versatile profile to fit complex curved and straight line surfaces and unique angles of facades. The luminaire showcases three dimensional beauty, which can adjust the projection in multiple directions and beam angles. TRINITY luminaires blend seamlessly into a broad range of architectural themes.



TRINITY



Body Material	*Extruded aluminum profile, plastic Injection End Cap*
Optical System	*Lens*
Finish	*Environmentally safe powder coat*
Adjustable angle	*ELS401: 0°-365° horizontal rotation and ±90° vertical aiming tilt* *ELS403/ELS405/ELS410: X-axis: ±28°; Y-axis: 0°~-16°; Z-axis: ±45°*
Accessories/Brackets	*ELS401: Wall Wash Visor/Honeycomb/Beam Elongated Lens* *ELS403/ELS405/ELS410: Insert/Hood/Swivel Bracket*

LED Options

	ELS401	ELS403	ELS405	ELS410
LED Type	*High Power LED*	*High Power LED*	*High Power LED*	*High Power LED*
CRI	*Mono White, 90 / RGBW, 80*	*Mono White, 90 / RGBW, 80*	*Mono White, 90 / RGBW, 80*	*Mono White, 90 / RGBW, 80*
LED Color Consistency	*3 SDCM(MONO)* *5 SDCM(RGBW)*	*3 SDCM(MONO)* *5 SDCM(RGBW)*	*3 SDCM(MONO)* *5 SDCM(RGBW)*	*3 SDCM(MONO)* *5 SDCM(RGBW)*
LED Color	*2700K/3000K/4000K/RGBW*	*2700K/3000K/4000K/RGBW*	*2700K/3000K/4000K/RGBW*	*2700K/3000K/4000K/RGBW*
LED Lifetime	*>50,000h-L70 / B10-* *Ta25℃ (LM-80/TM-21)*	*>50,000h-L70 / B10-* *Ta25℃ (LM-80/TM-21)*	*>50,000h-L70 / B10-* *Ta25℃ (LM-80/TM-21)*	*>50,000h-L70 / B10-* *Ta25℃ (LM-80/TM-21)*

Product Data

	ELS401	ELS403	ELS405	ELS410
Length	*/*	*250mm*	*500mm*	*1000mm*
LED Power	*3W(MAX)*	*19W(MAX)*	*39W(MAX)*	*78W(MAX)*
LEDs(Quantity)	*1*	*6*	*12*	*24*
LED Lumen Output(3000K)	*158lm*	*945lm*	*1890lm*	*3780lm*
Finish Color	*Black*	*Black*	*Black*	*Black*
Net Weight	*0.06Kg*	*0.38Kg*	*0.75Kg*	*1.5Kg*

Product Light Peformance(System Max Lumens @3000K)

Model		Beam 9°	12°	20°	33°	51°	14x56°
ELS401	**03**	*117lm*	*122lm*	*119lm*	*109lm*	*100lm*	*93lm*
ELS403	**19**	*701lm*	*630lm*	*712lm*	*655lm*	*601lm*	*561lm*
ELS405	**39**	*1402lm*	*1460lm*	*1423m*	*1310lm*	*1202lm*	*1121lm*
ELS410	**78**	*2804lm*	*2919lm*	*2846lm*	*2619lm*	*2404lm*	*2242lm*

Model Number

Drawing	Model	Power	Control Systems	Beam	CCT	Finish
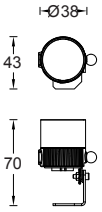	**ELS401**	**03** *3WMax)*	**ET** *ON-OFF 24V~48V DC Power Supply* **MT** *DMX512 Dimming 24V-48V DC Power Suppl*	**S** *9°* **1** *12°* **2** *20°* **3** *33°* **5** *51°* **E** *14°x56°*	**27** *2700K* **30** *3000K* **40** *4000K*	**BK** *Black*
	ELS401	**03** *3WMax)*	**ET** *ON-OFF 24V~48V DC Power Supply* **MT** *DMX512 Dimming 24V-48V DC Power Suppl*	**1** *18°* **2** *28°* **5** *51°* **G** *23°x32°*	**F30** *RGBW(3000K)* **F40** *RGBW(4000K)* **F60** *RGBW(6000K)*	**BK** *Black*

Example : ELS401-03MT-1F30BK

Drawing	Model	Control Systems	Beam	CCT	Finish
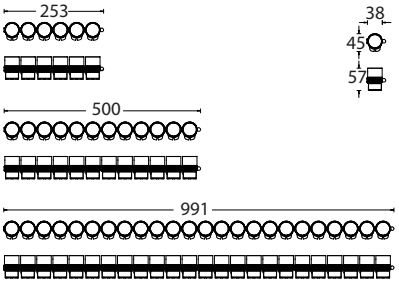	**ELS403-19**	**ET** *ON-OFF 24V~48V DC Power Supply* **MT** *DMX512 Dimming 24V-48V DC Power Suppl*	**S** *9°* **1** *12°* **2** *20°* **3** *33°* **5** *51°* **E** *14°x56°*	**27** *2700K* **30** *3000K* **40** *4000K*	**BK** *Black*
	ELS405-39	**ET** *ON-OFF 24V~48V DC Power Supply* **MT** *DMX512 Dimming 24V-48V DC Power Suppl*	**S** *9°* **1** *12°* **2** *20°* **3** *33°* **5** *51°* **E** *14°x56°*	**27** *2700K* **30** *3000K* **40** *4000K*	**BK** *Black*
	ELS410-78	**ET** *ON-OFF 24V~48V DC Power Supply* **MT** *DMX512 Dimming 24V-48V DC Power Suppl*	**S** *9°* **1** *12°* **2** *20°* **3** *33°* **5** *51°* **E** *14°x56°*	**27** *2700K* **30** *3000K* **40** *4000K*	**BK** *Black*
	ELS403-19	**MT** *DMX512 Dimming 24V-48V DC Power Suppl*	**1** *18°* **2** *28°* **5** *51°* **G** *23°x32°*	**F30** *RGBW(3000K)* **F40** *RGBW(4000K)* **F60** *RGBW(6000K)*	**BK** *Black*
	ELS405-39	**MT** *DMX512 Dimming 24V-48V DC Power Suppl*	**1** *18°* **2** *28°* **5** *51°* **G** *23°x32°*	**F30** *RGBW(3000K)* **F40** *RGBW(4000K)* **F60** *RGBW(6000K)*	**BK** *Black*
	ELS410-78	**MT** *DMX512 Dimming 24V-48V DC Power Suppl*	**1** *18°* **2** *28°* **5** *51°* **G** *23°x32°*	**F30** *RGBW(3000K)* **F40** *RGBW(4000K)* **F60** *RGBW(6000K)*	**BK** *Black*

Example : ELS403-19MT-S30BK

Light Distribution

ELS410

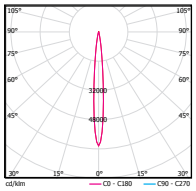

ELS410-78MT-S30BK

0° Aiming Angle

D(M)	LUX	W	L
1	64907	0.2	0.2
2	16227	0.3	0.3
3	7212	0.5	0.5
4	4057	0.7	0.7

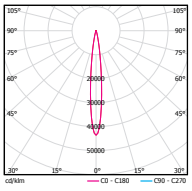

ELS410-78MT-130BK

0° Aiming Angle

D(M)	LUX	W	L
1	21534	0.21	0.4
2	5384	0.42	0.7
3	2393	0.63	1.1
4	1346	0.84	1.4

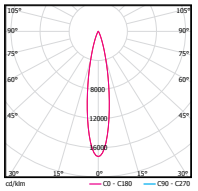

ELS410-78MT-230BK

0° Aiming Angle

D(M)	LUX	W	L
1	17234	0.4	0.4
2	4309	0.7	0.7
3	1915	1.1	1.1
4	1077	1.4	1.4

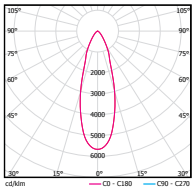

ELS410-78MT-330BK

0° Aiming Angle

D(M)	LUX	W	L
1	5683	0.6	0.6
2	1421	1.2	1.2
3	631	1.8	1.8
4	355	2.4	2.4

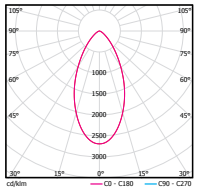

ELS410-78MT-530BK

0° Aiming Angle

D(M)	LUX	W	L
1	2691	1.0	1.0
2	673	1.9	1.9
3	299	2.9	2.9
4	168	3.8	3.8

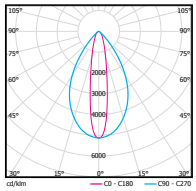

ELS410-78MT-E30BK

0° Aiming Angle

D(M)	LUX	W	L
1	5744	0.2	0.9
2	1436	0.5	1.9
3	638	0.7	2.8
4	359	1.0	3.7

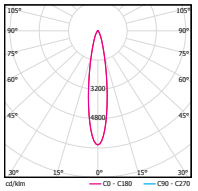

ELS410-78MT-1F30BK

0° Aiming Angle

D(M)	LUX	W	L
1	6229	0.3	0.3
2	1557	0.7	0.7
3	692	1.0	1.0
4	389	1.3	1.3

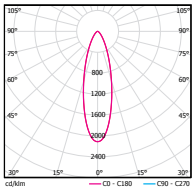

ELS410-78MT-2F30BK

0° Aiming Angle

D(M)	LUX	W	L
1	2109	0.5	0.5
2	527	1.0	1.0
3	234	1.6	1.6
4	132	2.1	2.1

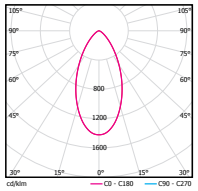

ELS410-78MT-5F30BK

0° Aiming Angle

D(M)	LUX	W	L
1	1420	1.0	1.0
2	355	1.9	1.9
3	158	2.9	2.9
4	89	3.8	3.8

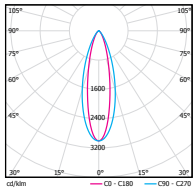

ELS410-78MT-GF30BK

0° Aiming Angle

D(M)	LUX	W	L
1	3009	0.4	0.6
2	752	0.8	1.3
3	334	1.2	1.8
4	188	1.7	2.4

Accessories

Model	Item	Picture	Drawing		Applicable Model
Class I Hood Accessory					
ELS4-WW1-BK	*Wall Washer Visor*		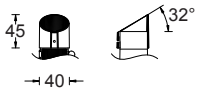		**ELS401/ELS403/ ELS405/ELS410**
ELS4-WW2-BK	*Wall Washer Visor*		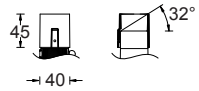		**ELS401/ELS403/ ELS405/ELS410**
Class II Optical Accessory (to be used with Class I Hood Accessory)					
ELS4-HC1	*Honeycomb*		/		**ELS401/ELS403/ ELS405/ELS410**
ELS4-BEL1	*Beam Elongated Lens Horizontal Direction*				**ELS401/ELS403/ ELS405/ELS410**
ELS4-BEL2	*Beam Elongated Lens Vertical Direction*				**ELS401/ELS403/ ELS405/ELS410**
ELS4-BSL	*Beam Elongated Lens*		/		**ELS401/ELS403/ ELS405/ELS410**
Mounting Bracket Accessory					
ELS4-FB004-BK	*Fixed Bracket*		/	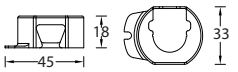	**ELS401**
ELS4-AB001	*Adjust Bracket*				**ELS403**
ELS4-AB002	*Adjust Bracket W / SPRIK*			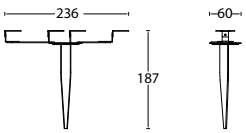	**ELS403**
ELS4-FB002	*Hoops Bracket*			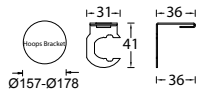	**ELS403/ELS405/ ELS410**
ELS4-FB003	*Wall Mounted Bracket*			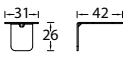	**ELS403/ELS405/ ELS410**

SPOT LUMINAIRES

PANTHER 449

PANTHER SINGLE DIODE LED 451
PANTHER COB 459
PANTHER RGBW 24V DC 463
PANTHER ACCENT 467
PANTHER ADJUSTABLE WASH 471
PANTHER GOBO 473

RING 477

SHINE PRO 483

SHINE PRO 485
SHINE PRO LARGE 497





Xujiahui Catholic Church
Shanghai



PANTHER

Revealing a low profile design enhanced with extremely high optical performance delivered for a myriad of exterior environments, PANTHER Spots are available in a variety of sizes and use the latest LED proprietary technologies. With an integrated or remote gearbox , the luminaires feature an angle adjustment indicator with vertical and horizontal rotation and a locking mechanism that ensures precision aiming.



"Nest on the Southern Branch" Public Art Exhibition
Shenzhen, Guangdong Province

PANTHER SINGLE DIODE LED



Body Material	*Die-cast aluminum body*
Optical System	*EP1TI: Clear lens included + W-Module* *Clear lens included + SUBROSA® optical system*
Finish	*Environmentally safe powder coat*
Adjustable angle	*0°-330° horizontal rotation and -30° to 90° vertical aiming tilt*
Accessories/Brackets	*Various accessories available*

LED Options

	EP1TI	EP1NI	EP1SI	EP1MI	EP1LI
LED Type	*High Power LED*	*High Power LED*	*High Power LED*	*High Power LED*	*High Power LED*
CRI	*80*	*90*	*90*	*90*	*90*
LED Color Consistency	*3 SDCM*	*3 SDCM*	*3 SDCM*	*3 SDCM*	*3 SDCM*
LED Color	*3000K/4000K*	*2700K/3000K/4000K*	*2700K/3000K/4000K*	*2700K/3000K/4000K*	*2700K/3000K/4000K*
LED Lifetime	*>50,000h-L70 / B10-Ta25℃ (LM-80/TM-21)*	*>50,000h-L70 / B10-Ta25℃ (LM-80/TM-21)*	*>50,000h-L70 / B10-Ta25℃ (LM-80/TM-21)*	*>50,000h-L70 / B10-Ta25℃ (LM-80/TM-21)*	*>50,000h-L70 / B10-Ta25℃ (LM-80/TM-21)*

Product Data

	EP1TI	EP1NI	EP1SI	EP1MI	EP1LI
LED Power	*2W(MAX)*	*8W(MAX)*	*19W(MAX)*	*29W(MAX)*	*49W(MAX)*
LEDs(Quantity)	*1*	*3*	*7*	*12*	*18*
LED Lumen Output(3000K)	*166lm*	*840lm*	*1995lm*	*3045lm*	*4945lm*
Finish Color	*Black*	*Black*	*Black*	*Black*	*Black*
Net Weight	*0.75Kg*	*1.0Kg*	*1.6Kg*	*2.1Kg*	*3.1Kg*

Product Light Peformance(System Max Lumens @3000K)

Model \ Beam		6°	13°	22°	30°	33°	40°	50°
EP1TI	**03**	*156lm*	*157lm*	*/*	*160lm*	*/*	*144lm*	*/*
EP1NI	**08**	*441lm*	*331lm*	*346lm*	*/*	*427lm*	*/*	*341lm*
EP1SI	**19**	*1096lm*	*868lm*	*879lm*	*/*	*1081lm*	*/*	*871lm*
EP1MI	**29**	*1725lm*	*1364lm*	*1428lm*	*/*	*1701lm*	*/*	*1395lm*
EP1LI	**49**	*2912lm*	*2165lm*	*2282lm*	*/*	*2783lm*	*/*	*2239lm*

Model Number

Drawing	Model	Control Systems	Beam	CCT	Finish
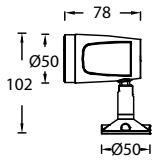	**EP1TI-03**	**ET** *ON-OFF 24V DC Power Supply* **MT** *DMX512 Dimming 24V DC Power Supply*	**S** *6°* **1** *13°* **3** *30°* **4** *40°*	**30** *3000K* **40** *4000K*	**BK** *Black*

Example : EP1TI-03ET-S30BK

Drawing	Model	Control Systems	Beam	CCT	Finish
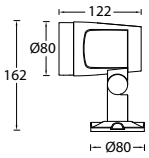	**EP1NI-08**	**EL** *ON-OFF 220V AC Power Supply* **ML** *DMX512 Dimming 220V AC Power Supply*	**S** *6°* **1** *13°* **2** *22°* **3** *33°* **5** *50°*	**27** *2700K* **30** *3000K* **40** *4000K*	**BK** *Black*

Example : EP1NI-08EL-S30BK

Drawing	Model	Control Systems	Beam	CCT	Finish
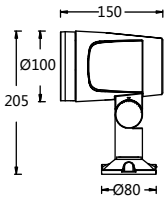	**EP1SI-19**	**EL** *ON-OFF 220V AC Power Supply* **ML** *DMX512 Dimming 220V AC Power Supply*	**S** *6°* **1** *13°* **2** *22°* **3** *33°* **5** *50°*	**27** *2700K* **30** *3000K* **40** *4000K*	**BK** *Black*

Example : EP1SI-19EL-S30BK

Drawing	Model	Control Systems	Beam	CCT	Finish
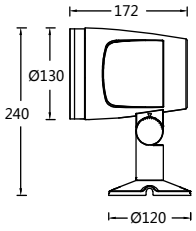	**EP1MI-29**	**EL** *ON-OFF 220V AC Power Supply* **ML** *DMX512 Dimming 220V AC Power Supply*	**S** *6°* **1** *13°* **2** *22°* **3** *33°* **5** *50°*	**27** *2700K* **30** *3000K* **40** *4000K*	**BK** *Black*

Example : EP1MI-29EL-S30BK

Drawing	Model	Control Systems	Beam	CCT	Finish
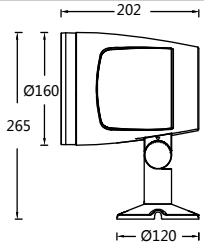	**EP1LI-49**	**EL** *ON-OFF 220V AC Power Supply* **ML** *DMX512 Dimming 220V AC Power Supply*	**S** *6°* **1** *13°* **2** *22°* **3** *33°* **5** *50°*	**27** *2700K* **30** *3000K* **40** *4000K*	**BK** *Black*

Example :EP1LI-49EL-S30BK

Light Distribution

EP1TI-03

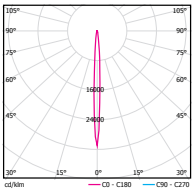

EP1TI-03ET-S40BK

0° Aiming Angle

D(M)	LUX	W	L
1	4854	0.1	0.1
2	1213	0.2	0.2
3	539	0.3	0.3
4	303	0.4	0.4

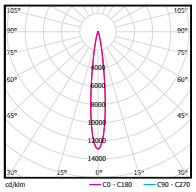

EP1T1-03ET-140BK

0° Aiming Angle

D(M)	LUX	W	L
1	2113	0.2	0.2
2	528	0.5	0.5
3	235	0.7	0.7
4	132	1.0	1.0

EP1NI-08

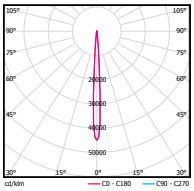

EP1NI-08EL-S30BK

0° Aiming Angle

D(M)	LUX	W	L
1	19803	0.1	0.1
2	4951	0.2	0.2
3	2200	0.4	0.4
4	1238	0.5	0.5

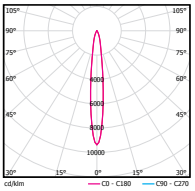

EP1NI-08EL-130BK

0° Aiming Angle

D(M)	LUX	W	L
1	3100	0.2	0.2
2	775	0.4	0.4
3	344	0.7	0.7
4	194	0.9	0.9

EP1SI-19

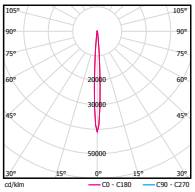

EP1SI-19EL-S30BK

0° Aiming Angle

D(M)	LUX	W	L
1	44996	0.1	0.1
2	11249	0.2	0.2
3	5000	0.3	0.3
4	2812	0.5	0.5

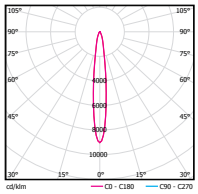

EP1SI-19EL-130BK

0° Aiming Angle

D(M)	LUX	W	L
1	7831	0.2	0.2
2	1958	0.5	0.5
3	870	0.7	0.7
4	489	0.9	0.9

EP1MI-29

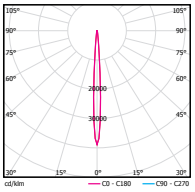

EP1MI-29EL-S30BK

0° Aiming Angle

D(M)	LUX	W	L
1	67033	0.1	0.1
2	16758	0.2	0.2
3	7448	0.4	0.4
4	4190	0.5	0.5

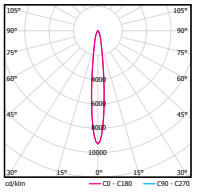

EP1MI-29EL-130BK

0° Aiming Angle

D(M)	LUX	W	L
1	12654	0.2	0.2
2	3164	0.4	0.4
3	1406	0.7	0.7
4	791	0.9	0.9

EP1LI-49

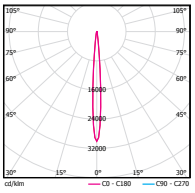

EP1LI-49EL-S30BK

0° Aiming Angle

D(M)	LUX	W	L
1	90696	0.1	0.1
2	22674	0.3	0.3
3	10077	0.4	0.4
4	5669	0.6	0.6

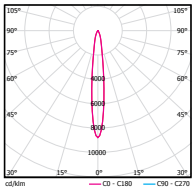

EP1LI-49EL-130BK

0° Aiming Angle

D(M)	LUX	W	L
1	19001	0.2	0.2
2	4750	0.5	0.5
3	2111	0.7	0.7
4	1188	0.9	0.9

Accessories

Item	Code	Picture	Ø50	Ø80	Ø100	Ø130	Ø160
Wall Washer Visor	*WW1*		EP1TI-WW1-BK	EP1NL-WW1-BK	EP1SL-WW1-BK	EP1ML-WW1-BK	EP1LL-WW1-BK
Wall Washer Visor	*WW2*		EP1TI-WW2-BK	EP1NL-WW2-BK	EP1SL-WW2-BK	EP1ML-WW2-BK	EP1LL-WW2-BK
Stainless Steel Plate With Spike (Round base)	*SPK*		EP1TI-SPK-BK	EP1NI-SPK-BK		EP1SL-SPK-BK	
Strapping Tape (Suitable for tree binding, fits tree trunks with a maximum diameter of 0.8 meters)	*SPT*		EP1TI-SPT-BK	EP9SI-SPT-BK		EP9LI-SPT-BK	

PANTHER SINGLE DIODE LED



Body Material	*Die-cast aluminum body*
Optical System	*Clear lens included*
Finish	*Environmentally safe powder coat*
Adjustable angle	*0°-330° horizontal rotation and -30° to 90° vertical aiming tilt*
Accessories/Brackets	*Various accessories available*

LED Options

	EP5MI
LED Type	*High Power LED*
CRI	*90*
LED Color Consistency	*3 SDCM*
LED Color	*2700K/3000K/4000K*
LED Lifetime	*>50,000h-L70 / B10- Ta25℃ (LM-80/TM-21)*

Product Data

	EP5MI
LED Power	*65W(MAX)*
LEDs(Quantity)	*18(4°)/24*
LED Lumen Output(3000K)	*6852lm*
Finish Color	*Black*
Net Weight	*4Kg*

Product Light Peformance(System Max Lumens @3000K)

Model / Beam		4°	6°	10°	22°	33°	47°	14°x44°
EP5MI	**65**	*4020lm*	*3955lm*	*3858lm*	*3080lm*	*3409lm*	*2755lm*	*2751lm*

Model Number

Drawing	Model	Control Systems	Beam	CCT	Finish
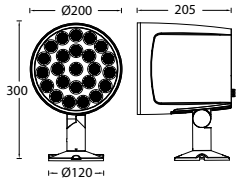	**EP5MI-65**	**EL** *ON-OFF 220V AC Power Supply* **ML** *DMX512 Dimming 220V AC Power Supply*	**S** *6°* **1** *10°* **2** *22°* **3** *33°* **4** *47°* **J** *14°x44°*	**27** *2700K* **30** *3000K* **40** *4000K*	**BK** *Black*

Example : EP5MI-65EL-130BK

Drawing	Model	Control Systems	Beam	CCT	Finish
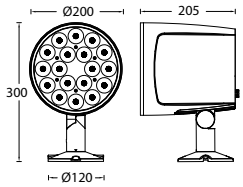	**EP5MI-65**	**EL** *ON-OFF 220V AC Power Supply* **ML** *DMX512 Dimming 220V AC Power Supply*	**V** *4°*	**27** *2700K* **30** *3000K* **40** *4000K*	**BK** *Black*

Example : EP5MI-65EL-V30BK

Light Distribution

EP5MI

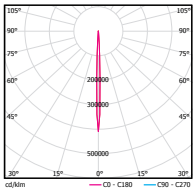

EP5MI-65EL-V30BK

0° Aiming Angle			
D(M)	LUX	W	L
1	244428	0.1	0.1
2	61107	0.2	0.2
3	27159	0.3	0.3
4	15277	0.3	0.3

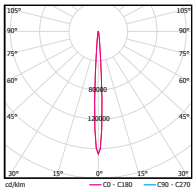

EP5MI-65EL-S30BK

0° Aiming Angle			
D(M)	LUX	W	L
1	151432	0.1	0.1
2	37858	0.2	0.2
3	16826	0.3	0.3
4	9465	0.4	0.4

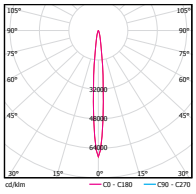

EP5MI-65EL-130BK

0° Aiming Angle			
D(M)	LUX	W	L
1	30515	0.2	0.2
2	7629	0.4	0.4
3	3391	0.6	0.6
4	1907	0.8	0.8

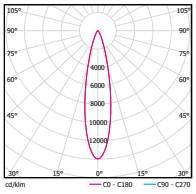

EP5MI-65EL-230BK

0° Aiming Angle			
D(M)	LUX	W	L
1	14214	0.4	0.4
2	3554	0.8	0.8
3	1579	1.2	1.2
4	888	1.6	1.6

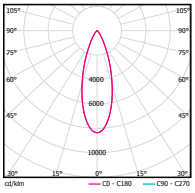

EP5MI-65ML-330BK

0° Aiming Angle			
D(M)	LUX	W	L
1	8359	0.6	0.6
2	2090	1.2	1.2
3	929	1.8	1.8
4	522	2.4	2.4

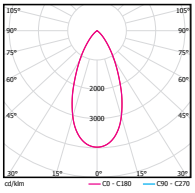

EP5MI-65ML-430BK

0° Aiming Angle			
D(M)	LUX	W	L
1	3976	0.9	0.9
2	994	1.7	1.7
3	442	2.6	2.6
4	249	3.5	3.5

Accessories

Item	Code	Picture	Ø200
Wall Washer Shield	*WW4*		EP5MI-WW4-BK
Wall Washer Visor/ Straight cylinder	*WW5*		EP5MI-WW5-BK
Strapping Tape *(Suitable for tree binding, fits tree trunks with a maximum diameter of 0.8 meters)*	*SPT*		EP9LI-SPT-BK

PANTHER COB



Body Material	*Die-cast aluminum body*
Optical System	*High efficiency and low glare unique TIR Lens*
Finish	*Environmentally safe powder coat*
Adjustable angle	*0°-330° horizontal rotation and -30° to 90° vertical aiming tilt*
Accessories/Brackets	*Various accessories available*

LED Options

	EP4NI	EP4SI	EP4MI	EP4LI
LED Type	*COB*	*COB*	*COB*	*COB*
CRI	*80*	*80*	*80*	*80*
LED Color Consistency	*3 SDCM*	*3 SDCM*	*3 SDCM*	*3 SDCM*
LED Color	*2700K/3000K/4000K*	*2700K/3000K/4000K*	*2700K/3000K/4000K*	*2700K/3000K/4000K*
LED Lifetime	*>50,000h-L70 / B10-Ta25℃ (LM-80/TM-21)*	*>50,000h-L70 / B10-Ta25℃ (LM-80/TM-21)*	*>50,000h-L70 / B10-Ta25℃ (LM-80/TM-21)*	*>50,000h-L70 / B10-Ta25℃ (LM-80/TM-21)*

Product Data

	EP4NI	EP4SI	EP4MI	EP4LI
LED Power	*9W(MAX)*	*18W(MAX)*	*28W(MAX)*	*50W(MAX)*
LED Lumen Output(3000K)	*982lm*	*2160lm*	*3300lm*	*6430lm*
Finish Color	*Black*	*Black*	*Black*	*Black*
Net Weight	*1.5Kg*	*1.8Kg*	*2.1Kg*	*3.1Kg*

Product Light Peformance(System Max Lumens @3000K)

Model / Beam		15°	18°	23°	27°	30°	38°	40°	45°
EP4NI	**10**	*906lm*	/	/	*911lm*	/	*876lm*	/	/
EP4SI	**20**	/	*2033lm*	/	/	*2047lm*	/	*2017lm*	/
EP4MI	**30**	/	*2640lm*	/	*2647lm*	/	/	*2693lm*	/
EP4LI	**54**	/	/	*6006lm*	/	*5708lm*	/	/	*5578lm*

Model Number

Drawing	Model	Control Systems	Beam	CCT	Finish
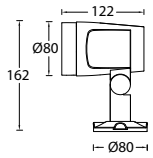	**EP4NI-10**	**EL** *ON-OFF* *220V AC Power Supply*	**1** *15°* **2** *27°* **3** *38°*	**27** *2700K* **30** *3000K* **40** *4000K*	**BK** *Black*

Example : EP4NI-10EL-130BK

Drawing	Model	Control Systems	Beam	CCT	Finish
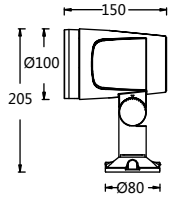	**EP4SI-20**	**EL** *ON-OFF* *220V AC Power Supply*	**1** *18°* **3** *30°* **4** *40°*	**27** *2700K* **30** *3000K* **40** *4000K*	**BK** *Black*

Example : EP4SI-20EL-130BK

Drawing	Model	Control Systems	Beam	CCT	Finish
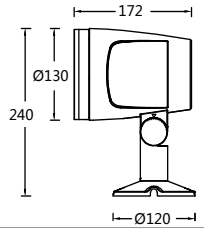	**EP4MI-30**	**EL** *ON-OFF* *220V AC Power Supply*	**1** *18°* **2** *27°* **4** *40°*	**27** *2700K* **30** *3000K* **40** *4000K*	**BK** *Black*

Example : EP4MI-30EL-130BK

Drawing	Model	Control Systems	Beam	CCT	Finish
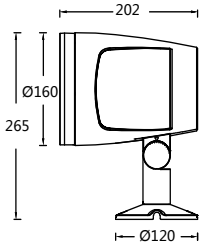	**EP4LI-54**	**EL** *ON-OFF* *220V AC Power Supply*	**2** *23°* **3** *30°* **4** *45°*	**27** *2700K* **30** *3000K* **40** *4000K*	**BK** *Black*

Example : EP4LI-54EL-430BK

Light Distribution

EP4NI-10

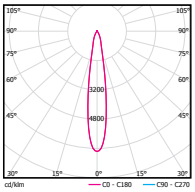

EP4NI-10EL-130BK

0° Aiming Angle

D(M)	LUX	W	L
1	6214	0.3	0.3
2	1554	0.5	0.5
3	690	0.8	0.8
4	388	1.1	1.1

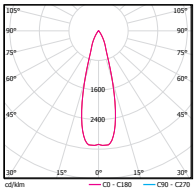

EP4NI-10EL-230BK

0° Aiming Angle

D(M)	LUX	W	L
1	2964	0.5	0.5
2	741	1.0	1.0
3	329	1.4	1.4
4	185	1.9	1.9

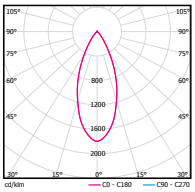

EP4NI-10EL-330BK

0° Aiming Angle

D(M)	LUX	W	L
1	1686	0.7	0.7
2	422	1.4	1.4
3	187	2.1	2.1
4	105	2.8	2.8

EP4SI-20

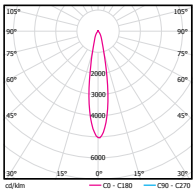

EP4SI-20EL-130BK

0° Aiming Angle

D(M)	LUX	W	L
1	9902	0.3	0.3
2	2476	0.6	0.6
3	1100	1.0	1.0
4	619	1.3	1.3

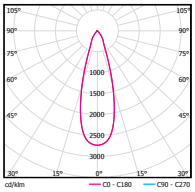

EP4SI-20EL-330BK

0° Aiming Angle

D(M)	LUX	W	L
1	5588	0.5	0.5
2	1397	1.1	1.1
3	621	1.6	1.6
4	349	2.1	2.1

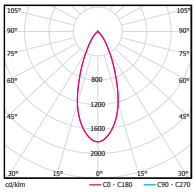

EP4SI-20EL-430BK

0° Aiming Angle

D(M)	LUX	W	L
1	3641	0.7	0.7
2	910	1.5	1.5
3	405	2.2	2.2
4	228	2.9	2.9

EP4MI-30

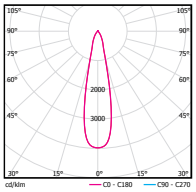

EP4MI-30EL-130BK

0° Aiming Angle

D(M)	LUX	W	L
1	10425	0.3	0.3
2	2606	0.6	0.6
3	1158	1.0	1.0
4	652	1.3	1.3

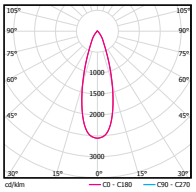

EP4MI-30EL-230BK

0° Aiming Angle

D(M)	LUX	W	L
1	6740	0.5	0.5
2	1685	1.0	1.0
3	749	1.4	1.4
4	421	1.9	1.9

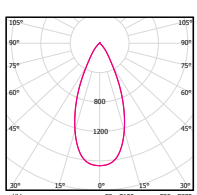

EP4MI-30EL-430BK

0° Aiming Angle

D(M)	LUX	W	L
1	4460	0.7	0.7
2	1115	0.7	0.7
3	496	1.5	1.5
4	279	2.9	2.9

Light Distribution

EP4LI-54

EP4LI-54EL-230BK

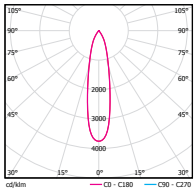

0° Aiming Angle

D(M)	LUX	W	L
1	22573	0.4	0.4
2	5643	0.7	0.7
3	2508	1.1	1.1
4	1411	1.4	1.4

EP4LI-54EL-330BK

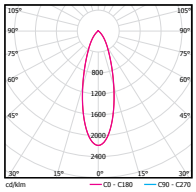

0° Aiming Angle

D(M)	LUX	W	L
1	12457	0.5	0.5
2	3114	1.1	1.1
3	1384	1.6	1.6
4	779	2.1	2.1

EP4LI-54EL-430BK

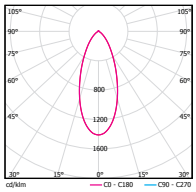

0° Aiming Angle

D(M)	LUX	W	L
1	7872	0.7	0.7
2	1968	1.5	1.5
3	875	2.2	2.2
4	492	2.9	2.9

Accessories

Item	Code	Picture	Ø80	Ø100	Ø130	Ø160
Wall Washer Visor	*WW1*		EP1NL-WW1-BK	EP1SL-WW1-BK	EP1ML-WW1-BK	EP1LL-WW1-BK
Wall Washer Visor	*WW2*		EP1NL-WW2-BK	EP1SL-WW2-BK	EP1ML-WW2-BK	EP1LL-WW2-BK
Stainless Steel Plate with Spike (Round base)	*SPK*		EP1NI-SPK-BK		EP1SL-SPK-BK	
Strapping Tape (Suitable for tree binding, fits tree trunks with a maximum diameter of 0.8 meters)	*SPT*		EP9SI-SPT-BK		EP9LI-SPT-BK	

PANTHER RGBW 24V DC



Body Material	*Die-cast aluminum body*
Optical System	*PMMA Lens*
Finish	*Environmentally safe powder coat*
Adjustable angle	*0°-330° horizontal rotation and -30° to 90° vertical aiming tilt*
Accessories/Brackets	*Various accessories available*

LED Options

	EP3NI	EP3MI	EP3LI
LED Type	*High Power LED*	*High Power LED*	*High Power LED*
CRI	*80*	*80*	*80*
LED Color Consistency	*5 SDCM*	*5 SDCM*	*5 SDCM*
LED Color	*RGBW(3000K/4000K/6000K)*	*RGBW(3000K/4000K/6000K)*	*RGBW(3000K/4000K/6000K)*
LED Lifetime	*>50,000h-L70 / B10-Ta25℃ (LM-80/TM-21)*	*>50,000h-L70 / B10-Ta25℃ (LM-80/TM-21)*	*>50,000h-L70 / B10-Ta25℃ (LM-80/TM-21)*

Product Data

	EP3NI	EP3MI	EP3LI
LED Power	*5.5W(MAX)*	*16.5W(MAX)*	*30.6W(MAX)*
LEDs(Quantity)	*1*	*3*	*6*
LED Lumen Output(3000K)	*385lm*	*1100lm*	*2200lm*
Finish Color	*Black*	*Black*	*Black*
Net Weight	*1.5Kg*	*2.1Kg*	*3.1Kg*

Product Light Peformance(System Max Lumens @3000K)

Model	Beam	16°	25°	35°
EP3NI	**07**	*247lm*	*207lm*	*193lm*
EP3MI	**20**	*780lm*	*742lm*	*680lm*
EP3LI	**40**	*1566lm*	*1520lm*	*1453lm*

Model Number

Drawing	Model	Control Systems	Beam	CCT	Finish
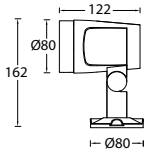	**EP3NI-07**	**MT** *DMX512 Dimming 24V DC Power Supply*	**1** *16°* **2** *25°* **3** *35°*	**F30** *RGBW(3000K)* **F40** *RGBW(4000K)* **F60** *RGBW(6000K)*	**BK** *Black*

Example : EP3NI-07MT-1F30BK

Drawing	Model	Control Systems	Beam	CCT	Finish
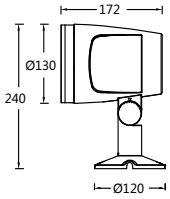	**EP3MI-20**	**MT** *DMX512 Dimming 24V DC Power Supply*	**1** *16°* **2** *25°* **3** *35°*	**F30** *RGBW(3000K)* **F40** *RGBW(4000K)* **F60** *RGBW(6000K)*	**BK** *Black*

Example : EP3MI-20MT-1F30BK

Drawing	Model	Control Systems	Beam	CCT	Finish
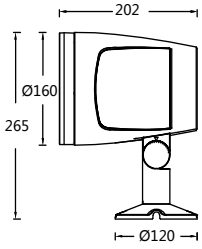	**EP3LI-40**	**MT** *DMX512 Dimming 24V DC Power Supply*	**1** *16°* **2** *25°* **3** *35°*	**F30** *RGBW(3000K)* **F40** *RGBW(4000K)* **F60** *RGBW(6000K)*	**BK** *Black*

Example : EP3LI-40MT-1F30BK

Light Distribution

EP3NI-07

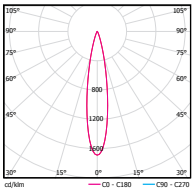

EP3NI-07MT-1F30BK

0° Aiming Angle

D(M)	LUX	W	L
1	1715	0.3	0.3
2	429	0.7	0.7
3	191	1.0	1.0
4	107	1.3	1.3

EP3MI-20

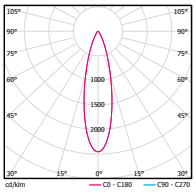

EP3MI-20MT-2F30BK

0° Aiming Angle

D(M)	LUX	W	L
1	2454	0.5	0.5
2	614	0.9	0.9
3	273	1.4	1.4
4	153	1.9	1.9

EP3LI-40

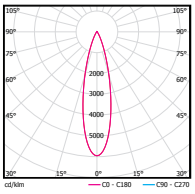

EP3LI-40MT-2F30BK

0° Aiming Angle

D(M)	LUX	W	L
1	4971	0.5	0.5
2	1243	0.9	0.9
3	552	1.4	1.4
4	311	1.9	1.9

Accessories

Item	Code	Picture	Ø80	Ø130	Ø160
Wall Washer Visor	*WW1*		EP1NL-WW1-BK	EP1ML-WW1-BK	EP1LL-WW1-BK
Wall Washer Visor	*WW2*		EP1NL-WW2-BK	EP1ML-WW2-BK	EP1LL-WW2-BK
Stainless Steel Plate With Spike (Round base)	*SPK*		EP1NI-SPK-BK	EP1SL-SPK-BK	
Strapping Tape (Suitable for tree binding, fits tree trunks with a maximum diameter of 0.8 meters)	*SPT*		EP9SI-SPT-BK	EP9LI-SPT-BK	

PANTHER ACCENT



Body Material	*Die-cast aluminum body*
Optical System	*Clear lens included*
Finish	*Environmentally safe powder coat*
Adjustable angle	*0°-330° horizontal rotation and -30° to 90° vertical aiming tilt*
Accessories/Brackets	*Stainless Steel Plate With Spike*
Insulation Class:	*24V DC is Class III / 220V AC is Class I*
Safety Certification	*CQC : EP2NI EP2SI / CCC: EP2MI*

LED Options

	EP2NI	EP2SI	EP2MI
LED Type	*High Power LED*	*COB*	*COB*
CRI	*Ra85*	*Ra85*	*Ra85*
LED Color Consistency	*3 SDCM*	*3 SDCM*	*3 SDCM*
LED Color	*2700K/3000K/4000K*	*2700K/3000K/4000K*	*2700K/3000K/4000K*
LED Lifetime	*>50,000h-L70 / B10-Ta25℃ (LM-80/TM-21)*	*>50,000h-L70 / B10-Ta25℃ (LM-80/TM-21)*	*>50,000h-L70 / B10-Ta25℃ (LM-80/TM-21)*

Product Data

	EP2NI	EP2SI	EP2MI
LED Power	*5W(MAX)*	*10W(MAX)*	*25W(MAX)*
LEDs(Quantity)	*1*	*COB*	*COB*
LED Lumen Output(3000K)	*440lm*	*1150lm*	*3000lm*
Finish Color	*Black/Bronze*	*Black/Bronze*	*Black/Bronze*
Net Weight	*0.6Kg*	*1.1Kg*	*1.8Kg*

Product Light Peformance(System Max Lumens @3000K)

Model	Beam	10°-50°	15°-60°
EP2NI	**07**	*270lm*	*/*
EP2SI	**15**	*/*	*1064lm*
EP2MI	**33**	*/*	*2090lm*

Model Number

Drawing	Model	Control Systems	Beam	CCT	Finish
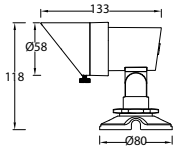	**EP2NI-07**	**ET** *ON-OFF* *12V DC Power Supply*	**F** *Adjustable* *Beam Angle 10°-50°*	**27** *2700K* **30** *3000K* **40** *4000K*	**BK** *Black* **BZ** *Bronze*

Example : EP2NI-07ET-F30BK

Drawing	Model	Control Systems	Beam	CCT	Finish
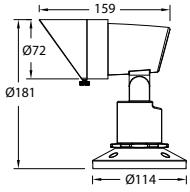	**EP2SI-15**	**EL** *ON-OFF* *220V AC Power Supply*	**F** *Adjustable* *Beam Angle 10°-60°*	**27** *2700K* **30** *3000K* **40** *4000K*	**BK** *Black* **BZ** *Bronze*

Example : EP2SI-15EL-F30BK

Drawing	Model	Control Systems	Beam	CCT	Finish
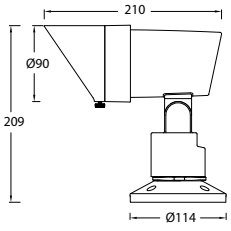	**EP2MI-33**	**EL** *ON-OFF* *220V AC Power Supply*	**F** *Adjustable* *Beam Angle 10°-60°*	**27** *2700K* **30** *3000K* **40** *4000K*	**BK** *Black* **BZ** *Bronze*

Example : EP2MI-33EL-F30BK

Light Distribution

EP2NI-07

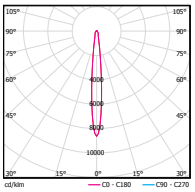

EP2NI-07ET-F30BZ 10D

0° Aiming Angle

D(M)	LUX	W	L
1	1705	0.2	0.2
2	426	0.4	0.4
3	189	0.5	0.5
4	107	0.7	0.7

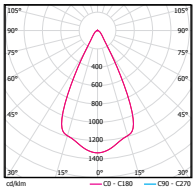

EP2NI-07ET-F30BZ 50D

0° Aiming Angle

D(M)	LUX	W	L
1	357	0.9	0.9
2	89	1.9	1.9
3	40	2.8	2.8
4	22	3.7	3.7

EP2SI-15

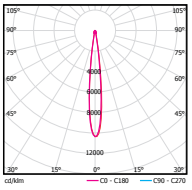

EP2SI-15EL-F30BK 15D

0° Aiming Angle

D(M)	LUX	W	L
1	8658	0.3	0.3
2	2165	0.5	0.5
3	962	0.8	0.8
4	541	1.1	1.1

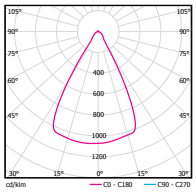

EP2SI-15EL-F30BK 60D

0° Aiming Angle

D(M)	LUX	W	L
1	1039	1.2	1.2
2	260	2.3	2.3
3	115	3.5	3.5
4	65	4.6	4.6

EP2MI-33

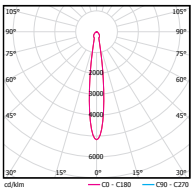

EP2MI-33EL-F30BK 15D

0° Aiming Angle

D(M)	LUX	W	L
1	7784	0.3	0.3
2	1946	0.5	0.5
3	865	0.8	0.8
4	487	1.0	1.0

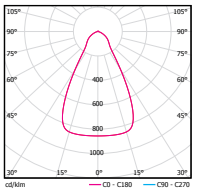

EP2MI-33EL-F30BK 60D

0° Aiming Angle

D(M)	LUX	W	L
1	1762	1.1	1.1
2	441	2.3	2.3
3	196	3.4	3.4
4	110	4.5	4.5

Accessories

Item	Code	Picture	Ø58	Ø72	Ø90
Stainless Steel Plate With Spike	*SPK*		EP1NI-SPK-BK	EP1SL-SPK-BK	

PANTHER ADJUSTABLE WASH



Body Material	*Die-cast aluminum body*
Optical System	*Clear lens included*
Finish	*Environmentally safe powder coat*
Adjustable angle	*0°-330° horizontal rotation and -30° to 90° vertical aiming tilt*
Accessories/Brackets	*Stainless Steel Plate With Spike*

LED Options

	EP8MI
LED Type	*SMD*
CRI	*80*
LED Color Consistency	*3 SDCM*
LED Color	*2700K/3000K/4000K*
LED Lifetime	*>50,000h-L70 / B10-Ta25℃ (LM-80/TM-21)*

Product Data

	EP8MI
LED Power	*21W(MAX)*
LED Lumen Output(3000K)	*2310lm*
Finish Color	*Black/Bronze*
Net Weight	*2.0Kg*

Product Light Peformance(System Max Lumens @3000K)

Model / Beam		Adjustable Beam Angle
EP8MI	**25**	*1697lm*

Model Number

Drawing	Model	Control Systems	Beam	CCT	Finish
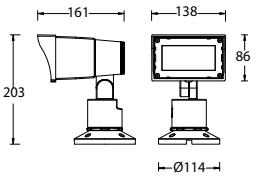	**EP8MI-25**	**EL** *ON-OFF* *220V AC Power Supply*	**F** *Adjustable* *Beam Angle*	**27** *2700K* **30** *3000K* **40** *4000K*	**BK** *Black* **BZ** *Bronze*

Example : EP8MI-25EL-F27BK

Light Distribution

EP8MI-25EL-F30BK

Specifications :

Wall height (m): 3

Luminaire spacing (m): 2

Offset from wall (m): 2

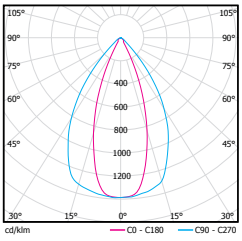

H (m)	Surface illumination (lux)												
	below the luminaire	between the luminaire	below the luminaire	between the luminaire	below the luminaire	below the luminaire	between the luminaire	below the luminaire	between the luminaire	below the luminaire	between the luminaire	below the luminaire	below the luminaire
3.125	37	44	50	55	58	60	62	60	58	55	50	44	37
2.875	41	49	57	62	66	69	70	68	66	62	57	49	41
2.625	46	55	64	71	75	78	79	78	75	71	64	55	46
2.375	51	62	73	81	85	88	90	88	85	81	73	62	51
2.125	56	70	83	92	97	100	101	100	97	92	83	70	56
1.875	62	79	93	104	109	112	112	112	109	103	93	79	62
1.625	67	87	104	115	121	123	123	123	121	114	104	88	67
1.375	71	95	114	125	130	132	133	133	130	124	114	96	71
1.125	73	101	121	131	136	137	140	138	136	130	121	101	73
0.875	71	102	124	131	133	136	140	137	133	130	124	103	71
0.625	64	97	117	122	120	126	130	127	120	121	117	98	64
0.375	52	84	102	103	98	106	111	106	98	102	102	84	52
0.125	35	59	71	70	65	72	77	72	65	70	71	58	35
m	0.25	0.75	1.25	1.75	2.25	2.75	3.25	3.75	4.25	4.75	5.25	5.75	6.25

Accessories

Item	Code	Picture	
Stainless Steel Plate With Spike	*SPK*		EP1SL-SPK-BK

PANTHER GOBO



Body Material	*Die-cast aluminum body*
Optical System	*Dual Optical System Framing Projector*
Finish	*Environmentally safe powder coat*
Adjustable angle	*0°-330° horizontal rotation and -30° to 90° vertical aiming tilt*
Accessories/Brackets	*Various accessories available*

LED Options

	EP6MI
LED Type	*High Power LED*
CRI	*90*
LED Color Consistency	*3 SDCM(MONO)/5 SDCM(RGBW)*
LED Color	*3000K/4000K/6500K*
LED Lifetime	*>50,000h-L70 / B10- Ta25℃ (LM-80/TM-21)*

Product Data

	EP6MI
LED Power	*40W(MAX)/60W(MAX)*
LED Lumen Output(3000K)	*3570lm/5000lm*
Finish Color	*Black/White*
Net Weight	*5.5Kg*

Model Number

Drawing	Model	Power	Control Systems	Beam	CCT	Finish
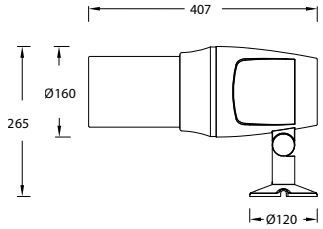	**EP6MI**	**40** *40W(MAX)*	**EL** *ON-OFF 220V AC Power Supply* **DL** *0-10V Dimming 220V AC Power Supply* **ML** *DMX512 Dimming 220V AC Power Supply*	**F** *Adjustable Beam Angle 15°-45°* **1** *16°* **2** *24°* **3** *30°*	**30** *2700K* **40** *3000K* **65** *6500K*	**BK** *Black* **WT** *White*
	EP6MI	**40** *40W(MAX)*	**ML** *DMX512 Dimming 220V AC Power Supply*	**F** *Adjustable Beam Angle 15°-45°*	**F6** *RGBW(6500K)*	**BK** *Black* **WT** *White*
	EP6MI	**60** *60W(MAX)*	**EL** *ON-OFF 220V AC Power Supply* **DL** *0-10V Dimming 220V AC Power Supply* **ML** *DMX512 Dimming 220V AC Power Supply*	**F** *Adjustable Beam Angle 15°-45°* **1** *16°* **2** *24°* **3** *30°*	**30** *2700K* **40** *3000K* **65** *6500K*	**BK** *Black* **WT** *White*
	EP6MI	**60** *60W(MAX)*	**ML** *DMX512 Dimming 220V AC Power Supply*	**F** *Adjustable Beam Angle 15°-45°*	**F6** *RGBW(6500K)*	**BK** *Black* **WT** *White*

Example : EP6MI-40EL-130BK

Light Distribution

EP6MI-60

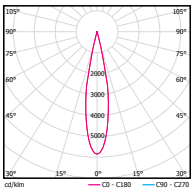

EP6MI-6OML-FF6BK (SPOT)

0° Aiming Angle

D(M)	LUX	W	L
1	5908	0.4	0.4
2	1477	0.8	0.8
3	656	1.1	1.1
4	369	1.5	1.5

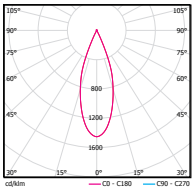

EP6MI-60ML-FF6BK(FLOOD)

0° Aiming Angle

D(M)	LUX	W	L
1	1452	0.6	0.6
2	363	1.3	1.3
3	161	1.9	1.9
4	91	2.5	2.5

Accessories

Model	Item	Picture	Mounting	Dimensions
Chopping Accessories				
LENS-EP6MI-F	*LENS*		Cutoff mode blocked by R four components Change to F circular variable diameter cutoff mode.	/
LENS-EP6MI-R	*LENS*		From F circular variable diameter cutoff mode Change to R four leaf occlusion cutoff mode.	/
GOBO Accessories				
LENS-EP6MI-GOBO	*GOBO*	/	GOBO sheet size: thickness 1mm, D is Ø 33mm, d is Ø14mm, the text or pattern content can be customized (the diameter can't exceed 14mm).	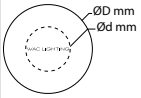

Note: All Accessories need to be ordered separately. The luminaire includes a corresponding cutoff accessory when it ships. The GOBO sheet is not included.
The cutoff Accessories can be interchanged by hand, and can be installed at the same time with the GOBO sheet, but only one cutoff accessory can be added to each luminaire.



RING

The Ring series of floodlights are professional LED floodlights designed by WAC Architectural for high-end outdoor lighting venues. The fixture body has a compact size, utilizing effective heat dissipation to extend the lifespan of the LEDs. The concise appearance and high-performance optical performance highlight the environment perfectly. The Ring series features multiple sizes and the latest LED technology, allowing for precise adjustment of aiming in both vertical and horizontal directions. The fixtures can be applied to building facades, landscapes, sculptures, and other projection sites.



Chengdu Tianfu Art Park
Chengdu, Sichuan Province

RING



Body Material	*Extruded aluminum body*
Optical System	*Reflector*
Finish	*Environmentally safe powder coat*
Adjustable angle	*0°-330° horizontal rotation and -30° to 90° vertical aiming tilt*
Accessories/Brackets	*Various accessories available*

LED Options

	EP9NI	EP9SI	EP9MI	EP9LI
LED Type	*COB*	*COB*	*COB*	*COB*
CRI	*90*	*90*	*90*	*90*
LED Color Consistency	*3 SDCM*	*3 SDCM*	*3 SDCM*	*3 SDCM*
LED Color	*2700K/3000K/4000K*	*2700K/3000K/4000K*	*2700K/3000K/4000K*	*2700K/3000K/4000K*
LED Lifetime	*>50,000h-L70 / B10-Ta25℃ (LM-80/TM-21)*	*>50,000h-L70 / B10-Ta25℃ (LM-80/TM-21)*	*>50,000h-L70 / B10-Ta25℃ (LM-80/TM-21)*	*>50,000h-L70 / B10-Ta25℃ (LM-80/TM-21)*

Product Data

	EP9NI	EP9SI	EP9MI	EP9LI
LED Power	*18W(MAX)*	*32W(MAX)*	*47W(MAX)*	*68W(MAX)*
LED Lumen Output(3000K)	*1805lm*	*3360lm*	*4935lm*	*7140lm*
Finish Color	*Black*	*Black*	*Black*	*Black*
Net Weight	*1.0Kg*	*1.5Kg*	*2.5Kg*	*3.5Kg*

Product Light Peformance(System Max Lumens @3000K)

Model	Beam	18°	24°	35°	45°
EP9NI	**18**	*1635lm*	*1521lm*	*1534lm*	*/*
EP9SI	**32**	*2978lm*	*2945lm*	*2838lm*	*/*
EP9MI	**47**	*/*	*5205lm*	*4965lm*	*5286lm*
EP9LI	**68**	*/*	*7220lm*	*6677lm*	*7623lm*

Model Number

Drawing	Model	Control Systems	Beam	CCT	Finish
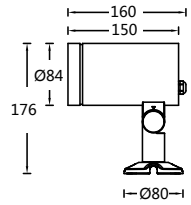	**EP9NI-18**	**EL** *ON-OFF 220V AC Power Supply* **ML** *DMX512 Dimming 220V AC Power Supply*	**1** *18°* **2** *24°* **3** *35°*	**27** *2700K* **30** *3000K* **40** *4000K*	**BK** *Black*

Example : EP9NI-18EL-130BK

Drawing	Model	Control Systems	Beam	CCT	Finish
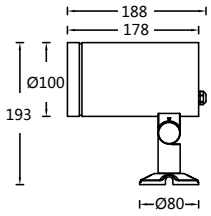	**EP9SI-32**	**EL** *ON-OFF 220V AC Power Supply* **ML** *DMX512 Dimming 220V AC Power Supply*	**1** *18°* **2** *24°* **3** *35°*	**27** *2700K* **30** *3000K* **40** *4000K*	**BK** *Black*

Example : EP9SI-32EL-130BK

Drawing	Model	Control Systems	Beam	CCT	Finish
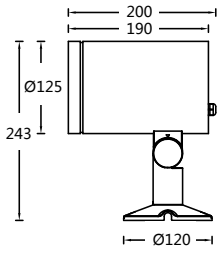	**EP9MI-47**	**EL** *ON-OFF 220V AC Power Supply* **ML** *DMX512 Dimming 220V AC Power Supply*	**2** *24°* **3** *35°* **4** *45°*	**27** *2700K* **30** *3000K* **40** *4000K*	**BK** *Black*

Example : EP9MI-47EL-230BK

Drawing	Model	Control Systems	Beam	CCT	Finish
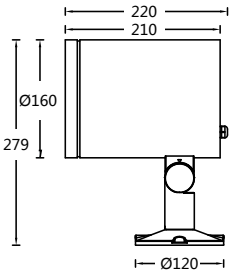	**EP9LI-68**	**EL** *ON-OFF 220V AC Power Supply* **ML** *DMX512 Dimming 220V AC Power Supply*	**2** *24°* **3** *35°* **4** *45°*	**27** *2700K* **30** *3000K* **40** *4000K*	**BK** *Black*

Example : EP9LI-68EL-230BK

Light Distribution

EP9NI-18

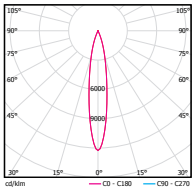

EP9NI-18EL-130BK

0° Aiming Angle

D(M)	LUX	W	L
1	12524	0.3	0.3
2	3131	0.6	0.6
3	1392	0.9	0.9
4	783	1.2	1.2

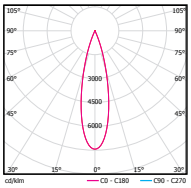

EP9NI-18EL-230BK

0° Aiming Angle

D(M)	LUX	W	L
1	7545	0.4	0.4
2	1886	0.9	0.9
3	838	1.3	1.3
4	472	1.8	1.8

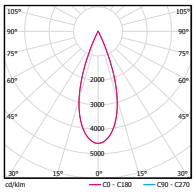

EP9NI-18EL-330BK

0° Aiming Angle

D(M)	LUX	W	L
1	4603	0.6	0.6
2	1151	1.3	1.3
3	511	1.9	1.9
4	288	2.6	2.6

EP9SI-32

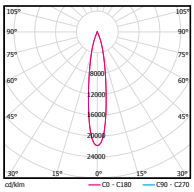

EP9SI-32EL-130BK

0° Aiming Angle

D(M)	LUX	W	L
1	22012	0.3	0.3
2	5503	0.6	0.6
3	2446	0.9	0.9
4	1376	1.2	1.2

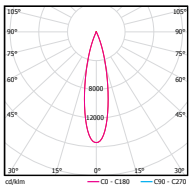

EP9SI-32EL-230BK

0° Aiming Angle

D(M)	LUX	W	L
1	15467	0.4	0.4
2	3867	0.8	0.8
3	1719	1.2	1.2
4	967	1.6	1.6

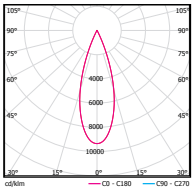

EP9SI-32EL-330BK

0° Aiming Angle

D(M)	LUX	W	L
1	9412	0.6	0.6
2	2353	1.2	1.2
3	1046	1.8	1.8
4	588	2.4	2.4

EP9MI-47

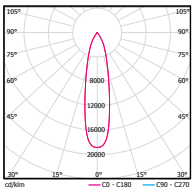

EP9MI-47EL-230BK

0° Aiming Angle

D(M)	LUX	W	L
1	18886	0.4	0.4
2	4722	0.8	0.8
3	2098	1.2	1.2
4	1180	1.6	1.6

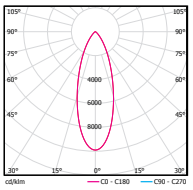

EP9MI-47EL-330BK

0° Aiming Angle

D(M)	LUX	W	L
1	9908	0.6	0.6
2	2477	1.3	1.3
3	1101	1.9	1.9
4	619	2.5	2.5

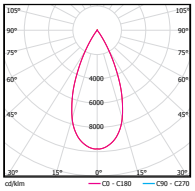

EP9MI-47EL-430BK

0° Aiming Angle

D(M)	LUX	W	L
1	9795	0.8	0.8
2	2449	1.7	1.7
3	1088	2.5	2.5
4	612	3.3	3.3

Light Distribution

EP9LI-68

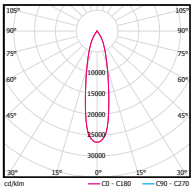

EP9LI-68EL-230BK

0° Aiming Angle

D(M)	LUX	W	L
1	26770	0.4	0.4
2	6693	0.8	0.8
3	2974	1.2	1.2
4	1673	1.6	1.6

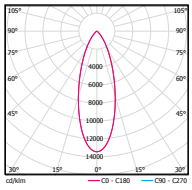

EP9LI-68EL-330BK

0° Aiming Angle

D(M)	LUX	W	L
1	13447	0.6	0.6
2	3362	1.3	1.3
3	1494	1.9	1.9
4	840	2.5	2.5

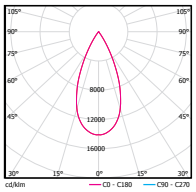

EP9LI-68EL-430BK

0° Aiming Angle

D(M)	LUX	W	L
1	14125	0.8	0.8
2	3531	1.7	1.7
3	1569	2.5	2.5
4	883	3.3	3.3

Accessories

Item	Code	Picture	Ø84	Ø100	Ø125	Ø160
Wall Wash Visor	*WW1*		EP9NI-WW1-BK	EP9SI-WW1-BK	EP9MI-WW1-BK	EP9LI-WW1-BK
Wall Wash Visor	*WW2*		EP9NI-WW2-BK	EP9SI-WW2-BK	EP9MI-WW2-BK	EP9LI-WW2-BK
Strapping Tape (Suitable for tree binding, fits tree trunks with a maximum diameter of 0.8 meters)	*SPT*		EP9SI-SPT-BK		EP9LI-SPT-BK	
Stainless Steel Plate With Spike (Round base)	*SPK*		EP1NL-SPK-BK		EP1SL-SPK-BK	



SHINE PRO

IP65 rated to protect ingress of dust and powerful water jets in exterior environments, SHINE PRO delivers high lumens to highlight buildings, facades, bridges and other large structures. Crafted with die-cast aluminum housings and tempered glass lenses, SHINE PRO offers a variety of changeable color temperatures and color systems. Custom optics and Accessories are available. Four sizes available for various applications.



Xinshengwei Yangtze River Bridge
Nanjing, Jiangsu Province



Body Material	*Die-cast aluminum body*
Optical System	*Clear lens included*
Finish	*Environmentally safe powder coat*
Adjustable angle	*0°-330° horizontal rotation and 0°-90° vertical aiming tilt*
Accessories/Brackets	*Wall Washer Visor*

LED Options

	EF3N01	EF3S03	EF3M04	EF3L09
LED Type	*High Power LED*	*High Power LED*	*High Power LED*	*High Power LED*
CRI	*90*	*90*	*90*	*90*
LED Color Consistency	*3 SDCM*	*3 SDCM*	*3 SDCM*	*3 SDCM*
LED Color	*2700K/3000K/4000K*	*2700K/3000K/4000K*	*2700K/3000K/4000K*	*2700K/3000K/4000K*
LED Lifetime	*>50,000h-L70 / B10-Ta25℃ (LM-80/TM-21)*	*>50,000h-L70 / B10-Ta25℃ (LM-80/TM-21)*	*>50,000h-L70 / B10-Ta25℃ (LM-80/TM-21)*	*>50,000h-L70 / B10-Ta25℃ (LM-80/TM-21)*

Product Data

	EF3N01	EF3S03	EF3M04	EF3L09
LED Power	*3W(MAX)*	*8W(MAX)*	*11W(MAX)*	*24W(MAX)*
LEDs(Quantity)	*1*	*3*	*4*	*9*
LED Lumen Output(3000K)	*330lm*	*1100lm*	*2660lm*	*4800lm*
Finish Color	*Black*	*Black*	*Black*	*Black*
Net Weight	*0.5Kg*	*1.5Kg*	*2.5Kg*	*3.5Kg*

Product Light Peformance(System Max Lumens @3000K)

Model / Beam		4°
EF3N01	**03**	*217lm*
EF3S03	**08**	*526lm*
F3M04	**11**	*717lm*
EF3L09	**24**	*1623lm*

Model Number

Drawing	Model	Power	Control Systems	Beam	CCT	Finish
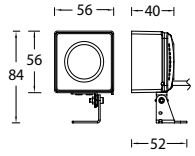	**EF3N01**	**03** *03W(MAX)*	**ET** *ON-OFF 24V DC Power Supply* **MT** *DMX512 Dimming 24V DC Power Supply*	**V** *4°*	**27** *2700K* **30** *3000K* **40** *4000K*	**BK** *Black*

Example : EF3N01-03ET-V27BK

Drawing	Model	Power	Control Systems	Beam	CCT	Finish
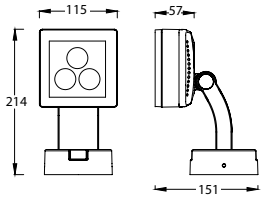	**EF3S03**	**08** *03W(MAX)*	**EL** *ON-OFF 220V AC Power Supply* **ML** *DMX512 Dimming 220V AC Power Supply*	**V** *4°*	**27** *2700K* **30** *3000K* **40** *4000K*	**BK** *Black*

Example : EF3S03-08EL-V27BK

Drawing	Model	Power	Control Systems	Beam	CCT	Finish
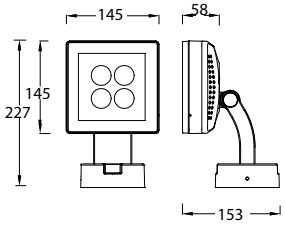	**EF3M04**	**11** *11W(MAX)*	**EL** *ON-OFF 220V AC Power Supply* **ML** *DMX512 Dimming 220V AC Power Supply*	**V** *4°*	**27** *2700K* **30** *3000K* **40** *4000K*	**BK** *Black*

Example : EF3M04-11ML-V30BK

Drawing	Model	Power	Control Systems	Beam	CCT	Finish
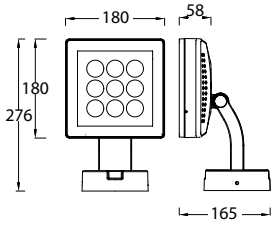	**EF3L09**	**24** *24W(MAX)*	**EL** *ON-OFF 220V AC Power Supply* **ML** *DMX512 Dimming 220V AC Power Supply*	**V** *4°*	**27** *2700K* **30** *3000K* **40** *4000K*	**BK** *Black*

Example : EF3L09-24EL-V27BK

Light Distribution

EF3N01-03

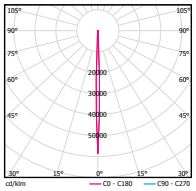

EF3N01-03ET-V30BK

0° Aiming Angle

D(M)	LUX	W	L
1	12705	0.1	0.1
2	3175	0.1	0.1
3	1412	0.2	0.2
4	794	0.2	0.2

EF3S03-08

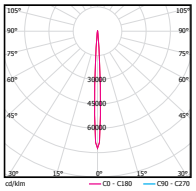

EF3S03-08EL-V30BK

0° Aiming Angle

D(M)	LUX	W	L
1	38857	0.1	0.1
2	9714	0.1	0.1
3	4317	0.2	0.2
4	2429	0.2	0.2

EF3M04-11

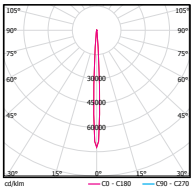

EF3M04-11EL-V30BK

0° Aiming Angle

D(M)	LUX	W	L
1	40085	0.1	0.1
2	10021	0.1	0.1
3	4454	0.2	0.2
4	2505	0.3	0.3

EF3L09-24

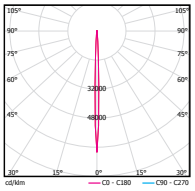

EF3L09-24EL-V30BK

0° Aiming Angle

D(M)	LUX	W	L
1	82339	0.1	0.1
2	20585	0.1	0.1
3	9149	0.2	0.2
4	5146	0.3	0.3

Accessories

Item	Code	Picture	EF3N01	EF3S03	EF3M09	EF3L09
Wall Washer Visor	*WW1*		EF3N-WW1-BK	EF3S-WW1-BK	EF3M-WW1-BK	EF3L-WW1-BK



Xinshengwei Yangtze River Bridge
Nanjing, Jiangsu Province

SHINE PRO



Body Material	*Die-cast aluminum body*
Optical System	*Clear lens included*
Finish	*Environmentally safe powder coat*
Adjustable angle	*0°-330° horizontal rotation and 0°-90° vertical aiming tilt*
Accessories/Brackets	*Wall Washer Visor*

LED Options

	EF3N01	EF3S04	EF3M09	EF3L16
LED Type	*High Power LED*	*High Power LED*	*High Power LED*	*High Power LED*
CRI	*90*	*90*	*90*	*90*
LED Color Consistency	*3 SDCM(MONO)/5 SDCM(RGBW)*	*3 SDCM(MONO)/5 SDCM(RGBW)*	*3 SDCM(MONO)/5 SDCM(RGBW)*	*3 SDCM(MONO)/5 SDCM(RGBW)*
LED Color	*2700K/3000K/4000K/RGBW*	*2700K/3000K/4000K/RGBW*	*2700K/3000K/4000K/RGBW*	*2700K/3000K/4000K/RGBW*
LED Lifetime	*>50,000h-L70 / B10-Ta25℃ (LM-80/TM-21)*	*>50,000h-L70 / B10-Ta25℃ (LM-80/TM-21)*	*>50,000h-L70 / B10-Ta25℃ (LM-80/TM-21)*	*>50,000h-L70 / B10-Ta25℃ (LM-80/TM-21)*

Product Data

	EF3N01	EF3S04	EF3M09	EF3L16
LED Power	*3W(MAX)/2W(MAX)RGBW*	*10W(MAX)*	*24W(MAX)/22W(MAX)RGBW*	*43W(MAX)/30W(MAX)RGBW*
LEDs(Quantity)	*1*	*4*	*9*	*16*
LED Lumen Output(3000K)	*330lm*	*1100lm*	*2660lm*	*4800lm*
Finish Color	*Black*	*Black*	*Black*	*Black*
Net Weight	*0.5Kg*	*1.5Kg*	*2.5Kg*	*3.5Kg*

Product Light Peformance(System Max Lumens @3000K)

Model		Beam 6°	13°	20°	30°	8°x27°
EF3N01	**03**	*202lm*	*200lm*	*203lm*	*200lm*	*200lm*
EF3S04	**10**	*812lm*	*758lm*	*768lm*	*757lm*	*787lm*
EF3M09	**24**	*1590lm*	*1532lm*	*1657lm*	*1654lm*	*1826lm*
EF3L16	**43**	*2859lm*	*2664lm*	*2951lm*	*2821lm*	*2959lm*

Model Number

Drawing	Model	Power	Control Systems	Beam	CCT	Finish
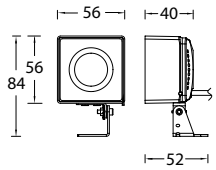	**EF3N01**	**03** *03W(MAX)*	**ET** *ON-OFF 24V DC Power Supply* **MT** *DMX512 Dimming 24V DC Power Supply*	**S** *6°* **1** *13°* **2** *20°* **3** *30°* **J** *8°x27°*	**27** *2700K* **30** *3000K* **40** *4000K*	**BK** *Black*
	EF3N01	**02** *02W(MAX)*	**MT** *DMX512 Dimming 24V DC Power Supply*	**1** *19°* **2** *29°* **3** *37°* **5** *53°* **F** *23°x36°*	**F30** *RGBW(3000K)* **F40** *RGBW(4000K)* **F60** *RGBW(5700K)*	**BK** *Black*

Example : EF3N01-03ET-S27BK
Infi-Power Intelligent Constant-Power System not loaded

Drawing	Model	Power	Control Systems	Beam	CCT	Finish
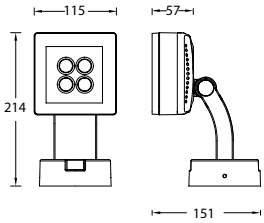	**EF3S04**	**10** *10W(MAX)*	**EL** *ON-OFF 220V AC Power Supply* **ML** *DMX512 Dimming 220V AC Power Supply*	**S** *6°* **1** *13°* **2** *20°* **3** *30°* **J** *8°x27°*	**27** *2700K* **30** *3000K* **40** *4000K*	**BK** *Black*
	EF3S04	**10** *10W(MAX)*	**ML** *DMX512 Dimming 220V AC Power Supply*	**1** *19°* **2** *29°* **3** *37°* **5** *53°* **F** *23°x36°*	**F30** *RGBW(3000K)* **F40** *RGBW(4000K)* **F60** *RGBW(5700K)*	**BK** *Black*

Example : EF3S04-10EL-S27BK
Infi-Power Intelligent Constant-Power System not loaded for MONO

Drawing	Model	Power	Control Systems	Beam	CCT	Finish
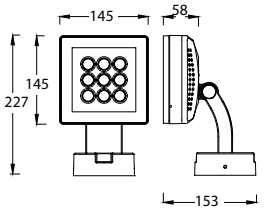	**EF3M09**	**24** *24W(MAX)*	**EL** *ON-OFF 220V AC Power Supply* **ML** *DMX512 Dimming 220V AC Power Supply*	**S** *6°* **1** *13°* **2** *20°* **3** *30°* **J** *8°x27°*	**27** *2700K* **30** *3000K* **40** *4000K*	**BK** *Black*
	EF3M09	**22** *22W(MAX)*	**ML** *DMX512 Dimming 220V AC Power Supply*	**1** *19°* **2** *29°* **3** *37°* **5** *53°* **F** *23°x36°*	**F30** *RGBW(3000K)* **F40** *RGBW(4000K)* **F60** *RGBW(5700K)*	**BK** *Black*

Example : EF3M09-24ML-S30BK
Infi-Power Intelligent Constant-Power System not loaded for MONO

Drawing	Model	Power	Control Systems	Beam	CCT	Finish
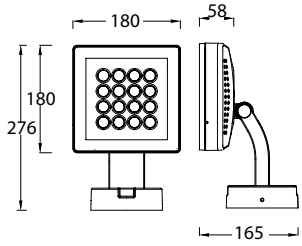	**EF3L16**	**43** *43W(MAX)*	**EL** *ON-OFF 220V AC Power Supply* **ML** *DMX512 Dimming 220V AC Power Supply*	**S** *6°* **1** *13°* **2** *20°* **3** *30°* **J** *8°x27°*	**27** *2700K* **30** *3000K* **40** *4000K*	**BK** *Black*
	EF3L16	**30** *30W(MAX)*	**ML** *DMX512 Dimming 220V AC Power Supply*	**1** *19°* **2** *29°* **3** *37°* **5** *53°* **F** *23°x36°*	**F30** *RGBW(3000K)* **F40** *RGBW(4000K)* **F60** *RGBW(5700K)*	**BK** *Black*

Example : EF3L16-43EL-S27BK
Infi-Power Intelligent Constant-Power System not loaded for MONO

Light Distribution

EF3N

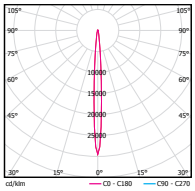

EF3N01-03ET-S30BK

0° Aiming Angle

D(M)	LUX	W	L
1	5959	0.1	0.1
2	1490	0.2	0.2
3	662	0.3	0.3
4	372	0.4	0.4

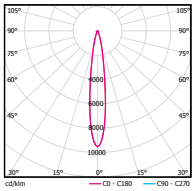

EF3N01-03ET-130BK

0° Aiming Angle

D(M)	LUX	W	L
1	1910	0.2	0.2
2	478	0.5	0.5
3	212	0.7	0.7
4	119	0.9	0.9

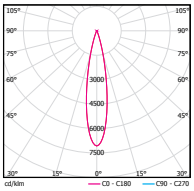

EF3N01-03ET-230BK

0° Aiming Angle

D(M)	LUX	W	L
1	1433	0.4	0.4
2	358	0.7	0.7
3	159	1.1	1.1
4	90	1.4	1.4

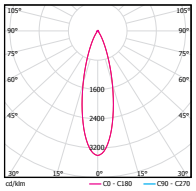

EF3N01-03ET-330BK

0° Aiming Angle

D(M)	LUX	W	L
1	682	0.5	0.5
2	171	1.1	1.1
3	76	1.6	1.6
4	43	2.1	2.1

EF3S

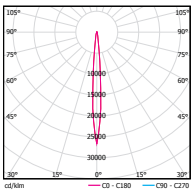

EF3S04-10EL-S30BK

0° Aiming Angle

D(M)	LUX	W	L
1	21640	0.1	0.1
2	5410	0.2	0.2
3	2404	0.3	0.3
4	1353	0.4	0.4

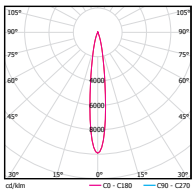

EF3S04-10EL-130BK

0° Aiming Angle

D(M)	LUX	W	L
1	7059	0.2	0.2
2	1765	0.5	0.5
3	784	0.7	0.7
4	441	0.9	0.9

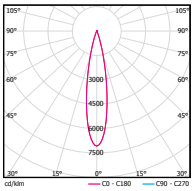

EF3S04-10EL-230BK

0° Aiming Angle

D(M)	LUX	W	L
1	5436	0.4	0.4
2	1359	0.7	0.7
3	604	1.1	1.1
4	340	1.4	1.4

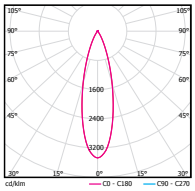

EF3S04-10EL-330BK

0° Aiming Angle

D(M)	LUX	W	L
1	2627	0.5	0.5
2	657	1.1	1.1
3	292	1.6	1.6
4	164	2.1	2.1

EF3M

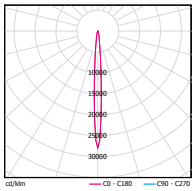

EF3M09-24EL-S30BK

0° Aiming Angle

D(M)	LUX	W	L
1	21640	0.1	0.1
2	5410	0.2	0.2
3	2404	0.3	0.3
4	1353	0.4	0.4

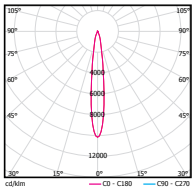

EF3M09-24EL-130BK

0° Aiming Angle

D(M)	LUX	W	L
1	13502	0.2	0.2
2	3376	0.5	0.5
3	1500	0.7	0.7
4	844	0.9	0.9

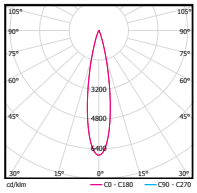

EF3M09-24EL-230BK

0° Aiming Angle

D(M)	LUX	W	L
1	11177	0.4	0.4
2	2794	0.7	0.7
3	1242	1.1	1.1
4	699	1.4	1.4

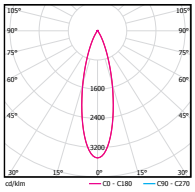

EF3M09-24EL-330BK

0° Aiming Angle

D(M)	LUX	W	L
1	5760	0.5	0.5
2	1440	1.1	1.1
3	640	1.6	1.6
4	360	2.1	2.1

Accessories

EF3L

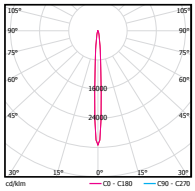

EF3L16-43EL-S30BK

0° Aiming Angle

D(M)	LUX	W	L
1	89640	0.1	0.1
2	22410	0.2	0.2
3	9960	0.3	0.3
4	5603	0.4	0.4

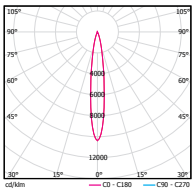

EF3L16-43EL-130BK

0° Aiming Angle

D(M)	LUX	W	L
1	25991	0.2	0.2
2	6498	0.5	0.5
3	2888	0.7	0.7
4	1624	0.9	0.9

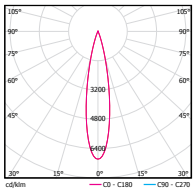

EF3L16-43EL-230BK

0° Aiming Angle

D(M)	LUX	W	L
1	20308	0.4	0.4
2	5077	0.7	0.7
3	2256	1.1	1.1
4	1269	1.4	1.4

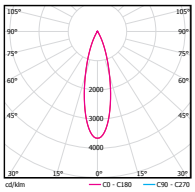

EF3L16-43EL-330BK

0° Aiming Angle

D(M)	LUX	W	L
1	10274	0.5	0.5
2	2569	1.1	1.1
3	1142	1.6	1.6
4	642	2.1	2.1

Accessories

Item	Code	Picture	EF3N01	EF3S04	EF3M09	EF3L16
Wall Washer Visor	*WW1*		EF3N-WW1-BK	EF3S-WW1-BK	EF3M-WW1-BK	EF3L-WW1-BK

SHINE PRO SPOT AND FLOOD



Body Material	*Die-cast aluminum body and base, stainless steel mounting plate*
Optical System	*Clear lens included+W-Module*
Finish	*Environmentally safe powder coat*
Adjustable angle	*0°-330° horizontal rotation and 0°-90° vertical aiming tilt*
Accessories/Brackets	*Wall washer visor, Spike and Adaptor*

LED Options

	EF1S12	EF1L24	EF1S24	EF1L48
LED Type	*High Power LED*	*High Power LED*	*High Power LED*	*High Power LED*
CRI	*80*	*80*	*80*	*80*
LED Color Consistency	*3 SDCM(MONO)/5 SDCM(RGBW)*	*3 SDCM(MONO)/5 SDCM(RGBW)*	*3 SDCM(MONO)/5 SDCM(RGBW)*	*3 SDCM(MONO)/5 SDCM(RGBW)*
LED Color	*2700K/3000K/4000K/RGB/RGBW*	*2700K/3000K/4000K/RGB/RGBW*	*2700K/3000K/4000K/RGB/RGBW*	*2700K/3000K/4000K/RGB/RGBW*
LED Lifetime	*>50,000h-L70 / B10-Ta25℃ (LM-80/TM-21)*	*>50,000h-L70 / B10-Ta25℃ (LM-80/TM-21)*	*>50,000h-L70 / B10-Ta25℃ (LM-80/TM-21)*	*>50,000h-L70 / B10-Ta25℃ (LM-80/TM-21)*

Product Data

	EF1S12	EF1L24	EF1S24	EF1L48
LED Power	*26W(MAX)*	*53W(MAX)*	*48W(MAX)*	*91W(MAX)*
LEDs(Quantity)	*12*	*24*	*24*	*48*
LED Lumen Output(3000K)	*3080lm*	*6160lm*	*5060lm*	*6624lm*
Finish Color	*Black*	*Black*	*Black*	*Black*
Net Weight	*5.8Kg*	*8.9Kg*	*5.8Kg*	*8.9Kg*

Product Light Peformance(System Max Lumens @3000K)

Model / Beam		4°	7°	13°	30°	40°	12°x35°
EF1S12	**028**	*2016lm*	*/*	*/*	*/*	*/*	*/*
EF1L24	**056**	*3482lm*	*/*	*/*	*/*	*/*	*/*
EF1S24	**056**	*/*	*2856lm*	*3007lm*	*2940lm*	*2610lm*	*1918lm*
EF1L48	**112**	*/*	*5158lm*	*5697lm*	*4823lm*	*5158lm*	*4832lm*

Model Number

Drawing	Model	Control Systems	Beam	CCT	Finish
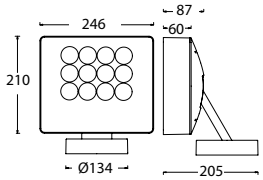	**EF1S12-028**	**EL** *ON-OFF 220V AC Power Supply* **ML** *DMX512 Dimming 220V AC Power Supply*	**V** *4°*	**27** *2700K* **30** *3000K* **40** *4000K* **FC** *RGB* **FW** *RGBW*	**BK** *Black*

Example : EF1S12-028EL-V30BK

Drawing	Model	Control Systems	Beam	CCT	Finish
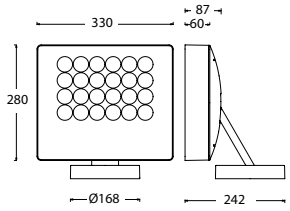	**EF1L24-056**	**EL** *ON-OFF 220V AC Power Supply* **ML** *DMX512 Dimming 220V AC Power Supply*	**V** *4°*	**27** *2700K* **30** *3000K* **40** *4000K* **FC** *RGB* **FW** *RGBW*	**BK** *Black*

Example :EF1L24-056EL-V40BK

Drawing	Model	Control Systems	Beam	CCT	Finish
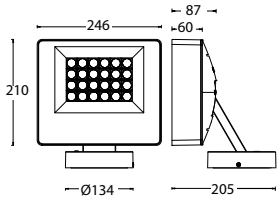	**EF1S24-056**	**EL** *ON-OFF 220V AC Power Supply* **ML** *DMX512 Dimming 220V AC Power Supply*	**S** *7°* **1** *13°* **3** *30°* **4** *40°* **J** *12°x35°*	**27** *2700K* **30** *3000K* **40** *4000K* **FC** *RGB* **FW** *RGBW*	**BK** *Black*

Example :EF1S24-056EL-S40BK

Drawing	Model	Control Systems	Beam	CCT	Finish
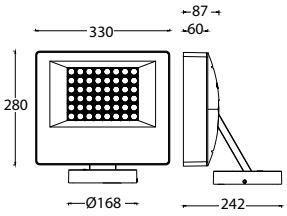	**EF1L48-112**	**EL** *ON-OFF 220V AC Power Supply* **ML** *DMX512 Dimming 220V AC Power Supply*	**S** *7°* **1** *13°* **3** *30°* **4** *40°* **J** *12°x35°*	**27** *2700K* **30** *3000K* **40** *4000K* **FC** *RGB* **FW** *RGBW*	**BK** *Black*

Example :EF1L48-112EL-S40BK

Light Distribution

EF1S12

EF1S12-028EL-V40BK

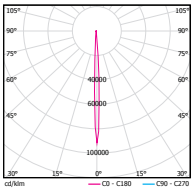

0° Aiming Angle

D(M)	LUX	W	L
1	188551	0.1	0.1
2	47138	0.2	0.2
3	20950	0.2	0.2
4	11784	0.3	0.3

EF1L24

EF1L24-056EL-V40BK

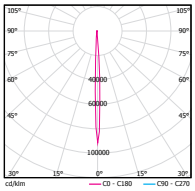

0° Aiming Angle

D(M)	LUX	W	L
1	225156	0.1	0.1
2	56289	0.2	0.2
3	25017	0.3	0.3
4	14072	0.3	0.3

EF1S24

EF1S24-056EL-S30BK

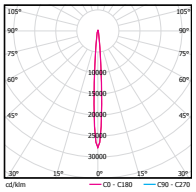

0° Aiming Angle

D(M)	LUX	W	L
1	94729	0.1	0.1
2	23682	0.2	0.2
3	10525	0.4	0.4
4	5921	0.5	0.5

EF1S24-056EL-130BK

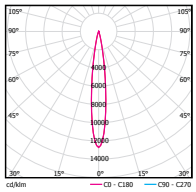

0° Aiming Angle

D(M)	LUX	W	L
1	43852	0.2	0.2
2	10963	0.5	0.5
3	4872	0.7	0.7
4	2741	0.9	0.9

EF1S24-056EL-330BK

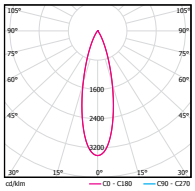

0° Aiming Angle

D(M)	LUX	W	L
1	11704	0.5	0.5
2	2926	1.1	1.1
3	1300	1.6	1.6
4	732	2.1	2.1

EF1S24-056EL-430BK

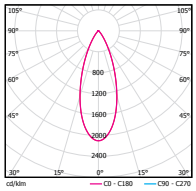

0° Aiming Angle

D(M)	LUX	W	L
1	6573	0.7	0.7
2	1643	1.5	1.5
3	730	2.2	2.2
4	411	2.9	2.9

EF1L48

EF1L48-112EL-S30BK

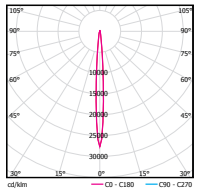

0° Aiming Angle

D(M)	LUX	W	L
1	181810	0.1	0.1
2	45453	0.2	0.2
3	20201	0.4	0.4
4	11363	0.5	0.5

EF1L48-112EL-130BK

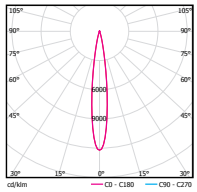

0° Aiming Angle

D(M)	LUX	W	L
1	86065	0.2	0.2
2	21516	0.5	0.5
3	9563	0.7	0.7
4	5379	0.9	0.9

EF1L48-112EL-330BK

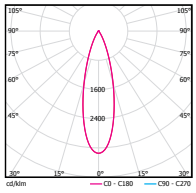

0° Aiming Angle

D(M)	LUX	W	L
1	23041	0.5	0.5
2	5760	1.1	1.1
3	2560	1.6	1.6
4	1440	2.1	2.1

EF1L48-112EL-430BK

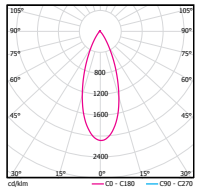

0° Aiming Angle

D(M)	LUX	W	L
1	12816	0.7	0.7
2	3204	1.5	1.5
3	1424	2.2	2.2
4	801	2.9	2.9

Accessories

Item	Code	Picture	EF1S12 / EF1S24	EF1L24 / EF1L48
Wall Washer Visor	*WW*		EF1S-WW1-BK	EF1L-WW1-BK
Stainless plate with Spike	*SPK*		EF1S-SPK-BK	EF1L-SPK-BK
Adaptor For Pole	*AP*		EF1S-APE-BK	EF1L-APE-BK

SHINE PRO LARGE MONO



Body Material	*Die-cast aluminum body*
Optical System	*Clear lens included*
Finish	*Environmentally safe powder coat*
Adjustable angle	*-30° to 90° vertical aiming tilt*
Accessories/Brackets	*Wall Washer shield available*

LED Options

	EF4TI	EF4NI	EF4SI	EF4MI	EF4LI
LED Type	*High Power LED*	*High Power LED*	*High Power LED*	*High Power LED*	*High Power LED*
CRI	*90*	*90*	*90*	*90*	*90*
LED Color Consistency	*3 SDCM(MONO)*	*3 SDCM(MONO)*	*3 SDCM(MONO)*	*3 SDCM(MONO)*	*3 SDCM(MONO)*
LED Color	*2700K/3000K/4000K*	*2700K/3000K/4000K*	*2700K/3000K/4000K*	*2700K/3000K/4000K*	*2700K/3000K/4000K*
LED Lifetime	*>50,000h-L70 / B10-Ta25℃ (LM-80/TM-21)*	*>50,000h-L70 / B10-Ta25℃ (LM-80/TM-21)*	*>50,000h-L70 / B10-Ta25℃ (LM-80/TM-21)*	*>50,000h-L70 / B10-Ta25℃ (LM-80/TM-21)*	*>50,000h-L70 / B10-Ta25℃ (LM-80/TM-21)*

Product Data

	EF4TI	EF4NI	EF4SI	EF4MI	EF4LI
LED Power	*130W(MAX)*	*190W(MAX)*	*280W(MAX)*	*380W(MAX)*	*560W(MAX)*
LEDs(Quantity)	*60*	*96*	*108*	*192*	*216*
LED Lumen Output(3000K)	*14300lm*	*20900lm*	*30800lm*	*41800lm*	*61600lm*
Finish Color	*Black*	*Black*	*Black*	*Black*	*Black*
Net Weight	*6.5Kg*	*9Kg*	*15Kg*	*18Kg*	*30Kg*

Product Light Peformance(System Max Lumens @3000K)

Model	Beam	7°	9°	12°	21°	24°	36°	50°	14°x56°	19°x56°
EF4TI	**130**	*10504lm*	*/*	*10332lm*	*9901lm*	*/*	*9567lm*	*8497lm*	*8194lm*	*/*
EF4NI	**190**	*/*	*14779lm*	*14509lm*	*/*	*14372lm*	*13672lm*	*12252lm*	*12015lm*	*/*
EF4SI	**280**	*/*	*21417lm*	*20499lm*	*/*	*20297lm*	*19388lm*	*17491lm*	*/*	*16893lm*
EF4MI	**380**	*/*	*28274lm*	*27213lm*	*/*	*26732lm*	*25427lm*	*23007lm*	*22538lm*	*/*
EF4LI	**560**	*/*	*42834lm*	*41001lm*	*/*	*40596lm*	*38675lm*	*34983lm*	*/*	*33786lm*

Model Number

Drawing	Model	Power	Control Systems	Beam	CCT	Finish
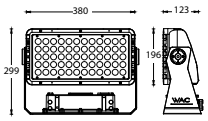	**EF4TI**	**130** *130W(MAX)*	**EL** *ON-OFF 220V AC Power Supply* **ML** *DMX512 Dimming 220V AC Power Supply*	**S** *7°* **1** *12°* **2** *21°* **3** *36°* **5** *50°* **J** *14°x56°*	**27** *2700K* **30** *3000K* **40** *4000K*	**BK** *Black*

Example : EF4TI-130EL-130BK

Drawing	Model	Power	Control Systems	Beam	CCT	Finish
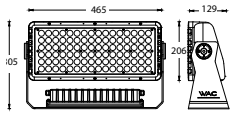	**EF4NI**	**190** *190W(MAX)*	**EL** *ON-OFF 220V AC Power Supply* **ML** *DMX512 Dimming 220V AC Power Supply*	**S** *9°* **1** *12°* **2** *24°* **3** *36°* **5** *50°* **J** *14°x56°*	**27** *2700K* **30** *3000K* **40** *4000K*	**BK** *Black*

Example : EF4NI-190EL-130BK

Drawing	Model	Power	Control Systems	Beam	CCT	Finish
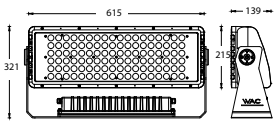	**EF4SI**	**280** *280W(MAX)*	**EL** *ON-OFF 220V AC Power Supply* **ML** *DMX512 Dimming 220V AC Power Supply*	**S** *9°* **1** *12°* **2** *24°* **3** *36°* **5** *50°* **J** *19°x56°*	**27** *2700K* **30** *3000K* **40** *4000K*	**BK** *Black*

Example : EF4SI-280EL-130BK

Drawing	Model	Power	Control Systems	Beam	CCT	Finish
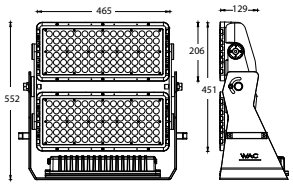	**EF4MI**	**380** *380W(MAX)*	**EL** *ON-OFF 220V AC Power Supply* **ML** *DMX512 Dimming 220V AC Power Supply*	**S** *9°* **1** *12°* **2** *24°* **3** *36°* **5** *50°* **J** *14°x56°*	**27** *2700K* **30** *3000K* **40** *4000K*	**BK** *Black*

Example : EF4MI-380EL-130BK

Drawing	Model	Power	Control Systems	Beam	CCT	Finish
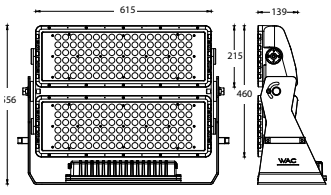	**EF4LI**	**560** *560W(MAX)*	**EL** *ON-OFF 220V AC Power Supply* **ML** *DMX512 Dimming 220V AC Power Supply*	**S** *9°* **1** *12°* **2** *24°* **3** *36°* **5** *50°* **J** *19°x56°*	**27** *2700K* **30** *3000K* **40** *4000K*	**BK** *Black*

Example : EF4LI-560EL-130BK

Light Distribution

EF4TI

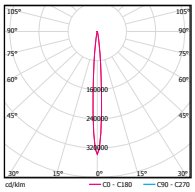

EF4TI-130EL-S30BK

0° Aiming Angle

D(M)	LUX	W	L
1	337090	0.1	0.1
2	84273	0.2	0.2
3	37454	0.4	0.4
4	21068	0.5	0.5

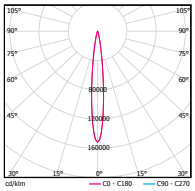

EF4TI-130EL-130BK

0° Aiming Angle

D(M)	LUX	W	L
1	151478	0.2	0.2
2	37870	0.4	0.4
3	16831	0.6	0.6
4	9467	0.8	0.8

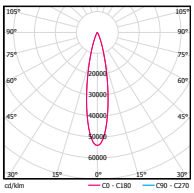

EF4TI-130EL-230BK

0° Aiming Angle

D(M)	LUX	W	L
1	54011	0.4	0.4
2	13503	0.7	0.7
3	6001	1.1	1.1
4	3376	1.5	1.5

EF4NI

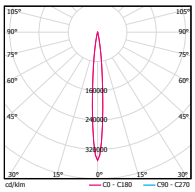

EF4NI-190EL-S30BK

0° Aiming Angle

D(M)	LUX	W	L
1	350081	0.2	0.2
2	87520	0.3	0.3
3	38898	0.5	0.5
4	21880	0.6	0.6

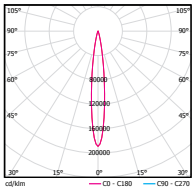

EF4NI-190EL-130BK

0° Aiming Angle

D(M)	LUX	W	L
1	188897	0.2	0.2
2	47224	0.4	0.4
3	20989	0.6	0.6
4	11806	0.8	0.8

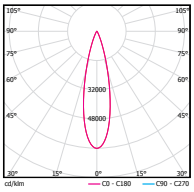

EF4NI-190EL-230BK

0° Aiming Angle

D(M)	LUX	W	L
1	64143	0.4	0.4
2	16036	0.9	0.9
3	7127	1.3	1.3
4	4009	1.8	1.8

EF4SI

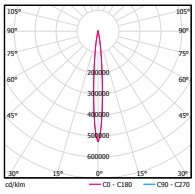

EF4SI-280EL-S30BK

0° Aiming Angle

D(M)	LUX	W	L
1	526430	0.2	0.2
2	131608	0.3	0.3
3	58492	0.5	0.5
4	32902	0.6	0.6

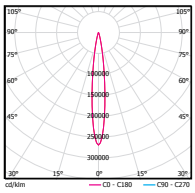

EF4SI-280EL-130BK

0° Aiming Angle

D(M)	LUX	W	L
1	268940	0.2	0.2
2	67235	0.4	0.4
3	29882	0.6	0.6
4	16809	0.8	0.8

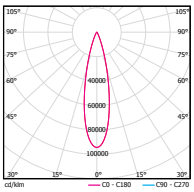

EF4SI-280EL-230BK

0° Aiming Angle

D(M)	LUX	W	L
1	94430	0.5	0.5
2	23608	0.9	0.9
3	10492	1.4	1.4
4	5902	1.8	1.8

Light Distribution

EF4MI

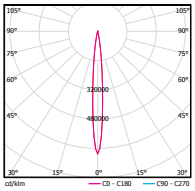

EF4MI-380EL-S30BK

0° Aiming Angle

D(M)	LUX	W	L
1	669738	0.2	0.2
2	167435	0.3	0.3
3	74415	0.5	0.5
4	41859	0.6	0.6

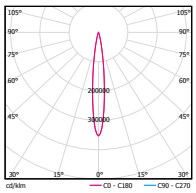

EF4MI-380EL-130BK

0° Aiming Angle

D(M)	LUX	W	L
1	353133	0.2	0.2
2	88283	0.4	0.4
3	39237	0.6	0.6
4	22071	0.8	0.8

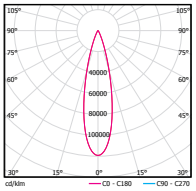

EF4MI-380EL-230BK

0° Aiming Angle

D(M)	LUX	W	L
1	119308	0.4	0.4
2	29827	0.9	0.9
3	13256	1.3	1.3
4	7457	1.8	1.8

EF4LI

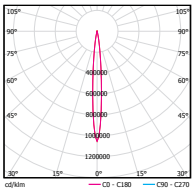

EF4LI-560EL-S30BK

0° Aiming Angle

D(M)	LUX	W	L
1	1052828	0.2	0.2
2	263207	0.3	0.3
3	116981	0.5	0.5
4	65802	0.6	0.6

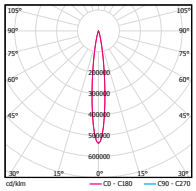

EF4LI-560EL-130BK

0° Aiming Angle

D(M)	LUX	W	L
1	537907	0.2	0.2
2	134477	0.4	0.4
3	59767	0.6	0.6
4	33619	0.8	0.8

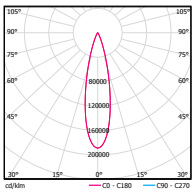

EF4LI-560EL-230BK

0° Aiming Angle

D(M)	LUX	W	L
1	188867	0.4	0.4
2	47217	0.9	0.9
3	20985	1.3	1.3
4	11804	1.7	1.7

Accessories

Item	Code	Picture	EF4TI	EF4NI	EF4SI	EF4MI	EF4LI
Wall Washer Visor	*WW1*		EF4TI-WW1-BK	EF4NI-WW1-BK	EF4SI-WW1-BK	EF4NI-WW1-BK	EF4SI-WW1-BK
Wall Washer Visor	*WW2*		EF4TI-WW2-BK	EF4NI-WW2-BK	EF4SI-WW2-BK	EF4NI-WW2-BK	EF4SI-WW2-BK
Wall Washer Visor	*WW3*		EF4TI-WW3-BK	EF4NI-WW3-BK	EF4SI-WW3-BK	EF4NI-WW3-BK	EF4SI-WW3-BK

SHINE PRO LARGE RGBW



Body Material	*Die-cast aluminum body*
Optical System	*Clear lens included*
Finish	*Environmentally safe powder coat*
Adjustable angle	*-30° to 90° vertical aiming tilt*
Accessories/Brackets	*Wall Washer shield available*

LED Options

	EF4TI	EF4NI	EF4SI	EF4MI	EF4LI
LED Type	*High Power LED*	*High Power LED*	*High Power LED*	*High Power LED*	*High Power LED*
CRI	*80*	*80*	*80*	*80*	*80*
LED Color Consistency	*5 SDCM*	*5 SDCM*	*5 SDCM*	*5 SDCM*	*5 SDCM*
LED Color	*RGBW(3000K/4000K/6000K)*	*RGBW(3000K/4000K/6000K)*	*RGBW(3000K/4000K/6000K)*	*RGBW(3000K/4000K/6000K)*	*RGBW(3000K/4000K/6000K)*
LED Lifetime	*>50,000h-L70 / B10-Ta25℃ (LM-80/TM-21)*	*>50,000h-L70 / B10-Ta25℃ (LM-80/TM-21)*	*>50,000h-L70 / B10-Ta25℃ (LM-80/TM-21)*	*>50,000h-L70 / B10-Ta25℃ (LM-80/TM-21)*	*>50,000h-L70 / B10-Ta25℃ (LM-80/TM-21)*

Product Data

	EF4TI	EF4NI	EF4SI	EF4MI	EF4LI
LED Power	*118W(MAX)*	*161W(MAX)*	*227W(MAX)*	*322W(MAX)*	*454W(MAX)*
LEDs(Quantity)	*60*	*96*	*108*	*192*	*216*
LED Lumen Output(3000K)	*9749lm*	*13594lm*	*22400lm*	*28000lm*	*44800lm*
Finish Color	*Black*	*Black*	*Black*	*Black*	*Black*
Net Weight	*6.5Kg*	*9Kg*	*16.5Kg*	*20Kg*	*35Kg*

Product Light Peformance(System Max Lumens @3000K)

Model		Beam 12°	29°	50°	14°x27°	17°x29°	22°x29°
EF4TI	**118**	*14779lm*	*14509lm*	*14372lm*	*13672lm*	/	/
EF4NI	**161**	*5847lm*	*5760lm*	*7334lm*	/	*6099lm*	/
EF4SI	**227**	*8304lm*	*7821lm*	*10031lm*	/	/	*8425lm*
EF4MI	**322**	*11695lm*	*11520lm*	*14688lm*	/	*12198lm*	/
EF4LI	**454**	*16607lm*	*15641lm*	*20063lm*	/	/	*16851lm*

Model Number

Drawing	Model	Power	Control Systems	Beam	CCT	Finish
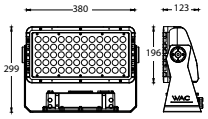	**EF4TI**	**118** *118W(MAX)*	**ML** *DMX512 Dimming 220V AC Power Supply*	**1** *12°* **2** *29°* **5** *50°* **J** *22°x29°*	**F30** *RGBW(3000K)* **F40** *RGBW(4000K)* **F60** *RGBW(6000K)*	**BK** *Black*

Example : EF4TI-118ML-1F30BK

Drawing	Model	Power	Control Systems	Beam	CCT	Finish
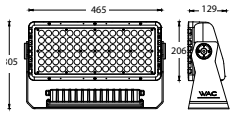	**EF4NI**	**161** *161W(MAX)*	**ML** *DMX512 Dimming 220V AC Power Supply*	**1** *12°* **2** *29°* **5** *50°* **J** *17°x29°*	**F30** *RGBW(3000K)* **F40** *RGBW(4000K)* **F60** *RGBW(6000K)*	**BK** *Black*

Example : EF4NI-161ML-1F30BK

Drawing	Model	Power	Control Systems	Beam	CCT	Finish
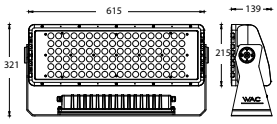	**EF4SI**	**227** *227W(MAX)*	**ML** *DMX512 Dimming 220V AC Power Supply*	**1** *12°* **2** *29°* **5** *50°* **J** *17°x29°*	**F30** *RGBW(3000K)* **F40** *RGBW(4000K)* **F60** *RGBW(6000K)*	**BK** *Black*

Example : EF4SI-227ML-1F30BK

Drawing	Model	Power	Control Systems	Beam	CCT	Finish
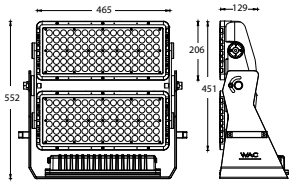	**EF4MI**	**322** *322W(MAX)*	**ML** *DMX512 Dimming 220V AC Power Supply*	**1** *12°* **2** *29°* **5** *50°* **J** *22°x29°*	**F30** *RGBW(3000K)* **F40** *RGBW(4000K)* **F60** *RGBW(6000K)*	**BK** *Black*

Example : EF4MI-322ML-1F30BK

Drawing	Model	Power	Control Systems	Beam	CCT	Finish
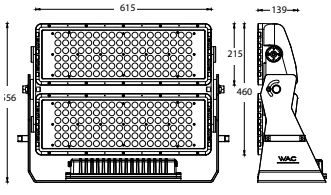	**EF4LI**	**454** *454W(MAX)*	**ML** *DMX512 Dimming 220V AC Power Supply*	**1** *12°* **2** *29°* **5** *50°* **J** *14°x27°*	**F30** *RGBW(3000K)* **F40** *RGBW(4000K)* **F60** *RGBW(6000K)*	**BK** *Black*

Example : EF4LI-454ML-1F30BK

Light Distribution

EF4TI

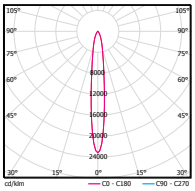

EF4TI-118ML-1F30BK

0° Aiming Angle

D(M)	LUX	W	L
1	23173	0.2	0.2
2	5793	0.4	0.4
3	2575	0.6	0.6
4	1448	0.8	0.8

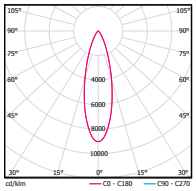

EF4TI-118ML-2F30BK

0° Aiming Angle

D(M)	LUX	W	L
1	9027	0.5	0.5
2	2257	1.0	1.0
3	1003	1.5	1.5
4	564	2.0	2.0

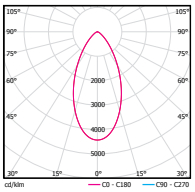

EF4TI-118ML-5F30BK

0° Aiming Angle

D(M)	LUX	W	L
1	4434	0.9	0.9
2	1109	1.9	1.9
3	493	2.8	2.8
4	277	3.7	3.7

EF4NI

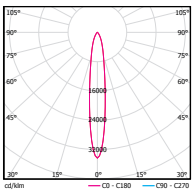

EF4NI-161ML-1F30BK

0° Aiming Angle

D(M)	LUX	W	L
1	34313	0.2	0.2
2	8578	0.5	0.5
3	3813	0.7	0.7
4	2145	1.0	1.0

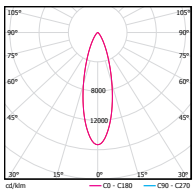

EF4NI-161ML-2F30BK

0° Aiming Angle

D(M)	LUX	W	L
1	15320	0.5	0.5
2	3830	1.0	1.0
3	1702	1.6	1.6
4	958	2.1	2.1

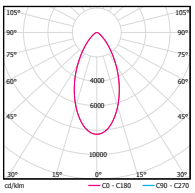

EF4NI-161ML-5F30BK

0° Aiming Angle

D(M)	LUX	W	L
1	8339	0.9	0.9
2	2085	1.9	1.9
3	927	2.8	2.8
4	521	3.7	3.7

EF4SI

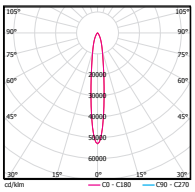

EF4SI-227ML-1F30BK

0° Aiming Angle

D(M)	LUX	W	L
1	52922	0.2	0.2
2	13231	0.5	0.5
3	5880	0.7	0.7
4	3308	0.9	0.9

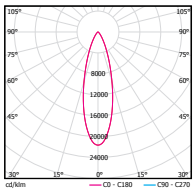

EF4SI-227ML-2F30BK

0° Aiming Angle

D(M)	LUX	W	L
1	21650	0.5	0.5
2	5413	1.0	1.0
3	2406	1.6	1.6
4	1353	2.1	2.1

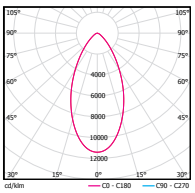

EF4SI-227ML-5F30BK

0° Aiming Angle

D(M)	LUX	W	L
1	11404	0.9	0.9
2	2851	1.9	1.9
3	1267	2.8	2.8
4	713	3.7	3.7

Light Distribution

EF4MI

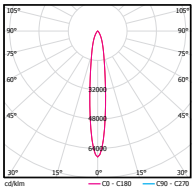

EF4MI-322ML-1F30BK

0° Aiming Angle

D(M)	LUX	W	L
1	68625	0.2	0.2
2	17156	0.5	0.5
3	7625	0.7	0.7
4	4289	1.0	1.0

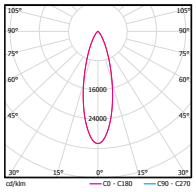

EF4MI-322ML-2F30BK

0° Aiming Angle

D(M)	LUX	W	L
1	30640	0.5	0.5
2	7660	1.0	1.0
3	3404	1.6	1.6
4	1915	2.1	2.1

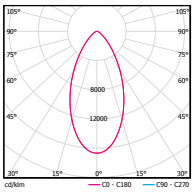

EF4MI-322ML-5F30BK

0° Aiming Angle

D(M)	LUX	W	L
1	16678	0.9	0.9
2	4170	1.9	1.9
3	1853	2.8	2.8
4	1042	3.7	3.7

EF4LI

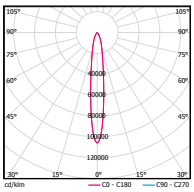

EF4LI-454ML-1F30BK

0° Aiming Angle

D(M)	LUX	W	L
1	105844	0.2	0.2
2	26461	0.5	0.5
3	11760	0.7	0.7
4	6615	0.9	0.9

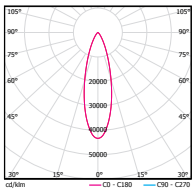

EF4LI-454ML-2F30BK

0° Aiming Angle

D(M)	LUX	W	L
1	43300	0.5	0.5
2	10825	1.0	1.0
3	4811	1.6	1.6
4	2706	2.1	2.1

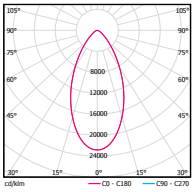

EF4LI-454ML-5F30BK

0° Aiming Angle

D(M)	LUX	W	L
1	22807	0.9	0.9
2	5702	1.9	1.9
3	2534	2.8	2.8
4	1425	3.7	3.7

Accessories

Item	Code	Picture	EF4TI	EF4NI	EF4SI	EF4MI	EF4LI
Wall Washer Visor	*WW1*		EF4TI-WW1-BK	EF4NI-WW1-BK	EF4SI-WW1-BK	EF4NI-WW1-BK	EF4SI-WW1-BK
Wall Washer Visor	*WW2*		EF4TI-WW2-BK	EF4NI-WW2-BK	EF4SI-WW2-BK	EF4NI-WW2-BK	EF4SI-WW2-BK
Wall Washer Visor	*WW3*		EF4TI-WW3-BK	EF4NI-WW3-BK	EF4SI-WW3-BK	EF4NI-WW3-BK	EF4SI-WW3-BK
Laser Emitter	*LE*		EF4TI-LE-BK	EF4NI-LE-BK	EF4SI-LE-BK	EF4McI-LE-BK	EF4LI-LE-BK

SHINE PRO LARGE RGBW



Body Material	*Die-cast aluminum body*
Optical System	*Clear lens included*
Finish	*Environmentally safe powder coat*
Adjustable angle	*-30° to 90° vertical aiming tilt*
Accessories/Brackets	*Wall Washer shield available*

LED Options

	EF4TI	EF4NI	EF4SI	EF4MI	EF4LI
LED Type	*High Power LED*	*High Power LED*	*High Power LED*	*High Power LED*	*High Power LED*
CRI	*80*	*80*	*80*	*80*	*80*
LED Color Consistency	*5 SDCM*	*5 SDCM*	*5 SDCM*	*5 SDCM*	*5 SDCM*
LED Color	*RGBW(3000K/4000K)*	*RGBW(3000K/4000K)*	*RGBW(3000K/4000K)*	*RGBW(3000K/4000K)*	*RGBW(3000K/4000K)*
LED Lifetime	*>50,000h-L70 / B10-Ta25℃ (LM-80/TM-21)*	*>50,000h-L70 / B10-Ta25℃ (LM-80/TM-21)*	*>50,000h-L70 / B10-Ta25℃ (LM-80/TM-21)*	*>50,000h-L70 / B10-Ta25℃ (LM-80/TM-21)*	*>50,000h-L70 / B10-Ta25℃ (LM-80/TM-21)*

Product Data

	EF4TI	EF4NI	EF4SI	EF4MI	EF4LI
LED Power	*136W(MAX)*	*182W(MAX)*	*260W(MAX)*	*364W(MAX)*	*520W(MAX)*
LEDs(Quantity)	*67*	*85*	*103*	*170*	*206*
LED Lumen Output(3000K)	*9749lm*	*13594lm*	*22400lm*	*28000lm*	*44800lm*
Finish Color	*Black*	*Black*	*Black*	*Black*	*Black*
Net Weight	*6.5Kg*	*9Kg*	*16.5Kg*	*20Kg*	*35Kg*

Product Light Peformance(System Max Lumens @3000K)

Model / Beam		5°
EF4TI	**136**	*8121lm*
EF4NI	**182**	*10822lm*
EF4SI	**260**	*15812lm*
EF4MI	**364**	*21644lm*
EF4LI	**520**	*30642lm*

Model Number

Drawing	Model	Power	Control Systems	Beam	CCT	Finish
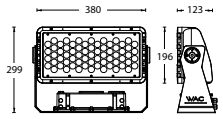	**EF4TI**	**136** *136W(MAX)*	**ML** *DMX512 Dimming 220V AC Power Supply*	**V** *5°*	**F30** *RGBW(3000K)* **F40** *RGBW(4000K)* **F60** *RGBW6000K)*	**BK** *Black*

Example : EF4TI-136ML-VF30BK

Drawing	Model	Power	Control Systems	Beam	CCT	Finish
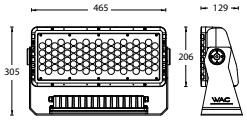	**EF4NI**	**182** *182W(MAX)*	**ML** *DMX512 Dimming 220V AC Power Supply*	**V** *5°*	**F30** *RGBW(3000K)* **F40** *RGBW(4000K)* **F60** *RGBW6000K)*	**BK** *Black*

Example : EF4NI-182ML-VF30BK

Drawing	Model	Power	Control Systems	Beam	CCT	Finish
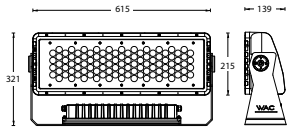	**EF4SI**	**260** *260W(MAX)*	**ML** *DMX512 Dimming 220V AC Power Supply*	**V** *5°*	**F30** *RGBW(3000K)* **F40** *RGBW(4000K)* **F60** *RGBW6000K)*	**BK** *Black*

Example : EF4SI-260ML-VF30BK

Drawing	Model	Power	Control Systems	Beam	CCT	Finish
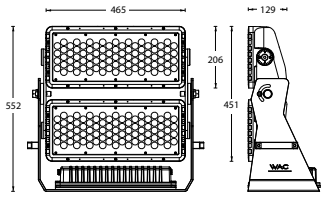	**EF4MI**	**364** *364W(MAX)*	**ML** *DMX512 Dimming 220V AC Power Supply*	**V** *5°*	**F30** *RGBW(3000K)* **F40** *RGBW(4000K)* **F60** *RGBW6000K)*	**BK** *Black*

Example : EF4MI-364ML-VF30BK

Drawing	Model	Power	Control Systems	Beam	CCT	Finish
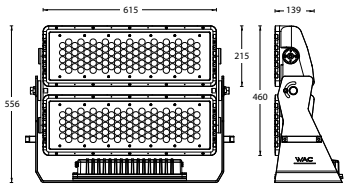	**EF4MI**	**364** *364W(MAX)*	**ML** *DMX512 Dimming 220V AC Power Supply*	**V** *5°*	**F30** *RGBW(3000K)* **F40** *RGBW(4000K)* **F60** *RGBW6000K)*	**BK** *Black*

Example : EF4MI-364ML-VF30BK

Light Distribution

EF4TI

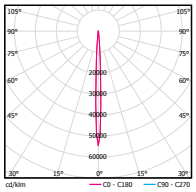

EF4TI-136ML-VF30BK

0° Aiming Angle

D(M)	LUX	W	L
1	455245	0.1	0.1
2	113811	0.2	0.2
3	50583	0.3	0.3
4	28453	0.3	0.3

EF4NI

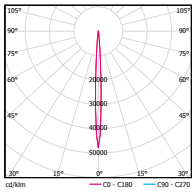

EF4NI-182ML-VF30BK

0° Aiming Angle

D(M)	LUX	W	L
1	566230	0.1	0.1
2	141558	0.2	0.2
3	62914	0.3	0.3
4	35389	0.3	0.3

EF4SI

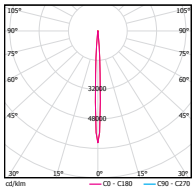

EF4SI-260ML-VF30BK

0° Aiming Angle

D(M)	LUX	W	L
1	954225	0.1	0.1
2	238556	0.2	0.2
3	106025	0.3	0.3
4	59639	0.3	0.3

EF4MI

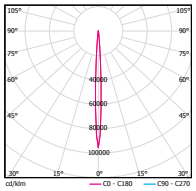

EF4MI-364ML-VF30BK

0° Aiming Angle

D(M)	LUX	W	L
1	1132460	0.1	0.1
2	283115	0.2	0.2
3	125829	0.3	0.3
4	70779	0.3	0.3

EF4LI

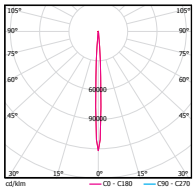

EF4LI-520ML-VF30BK

0° Aiming Angle

D(M)	LUX	W	L
1	1908450	0.1	0.1
2	477113	0.2	0.2
3	212050	0.3	0.3
4	119278	0.3	0.3

Accessories

Item	Code	Picture	EF4TI	EF4NI	EF4SI	EF4MI	EF4LI
Wall Washer Visor	*WW1*		EF4TI-WW1-BK	EF4NI-WW1-BK	EF4SI-WW1-BK	EF4NI-WW1-BK	EF4SI-WW1-BK
Wall Washer Visor	*WW2*		EF4TI-WW2-BK	EF4NI-WW2-BK	EF4SI-WW2-BK	EF4NI-WW2-BK	EF4SI-WW2-BK
Wall Washer Visor	*WW3*		EF4TI-WW3-BK	EF4NI-WW3-BK	EF4SI-WW3-BK	EF4NI-WW3-BK	EF4SI-WW3-BK
Laser Emitter	*LE*		EF4TI-LE-BK	EF4NI-LE-BK	EF4SI-LE-BK	EF4McI-LE-BK	EF4LI-LE-BK

IN-GROUND LUMINAIRES

FUEGO COMPACT 511

FUEGO COMPACT Ø36 & Ø53 513
FUEGO COMPACT UP LIGHT HIGH POWER LED 517
FUEGO COMPACT UP LIGHT COB 525
FUEGO COMPACT WALL WASHER 533
FUEGO COMPACT ADJUSTABLE 537

FUEGO PRO 545

FUEGO PRO ROUND 547
FUEGO PRO SQUARE 551

FUEGO PRO LINEAR 555

FUEGO PRO LINEAR EIL2 555
FUEGO PRO LINEAR EIL4 559

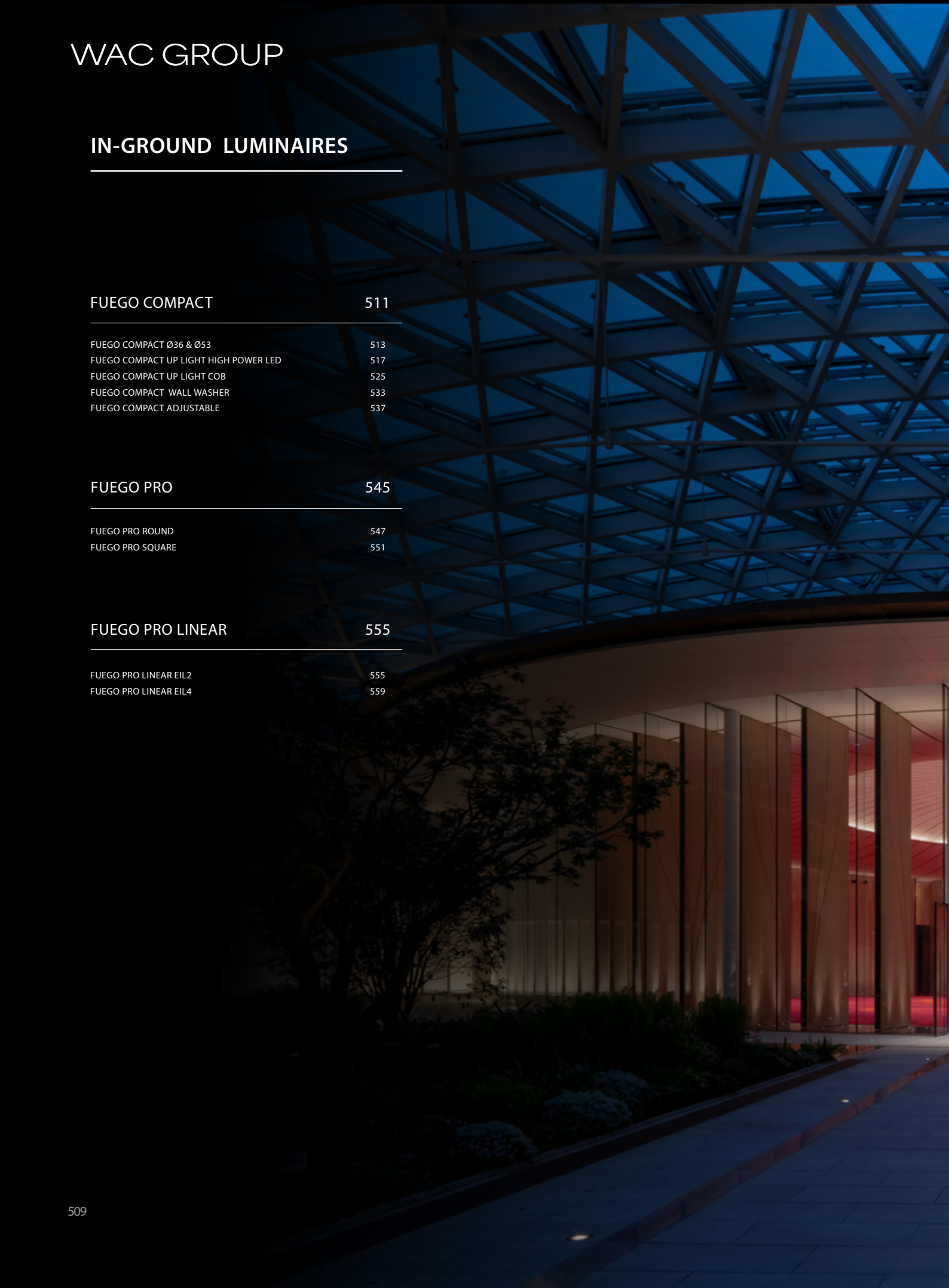



China National Convention Center Phase II
Beijing



FUEGO COMPACT

With a compact design and height of just 110mm, the FUEGO COMPACT adjusts easily with projectable direction, improving efficiency on sites. Both high lumen and super comfort in-ground luminaire models are available. FUEGO INDICATOR LED Lights provide soft, diffused lighting that can be used primarily in exterior walkways, terraces, decks and driveways. The fixtures are ideal for navigating throughout landscape and ensuring superlative safety, security and visibility. The stainless steel luminaires are factory sealed to prevent any degradation or water leaks.



Shanghai Xuhui high school
Shanghai

FUEGO COMPACT Ø36 & Ø53



Body Material	*Solid stainless steel construction, PC recessed casing*
Optical System	*Clear lens included*
Finish	*Environmentally safe powder coat*
Accessories/Brackets	*Recessed casing*

LED Options

	EIR2TF	EIR4TF	EIR2NF	EIR4NF
LED Type	*High Power LED*	*High Power LED*	*High Power LED*	*High Power LED*
CRI	*90/80(RGBW)*	*90/80(RGBW)*	*90/80(RGBW)*	*90/80(RGBW)*
LED Color Consistency	*3 SDCM(MONO)/ 5 SDCM(RGBW)*	*3 SDCM(MONO)/ 5 SDCM(RGBW)*	*3 SDCM(MONO)/ 5 SDCM(RGBW)*	*3 SDCM(MONO)/ 5 SDCM(RGBW)*
LED Color	*2700K/3000K/4000K/RGBW*	*2700K/3000K/4000K/RGBW*	*2700K/3000K/4000K/RGBW*	*2700K/3000K/4000K/RGBW*
LED Lifetime	*>50,000h-L70 / B10- Ta25℃ (LM-80/TM-21)*	*>50,000h-L70 / B10- Ta25℃ (LM-80/TM-21)*	*>50,000h-L70 / B10- Ta25℃ (LM-80/TM-21)*	*>50,000h-L70 / B10- Ta25℃ (LM-80/TM-21)*

Product Data

	EIR2TF	EIR4TF	EIR2NF	EIR4NF
LED Power	*2W(MAX)*	*2W(MAX)*	*4W(MAX)*	*4W(MAX)*
LEDs(Quantity)	*1*	*1*	*1*	*1*
LED Lumen Output(3000K)	*170lm*	*170lm*	*378lm*	*378lm*
Cutout	*Ø32mm*	*Ø33mm*	*Ø48mm*	*Ø51mm*
Finish Color	*BStainless Steel*	*Stainless Steel*	*Stainless Steel*	*Stainless Steel*
Net Weight	*0.1Kg*	*0.1Kg*	*0.2Kg*	*0.2Kg*

Product Light Peformance(System Max Lumens @3000K)

Model / Beam		6°	8°	10°	13°	20°	30°	40°	Wall Washer	Laser Blade	Surface-illuminated
EIR2TF	**02**	*27lm*	*/*	*i*	*66lm*	*66lm*	*/*	*67lm*	*41lm*	*/*	*14lm*
EIR4TF	**02**	*27lm*	*/*	*i*	*66lm*	*66lm*	*/*	*67lm*	*41lm*	*/*	*14lm*
EIR2NF	**04**	*/*	*134lm*	*122lm*	*/*	*81lm*	*83lm*	*/*	*77lm*	*58lm*	*/*
EIR4NF	**04**	*/*	*134lm*	*122lm*	*/*	*81lm*	*83lm*	*/*	*77lm*	*58lm*	*/*

Model Number

Drawing	Model	Control Systems	Beam	CCT	Finish
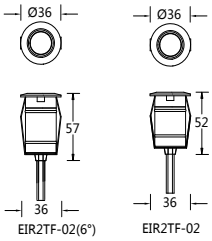	**EIR2TF-02**	**ET** *ON-OFF 12-24V DC Power Supply* **MT** *DMX512 Dimming 12-24V DC Power Supply* **DT** *0-10V Dimming 12-24V DC Power Supply*	**W** *Wall Washer* **S** *6°* **1** *13°* **2** *20°* **4** *40°* **P** *Surface-illuminated*	**27** *2700K* **30** *3000K* **40** *4000K*	**SS** *Stainless Steel*
	EIR2TF-02	**MT** *DMX512 Dimming 12-24V DC Power Supply*	**P** *Surface-illuminated*	**F3** *RGBW(3000K)* **F4** *RGBW(4000K)* **F6** *RGBW(6000K)*	**SS** *Stainless Steel*

Example : EIR2TF-02MT-PF3SS

Drawing	Model	Control Systems	Beam	CCT	Finish
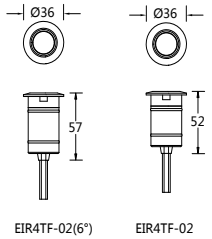	**EIR4TF-02**	**ET** *ON-OFF 12-24V DC Power Supply* **MT** *DMX512 Dimming 12-24V DC Power Supply* **DT** *0-10V Dimming 12-24V DC Power Supply*	**W** *Wall Washer* **S** *6°* **1** *13°* **2** *20°* **4** *40°* **P** *Surface-illuminated*	**27** *2700K* **30** *3000K* **40** *4000K*	**SS** *Stainless Steel*
	EIR4TF-02	**MT** *DMX512 Dimming 12-24V DC Power Supply*	**P** *Surface-illuminated*	**F3** *RGBW(3000K)* **F4** *RGBW(4000K)* **F6** *RGBW(6000K)*	**SS** *Stainless Steel*

Example : EIR4TF-02ET-P27SS

Drawing	Model	Control Systems	Beam	CCT	Finish
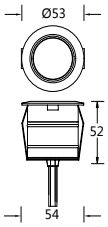	**EIR2NF-04**	**ET** *ON-OFF 12-24V DC Power Supply* **MT** *DMX512 Dimming 12-24V DC Power Supply* **DT** *0-10V Dimming 12-24V DC Power Supply*	**W** *Wall Washer* **L** *Laser Blade* **S** *8°* **1** *10°* **2** *20°* **3** *30°*	**27** *2700K* **30** *3000K* **40** *4000K*	**SS** *Stainless Steel*
	EIR2NF-04	**MT** *DMX512 Dimming 12-24V DC Power Supply*	**1** *14°* **2** *24°* **F** *16°x23°*	**F3** *RGBW(3000K)* **F4** *RGBW(4000K)* **F6** *RGBW(6000K)*	**SS** *Stainless Steel*

Example : EIR2NF-04ET-W27SS

Drawing	Model	Control Systems	Beam	CCT	Finish
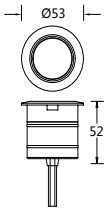	**EIR4NF-04**	**ET** *ON-OFF 12-24V DC Power Supply* **MT** *DMX512 Dimming 12-24V DC Power Supply* **DT** *0-10V Dimming 12-24V DC Power Supply*	**W** *Wall Washer* **L** *Laser Blade* **S** *8°* **1** *10°* **2** *20°* **3** *30°*	**27** *2700K* **30** *3000K* **40** *4000K*	**SS** *Stainless Steel*
	EIR4NF-04	**MT** *DMX512 Dimming 12-24V DC Power Supply*	**1** *14°* **2** *24°* **F** *16°x23°*	**F3** *RGBW(3000K)* **F4** *RGBW(4000K)* **F6** *RGBW(6000K)*	**SS** *Stainless Steel*

Example : EIR4NF-04MT-1F3SS

Light Distribution

EIR2TF/EIR4TF

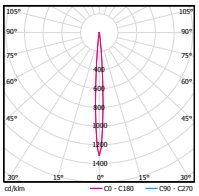

EIR2TF-02ET-S30SS /EIR4TF-02ET-S30SS

0° Aiming Angle

D(M)	LUX	W	L
1	1525	0.1	0.1
2	381	0.2	0.2
3	169	0.3	0.3
4	95	0.4	0.4

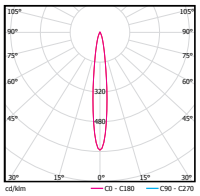

EIR2TF-02ET-130SS/ EIR4TF-02ET-130SS

0° Aiming Angle

D(M)	LUX	W	L
1	675	0.2	0.2
2	169	0.5	0.5
3	75	0.7	0.7
4	42	0.9	0.9

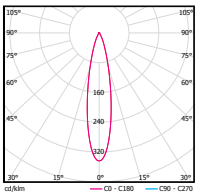

EIR2TF-02ET-230SS/ EIR4TF-02ET-230SS

0° Aiming Angle

D(M)	LUX	W	L
1	363	0.4	0.4
2	91	0.7	0.7
3	40	1.1	1.1
4	23	1.5	1.5

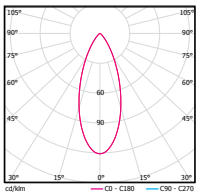

EIR2TF-02ET-430SS/EIR4TF-02ET-430SS

0° Aiming Angle

D(M)	LUX	W	L
1	123	0.7	0.7
2	31	1.5	1.5
3	14	2.2	2.2
4	8	2.9	2.9

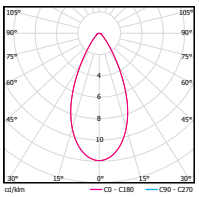

EIR2TF-02MT-PF3SS/ EIR4TF-02MT-PF3SS

0° Aiming Angle

D(M)	LUX	W	L
1	13	0.8	0.8
2	3	1.6	1.6
3	1	2.4	2.4
4	1	3.2	3.2

EIR2NF/EIR4NF

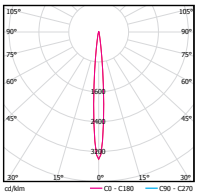

EIR2NF-04MT-S30SS/EIR4NF-04MT-S30SS

0° Aiming Angle

D(M)	LUX	W	L
1	2693	0.1	0.1
2	673	0.3	0.3
3	299	0.4	0.4
4	168	0.6	0.6

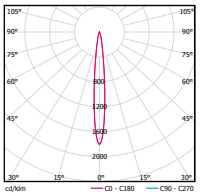

EIR2NF-04MT-130SS/ EIR4NF-04MT-130SS

0° Aiming Angle

D(M)	LUX	W	L
1	1938	0.2	0.2
2	485	0.3	0.3
3	215	0.5	0.5
4	121	0.7	0.7

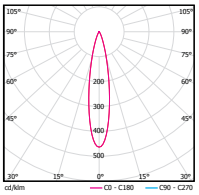

EIR2NF-04MT-230SS/ EIR4NF-04MT-230SS

0° Aiming Angle

D(M)	LUX	W	L
1	479	0.4	0.4
2	120	0.7	0.7
3	53	1.1	1.1
4	30	1.4	1.4

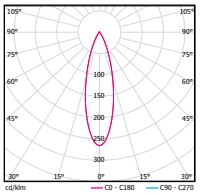

EIR2NF-04MT-330SS/ EIR4NF-04MT-330SS

0° Aiming Angle

D(M)	LUX	W	L
1	278	0.5	0.5
2	70	1.0	1.0
3	31	1.5	1.5
4	17	2.0	2.0

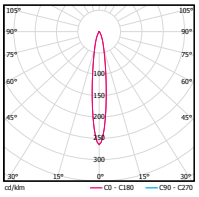

EIR2NF-04MT-1F3SS/ EIR4NF-04MT-1F3SS

0° Aiming Angle

D(M)	LUX	W	L
1	271	0.2	0.2
2	68	0.5	0.5
3	30	0.7	0.7
4	17	1.0	1.0

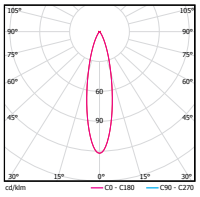

EIR2NF-04MT-2F3SS/EIR4NF-04MT-2F3SS

0° Aiming Angle

D(M)	LUX	W	L
1	125	0.4	0.4
2	31	0.9	0.9
3	14	1.3	1.3
4	8	1.7	1.7

Accessories

Item	Picture	EIR4TF	EIR4NF
Embedded Components	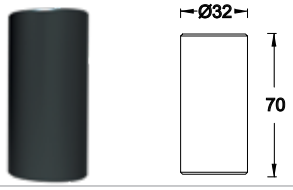	EIR4TF-RC001	/
Embedded Components	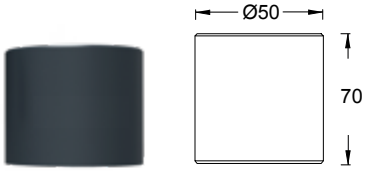	/	EIR4NF-RC001

FUEGO COMPACT UP LIGHT HIGH POWER LED SUPER COMFORT



IP67 IK08 DMX SUBROSA® Glare-free ZL 201710792596.3

Body Material	*Solid stainless steel construction, PC recessed casing*
Optical System	*Clear lens included*
Finish	*Environmentally safe powder coat*
Accessories/Brackets	*Recessed casing*

LED Options

	EIR6T	EIR6N	EIR6S	EIR6M
LED Type	*High Power LED*	*High Power LED*	*High Power LED*	*High Power LED*
CRI	*80*	*80*	*80*	*80*
LED Color Consistency	*3 SDCM*	*3 SDCM*	*3 SDCM*	*3 SDCM*
LED Color	*2700K/3000K/4000K*	*2700K/3000K/4000K*	*2700K/3000K/4000K*	*2700K/3000K/4000K*
LED Lifetime	*>50,000h-L70 / B10-Ta25℃ (LM-80/TM-21)*	*>50,000h-L70 / B10-Ta25℃ (LM-80/TM-21)*	*>50,000h-L70 / B10-Ta25℃ (LM-80/TM-21)*	*>50,000h-L70 / B10-Ta25℃ (LM-80/TM-21)*

Product Data

	EIR6T	EIR6N	EIR6S	EIR6M
LED Power	*6W(MAX)/5W(MAX)*	*13W(MAX)/9W(MAX)*	*21W(MAX)/19W(MAX)*	*33W(MAX)/27W(MAX)*
LEDs(Quantity)	*3*	*6*	*12*	*18*
LED Lumen Output(3000K)	*662lm/550lm*	*930lm/642lm*	*1800lm/1620lm*	*2800lm/2268lm*
Finish Color	*BStainless Steel*	*Stainless Steel*	*Stainless Steel*	*Stainless Steel*
Net Weight	*0.7Kg*	*1.7Kg*	*2.45Kg*	*3.53Kg*

Product Light Peformance(System Max Lumens @3000K)

Model	Beam	6°	7°	13°	20°	30°
EIR6T	**06**	*451lm*	*/*	*455lm*	*439lm*	*429lm*
	05	*374lm*	*/*	*378lm*	*364lm*	*356lm*
EIR6N	**13**	*/*	*663lm*	*520lm*	*520lm*	*497lm*
	09	*/*	*457lm*	*359lm*	*359lm*	*343lm*
EIR6S	**21**	*/*	*1044lm*	*803lm*	*844lm*	*847lm*
	19	*/*	*940lm*	*723lm*	*760lm*	*762lm*
EIR6M	**33**	*/*	*2427lm*	*2368lm*	*2500lm*	*2268lm*
	27	*/*	*1966lm*	*1918lm*	*2025lm*	*1837lm*

Model Number

Drawing	Model	Comment	Power	Control Systems	Beam	CCT	Finish
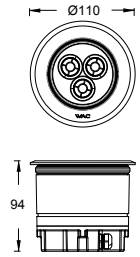	**EIR6T**	**F** *Fixed*	**06** *6W(MAX)*	**EL** *ON-OFF 220V AC Power Supply*	**S** *6°* **1** *13°* **2** *20°* **3** *30°*	**27** *2700K* **30** *3000K* **40** *4000K*	**SS** *Stainless Steel*
	EIR6T	**F** *Fixed*	**05** *5W(MAX)*	**ML** *DMX512 Dimming 220V AC Power Supply*	**S** *6°* **1** *13°* **2** *20°* **3** *30°*	**27** *2700K* **30** *3000K* **40** *4000K*	**SS** *Stainless Steel*

Example : EIR6TF-06EL-127SS

Drawing	Model	Comment	Power	Control Systems	Beam	CCT	Finish
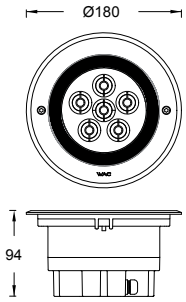	**EIR6N**	**F** *Fixed*	**13** *13W(MAX)*	**EL** *ON-OFF 220V AC Power Supply*	**S** *7°* **1** *13°* **2** *20°* **3** *30°*	**27** *2700K* **30** *3000K* **40** *4000K*	**SS** *Stainless Steel*
	EIR6N	**F** *Fixed*	**09** *9W(MAX)*	**ML** *DMX512 Dimming 220V AC Power Supply*	**S** *7°* **1** *13°* **2** *20°* **3** *30°*	**27** *2700K* **30** *3000K* **40** *4000K*	**SS** *Stainless Steel*

Example : EIR6NF-13EL-S27SS

Drawing	Model	Comment	Power	Control Systems	Beam	CCT	Finish
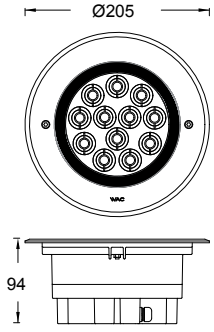	**EIR6S**	**F** *Fixed*	**21** *21W(MAX)*	**EL** *ON-OFF 220V AC Power Supply*	**S** *7°* **1** *13°* **2** *20°* **3** *30°*	**27** *2700K* **30** *3000K* **40** *4000K*	**SS** *Stainless Steel*
	EIR6S	**F** *Fixed*	**19** *19W(MAX)*	**ML** *DMX512 Dimming 220V AC Power Supply*	**S** *7°* **1** *13°* **2** *20°* **3** *30°*	**27** *2700K* **30** *3000K* **40** *4000K*	**SS** *Stainless Steel*

Example : EIR6SF-21EL-S27SS

Drawing	Model	Comment	Power	Control Systems	Beam	CCT	Finish
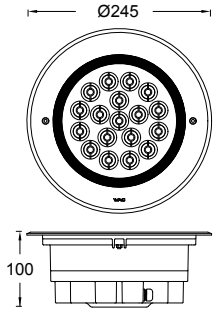	**EIR6M**	**F** *Fixed*	**33** *33W(MAX)*	**EL** *ON-OFF 220V AC Power Supply*	**S** *7°* **1** *13°* **2** *20°* **3** *30°*	**27** *2700K* **30** *3000K* **40** *4000K*	**SS** *Stainless Steel*
	EIR6M	**F** *Fixed*	**27** *27W(MAX)*	**ML** *DMX512 Dimming 220V AC Power Supply*	**S** *7°* **1** *13°* **2** *20°* **3** *30°*	**27** *2700K* **30** *3000K* **40** *4000K*	**SS** *Stainless Steel*

Example : EIR6MF-33EL-S27SS

Light Distribution

EIR6TF

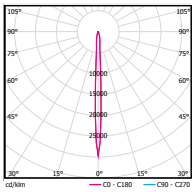

EIR6TF-06EL-S30SS

0° Aiming Angle

D(M)	LUX	W	L
1	10983	0.1	0.1
2	2746	0.2	0.2
3	1220	0.3	0.3
4	686	0.4	0.4

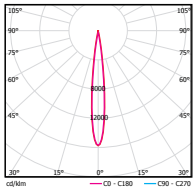

EIR6TF-06EL-130SS

0° Aiming Angle

D(M)	LUX	W	L
1	4518	0.2	0.2
2	1130	0.4	0.4
3	502	0.7	0.7
4	282	0.9	0.9

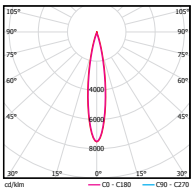

EIR6TF-06EL-230SS

0° Aiming Angle

D(M)	LUX	W	L
1	2118	0.3	0.3
2	530	0.7	0.7
3	235	1.0	1.0
4	132	1.3	1.3

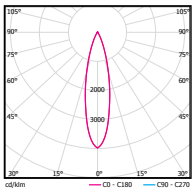

EIR6TF-06EL-330SS

0° Aiming Angle

D(M)	LUX	W	L
1	1185	0.5	0.5
2	296	0.9	0.9
3	132	1.4	1.4
4	74	1.8	1.8

EIR6NF

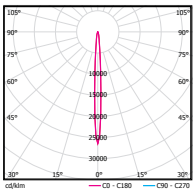

EIR6NF-13EL-S30SS

0° Aiming Angle

D(M)	LUX	W	L
1	17514	0.1	0.1
2	4379	0.2	0.2
3	1946	0.4	0.4
4	1095	0.5	0.5

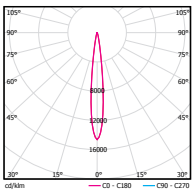

EIR6NF-13EL-130SS

0° Aiming Angle

D(M)	LUX	W	L
1	7610	0.2	0.2
2	1903	0.5	0.5
3	846	0.7	0.7
4	476	0.9	0.9

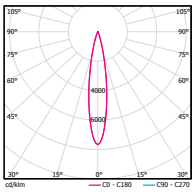

EIR6NF-13EL-230SS

0° Aiming Angle

D(M)	LUX	W	L
1	3990	0.4	0.4
2	998	0.7	0.7
3	443	1.1	1.1
4	249	1.4	1.4

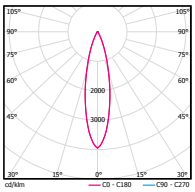

EIR6NF-13EL-330SS

0° Aiming Angle

D(M)	LUX	W	L
1	1975	0.5	0.5
2	494	1.1	1.1
3	219	1.6	1.6
4	123	2.1	2.1

EIR6SF

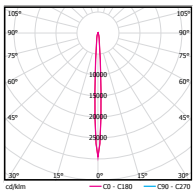

EIR6SF-21EL-S30SS

0° Aiming Angle

D(M)	LUX	W	L
1	30897	0.1	0.1
2	7724	0.2	0.2
3	3433	0.4	0.4
4	1931	0.5	0.5

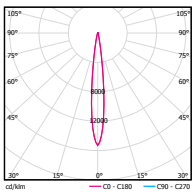

EIR6SF-21EL-130SS

0° Aiming Angle

D(M)	LUX	W	L
1	12334	0.2	0.2
2	3084	0.5	0.5
3	1370	0.7	0.7
4	771	0.9	0.9

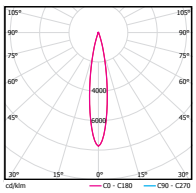

EIR6SF-21EL-230SS

0° Aiming Angle

D(M)	LUX	W	L
1	6557	0.4	0.4
2	1639	0.7	0.7
3	729	1.1	1.1
4	410	1.4	1.4

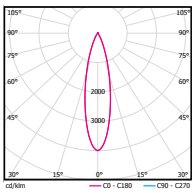

EIR6SF-21EL-330SS

0° Aiming Angle

D(M)	LUX	W	L
1	3390	0.5	0.5
2	848	1.1	1.1
3	377	1.6	1.6
4	212	2.1	2.1

Light Distribution

EIR6MF

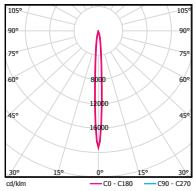

EIR6MF-33EL-S30SS

0º Aiming Angle

D(M)	LUX	W	L
1	33694	0.1	0.1
2	8424	0.2	0.2
3	3744	0.4	0.4
4	2106	0.5	0.5

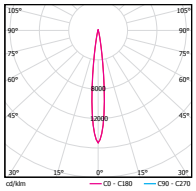

EIR6MF-33EL-130SS

0º Aiming Angle

D(M)	LUX	W	L
1	19846	0.2	0.2
2	4962	0.5	0.5
3	2205	0.7	0.7
4	1240	0.9	0.9

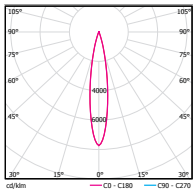

EIR6MF-33EL-230SS

0º Aiming Angle

D(M)	LUX	W	L
1	10978	0.4	0.4
2	2745	0.7	0.7
3	1220	1.1	1.1
4	686	1.4	1.4

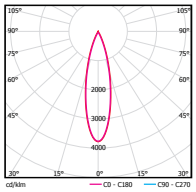

EIR6MF-33EL-330SS

0º Aiming Angle

D(M)	LUX	W	L
1	5193	0.5	0.5
2	1298	1.1	1.1
3	577	1.6	1.6
4	325	2.1	2.1

Accessories

Item	Picture	EIR6TF	EIR6NF	EIR6SF	EIR6MF
Embedded Parts	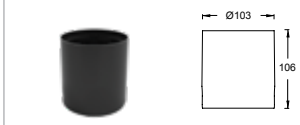	EIR5TF-RC001	/	/	/
Embedded Parts	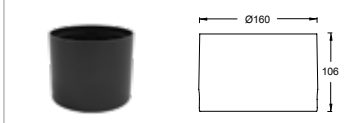	/	EIR5NF-RC001	/	/
Embedded Parts	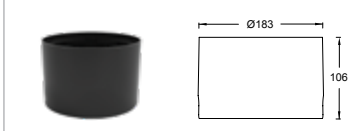	/	/	EIR5SF-RC001	/
Embedded Parts	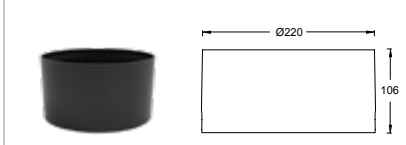	/	/	/	EIR5MF-RC001

FUEGO COMPACT UP LIGHT HIGH POWER LED HIGH LUMENS



Body Material	*Solid stainless steel construction, PC recessed casing*
Optical System	*Clear lens included*
Finish	*Environmentally safe powder coat*
Accessories/Brackets	*Recessed casing*

LED Options

	EIR5T	EIR5N	EIR5S	EIR5M
LED Type	*High Power LED*	*High Power LED*	*High Power LED*	*High Power LED*
CRI	*80*	*80*	*80*	*80*
LED Color Consistency	*3 SDCM*	*3 SDCM*	*3 SDCM*	*3 SDCM*
LED Color	*2700K/3000K/4000K*	*2700K/3000K/4000K*	*2700K/3000K/4000K*	*2700K/3000K/4000K*
LED Lifetime	*>50,000h-L70 / B10-Ta25℃ (LM-80/TM-21)*	*>50,000h-L70 / B10-Ta25℃ (LM-80/TM-21)*	*>50,000h-L70 / B10-Ta25℃ (LM-80/TM-21)*	*>50,000h-L70 / B10-Ta25℃ (LM-80/TM-21)*

Product Data

	EIR5T	EIR5N	EIR5S	EIR5M
LED Power	*6W(MAX)/5W(MAX)*	*13W(MAX)/9W(MAX)*	*21W(MAX)/19W(MAX)*	*33W(MAX)/27W(MAX)*
LEDs(Quantity)	*3*	*6*	*12*	*18*
LED Lumen Output(3000K)	*662lm/550lm*	*930lm/642lm*	*1800lm/1620lm*	*2800lm/2268lm*
Finish Color	*BStainless Steel*	*Stainless Steel*	*Stainless Steel*	*Stainless Steel*
Net Weight	*0.7Kg*	*1.7Kg*	*2.45Kg*	*3.53Kg*

Product Light Peformance(System Max Lumens @3000K)

Model	Beam	6°	7°	13°	20°	30°
EIR5T	**06**	*451lm*	*/*	*455lm*	*439lm*	*429lm*
	05	*374lm*	*/*	*378lm*	*364lm*	*356lm*
EIR5N	**13**	*/*	*597lm*	*574lm*	*605lm*	*581lm*
	09	*/*	*865lm*	*875lm*	*877lm*	*842lm*
EIR5S	**21**	*/*	*1044lm*	*803lm*	*844lm*	*847lm*
	19	*/*	*940lm*	*723lm*	*760lm*	*762lm*
EIR5M	**33**	*/*	*2427lm*	*2368lm*	*2500lm*	*2268lm*
	27	*/*	*1966lm*	*1918lm*	*2025lm*	*1837lm*

Model Number

Drawing	Model	Comment	Power	Control Systems	Beam	CCT	Finish
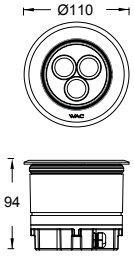	**EIR5T**	**F** *Fixed*	**06** *6W(MAX)*	**EL** *ON-OFF 220V AC Power Supply*	**S** *6°* **1** *13°* **2** *20°* **3** *30°*	**27** *2700K* **30** *3000K* **40** *4000K*	**SS** *Stainless Steel*
	EIR5T	**F** *Fixed*	**05** *5W(MAX)*	**ML** *DMX512 Dimming 220V AC Power Supply*	**S** *6°* **1** *13°* **2** *20°* **3** *30°*	**27** *2700K* **30** *3000K* **40** *4000K*	**SS** *Stainless Steel*

Example : EIR5TF-06EL-127SS

Drawing	Model	Comment	Power	Control Systems	Beam	CCT	Finish
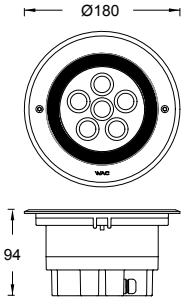	**EIR5N**	**F** *Fixed*	**13** *13W(MAX)*	**EL** *ON-OFF 220V AC Power Supply*	**S** *7°* **1** *13°* **2** *20°* **3** *30°*	**27** *2700K* **30** *3000K* **40** *4000K*	**SS** *Stainless Steel*
	EIR5N	**F** *Fixed*	**09** *9W(MAX)*	**ML** *DMX512 Dimming 220V AC Power Supply*	**S** *7°* **1** *13°* **2** *20°* **3** *30°*	**27** *2700K* **30** *3000K* **40** *4000K*	**SS** *Stainless Steel*

Example : EIR5NF-13EL-S27SS

Drawing	Model	Comment	Power	Control Systems	Beam	CCT	Finish
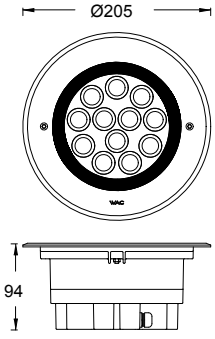	**EIR5S**	**F** *Fixed*	**21** *21W(MAX)*	**EL** *ON-OFF 220V AC Power Supply*	**S** *7°* **1** *13°* **2** *20°* **3** *30°*	**27** *2700K* **30** *3000K* **40** *4000K*	**SS** *Stainless Steel*
	EIR5S	**F** *Fixed*	**19** *19W(MAX)*	**ML** *DMX512 Dimming 220V AC Power Supply*	**S** *7°* **1** *13°* **2** *20°* **3** *30°*	**27** *2700K* **30** *3000K* **40** *4000K*	**SS** *Stainless Steel*

Example : EIR5SF-21EL-S27SS

Drawing	Model	Comment	Power	Control Systems	Beam	CCT	Finish
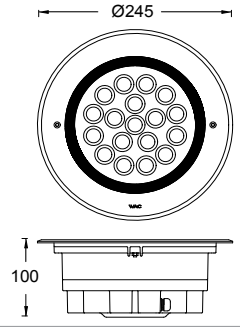	**EIR5M**	**F** *Fixed*	**33** *33W(MAX)*	**EL** *ON-OFF 220V AC Power Supply*	**S** *7°* **1** *13°* **2** *20°* **3** *30°*	**27** *2700K* **30** *3000K* **40** *4000K*	**SS** *Stainless Steel*
	EIR5M	**F** *Fixed*	**27** *27W(MAX)*	**ML** *DMX512 Dimming 220V AC Power Supply*	**S** *7°* **1** *13°* **2** *20°* **3** *30°*	**27** *2700K* **30** *3000K* **40** *4000K*	**SS** *Stainless Steel*

Example : EIR5MF-33EL-S27SS

Light Distribution

EIR5TF

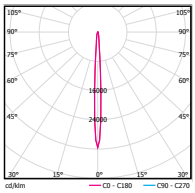

EIR5TF-06EL-S30SS

0° Aiming Angle

D(M)	LUX	W	L
1	14250	0.1	0.1
2	3563	0.2	0.2
3	1583	0.3	0.3
4	891	0.4	0.4

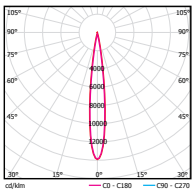

EIR5TF-06EL-130SS

0° Aiming Angle

D(M)	LUX	W	L
1	6613	0.2	0.2
2	1653	0.5	0.5
3	735	0.7	0.7
4	413	0.9	0.9

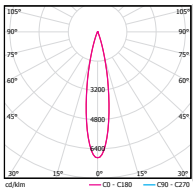

EIR5TF-06EL-230SS

0° Aiming Angle

D(M)	LUX	W	L
1	3035	0.4	0.4
2	759	0.7	0.7
3	337	1.1	1.1
4	190	1.4	1.4

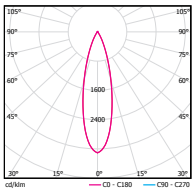

EIR5TF-06EL-330SS

0° Aiming Angle

D(M)	LUX	W	L
1	1429	0.5	0.5
2	357	1.0	1.0
3	159	1.5	1.5
4	89	2.1	2.1

EIR5NF

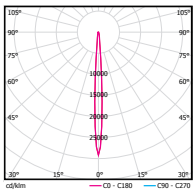

EIR5NF-13EL-S30SS

0° Aiming Angle

D(M)	LUX	W	L
1	25258	0.1	0.1
2	6315	0.2	0.2
3	2806	0.4	0.4
4	1579	0.5	0.5

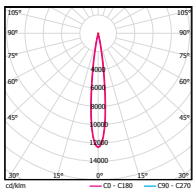

EIR5NF-13EL-130SS

0° Aiming Angle

D(M)	LUX	W	L
1	10884	0.2	0.2
2	2721	0.5	0.5
3	1209	0.7	0.7
4	680	1.0	1.0

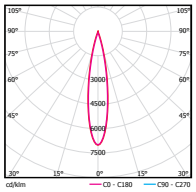

EIR5NF-13EL-230SS

0° Aiming Angle

D(M)	LUX	W	L
1	6151	0.4	0.4
2	1538	0.7	0.7
3	683	1.1	1.1
4	384	1.4	1.4

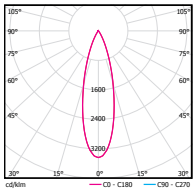

EIR5NF-13EL-330SS

0° Aiming Angle

D(M)	LUX	W	L
1	2892	0.5	0.5
2	723	1.1	1.1
3	321	1.6	1.6
4	181	2.1	2.1

EIR5SF

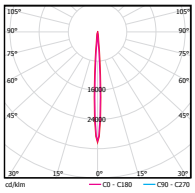

EIR5SF-21EL-S30SS

0° Aiming Angle

D(M)	LUX	W	L
1	40606	0.1	0.1
2	10152	0.2	0.2
3	4512	0.4	0.4
4	2538	0.5	0.5

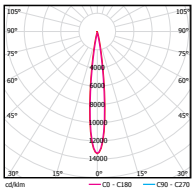

EIR5SF-21EL-130SS

0° Aiming Angle

D(M)	LUX	W	L
1	20133	0.2	0.2
2	5033	0.5	0.5
3	2237	0.7	0.7
4	1258	1.0	1.0

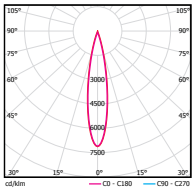

EIR5SF-21EL-230SS

0° Aiming Angle

D(M)	LUX	W	L
1	10589	0.4	0.4
2	2647	0.7	0.7
3	1177	1.1	1.1
4	662	1.4	1.4

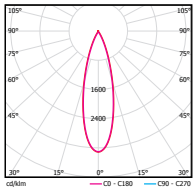

EIR5SF-21EL-330SS

0° Aiming Angle

D(M)	LUX	W	L
1	4660	0.5	0.5
2	1165	1.1	1.1
3	518	1.6	1.6
4	291	2.1	2.1

Light Distribution

EIR5MF

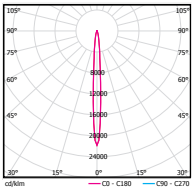

EIR5MF-33EL-S30SS

0° Aiming Angle

D(M)	LUX	W	L
1	55192	0.1	0.1
2	13798	0.2	0.2
3	6132	0.4	0.4
4	3450	0.5	0.5

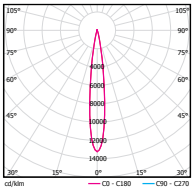

EIR5MF-33EL-130SS

0° Aiming Angle

D(M)	LUX	W	L
1	31185	0.2	0.2
2	7796	0.5	0.5
3	3465	0.7	0.7
4	1949	1.0	1.0

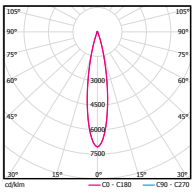

EIR5MF-33EL-230SS

0° Aiming Angle

D(M)	LUX	W	L
1	17621	0.4	0.4
2	4405	0.7	0.7
3	1958	1.1	1.1
4	1101	1.4	1.4

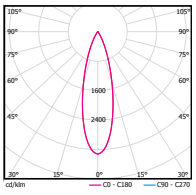

EIR5MF-33EL-330SS

0° Aiming Angle

D(M)	LUX	W	L
1	7546	0.5	0.5
2	1887	1.1	1.1
3	838	1.6	1.6
4	472	2.1	2.1

Accessories

Item	Picture	EIR5TF	EIR5NF	EIR5SF	EIR5MF
Embedded Parts	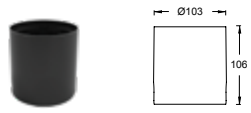	EIR5TF-RC001	/	/	/
Embedded Parts	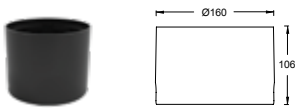	/	EIR5NF-RC001	/	/
Embedded Parts	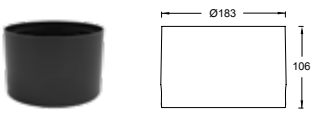	/	/	EIR5SF-RC001	/
Embedded Parts	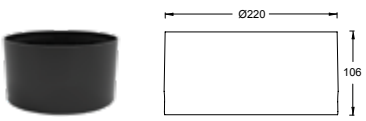	/	/	/	EIR5MF-RC001

FUEGO COMPACT UP LIGHT COB SUPER COMFORT



Body Material	*Stainless steel frame and die-cast aluminum body*
Optical System	*Clear lens included*
Finish	*Environmentally safe powder coat*
Accessories/Brackets	*Recessed casing*

LED Options

	EIR8T	EIR8N	EIR8S	EIR8M
LED Type	*COB*	*COB*	*COB*	*COB*
CRI	*80*	*80*	*80*	*80*
LED Color Consistency	*3 SDCM*	*3 SDCM*	*3 SDCM*	*3 SDCM*
LED Color	*2700K/3000K/4000K*	*2700K/3000K/4000K*	*2700K/3000K/4000K*	*2700K/3000K/4000K*
LED Lifetime	*>50,000h-L70 / B10-Ta25℃ (LM-80/TM-21)*	*>50,000h-L70 / B10-Ta25℃ (LM-80/TM-21)*	*>50,000h-L70 / B10-Ta25℃ (LM-80/TM-21)*	*>50,000h-L70 / B10-Ta25℃ (LM-80/TM-21)*

Product Data

	EIR8T	EIR8N	EIR8S	EIR8M
LED Power	*8W(MAX)*	*13W(MAX)*	*21W(MAX)*	*31W(MAX)*
LED Lumen Output(3000K)	*893lm*	*1430lm*	*3010lm*	*3410lm*
Finish Color	*BStainless Steel*	*Stainless Steel*	*Stainless Steel*	*Stainless Steel*
Net Weight	*0.8Kg*	*1.6Kg*	*2.4Kg*	*3.4Kg*

Product Light Peformance(System Max Lumens @3000K)

Model	Beam	13°	17°	20°	26°	27°	31°	40°	50°	60°
EIR8T	**08**	/	*435lm*	/	/	*432lm*	/	*417lm*	/	*446lm*
EIR8N	**13**	/	*507lm*	/	*519lm*	/	/	*498lm*	/	*496lm*
EIR8S	**21**	/	/	*1192lm*	/	/	/	*1027lm*	*1190lm*	*1048lm*
EIR8M	**31**	*1495lm*	/	*1588lm*	/	/	*1520lm*	/	/	*1421lm*

Model Number

Drawing	Model	Comment	Power	Control Systems	Beam	CCT	Finish
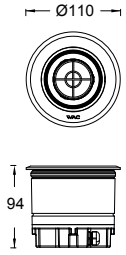	**EIR8T**	**F** *Fixed*	**08** *8W(MAX)*	**EL** *ON-OFF 220V AC Power Supply*	**1** *17°* **2** *27°* **4** *40°* **6** *60°*	**27** *2700K* **30** *3000K* **40** *4000K*	**SS** *Stainless Steel*

Example : EIR8TF-08EL-127SS

Drawing	Model	Comment	Power	Control Systems	Beam	CCT	Finish
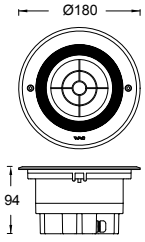	**EIR8N**	**F** *Fixed*	**13** *13W(MAX)*	**EL** *ON-OFF 220V AC Power Supply*	**1** *17°* **2** *26°* **4** *40°* **6** *60°*	**27** *2700K* **30** *3000K* **40** *4000K*	**SS** *Stainless Steel*

Example : EIR8NF-13EL-127SS

Drawing	Model	Comment	Power	Control Systems	Beam	CCT	Finish
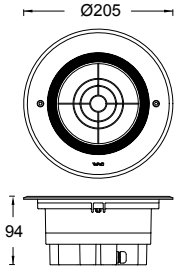	**EIR8S**	**F** *Fixed*	**21** *21W(MAX)*	**EL** *ON-OFF 220V AC Power Supply*	**2** *20°* **4** *40°* **5** *50°* **6** *60°*	**27** *2700K* **30** *3000K* **40** *4000K*	**SS** *Stainless Steel*

Example : EIR8SF-21EL-227SS

Drawing	Model	Comment	Power	Control Systems	Beam	CCT	Finish
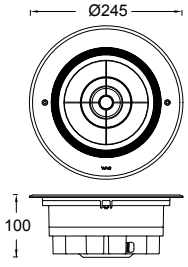	**EIR8M**	**F** *Fixed*	**31** *31W(MAX)*	**EL** *ON-OFF 220V AC Power Supply*	**1** *13°* **2** *20°* **3** *31°* **6** *60°*	**27** *2700K* **30** *3000K* **40** *4000K*	**SS** *Stainless Steel*

Example : EIR8MF-31EL-127SS

Light Distribution

EIR8TF

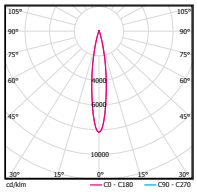

EIR8TF-08EL-130SS

0° Aiming Angle

D(M)	LUX	W	L
1	3589	0.3	0.3
2	897	0.6	0.6
3	399	0.9	0.9
4	224	1.2	1.2

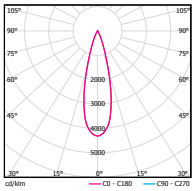

EIR8TF-08EL-230SS

0° Aiming Angle

D(M)	LUX	W	L
1	1884	0.5	0.5
2	471	0.9	0.9
3	209	1.4	1.4
4	118	1.9	1.9

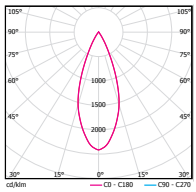

EIR8TF-08EL-430SS

0° Aiming Angle

D(M)	LUX	W	L
1	1008	0.7	0.7
2	252	1.4	1.4
3	112	2.1	2.1
4	63	2.8	2.8

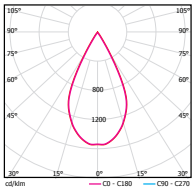

EIR8TF-08EL-630SS

0° Aiming Angle

D(M)	LUX	W	L
1	701	1.1	1.1
2	175	2.2	2.2
3	78	3.4	3.4
4	44	4.5	4.5

EIR8NF

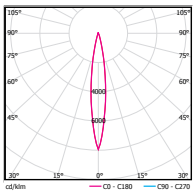

EIR8NF-13EL-130SS

0° Aiming Angle

D(M)	LUX	W	L
1	4147	0.3	0.3
2	1037	0.6	0.6
3	461	0.9	0.9
4	259	1.2	1.2

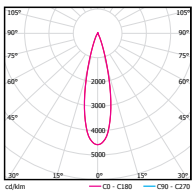

EIR8NF-13EL-230SS

0° Aiming Angle

D(M)	LUX	W	L
1	2519	0.5	0.5
2	630	1.1	1.1
3	280	1.6	1.6
4	157	2.1	2.1

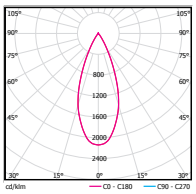

EIR8NF-13EL-430SS

0° Aiming Angle

D(M)	LUX	W	L
1	1071	0.7	0.7
2	268	1.5	1.5
3	119	2.2	2.2
4	67	3.0	3.0

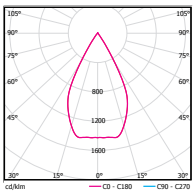

EIR8NF-13EL-630SS

0° Aiming Angle

D(M)	LUX	W	L
1	777	1.2	1.2
2	194	2.3	2.3
3	86	3.5	3.5
4	49	4.6	4.6

EIR8SF

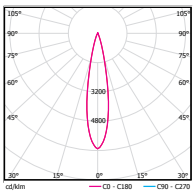

EIR8SF-21EL-230SS

0° Aiming Angle

D(M)	LUX	W	L
1	7523	0.4	0.4
2	1881	0.7	0.7
3	836	1.1	1.1
4	470	1.5	1.5

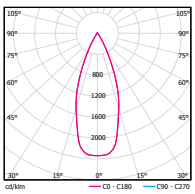

EIR8SF-21EL-430SS

0° Aiming Angle

D(M)	LUX	W	L
1	2419	0.7	0.7
2	605	1.5	1.5
3	269	2.2	2.2
4	151	2.9	2.9

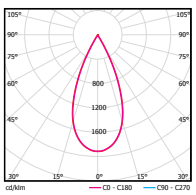

EIR8SF-21EL-530SS

0° Aiming Angle

D(M)	LUX	W	L
1	2303	0.9	0.9
2	576	1.9	1.9
3	256	2.8	2.8
4	144	3.7	3.7

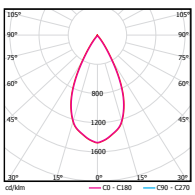

EIR8SF-21EL-630SS

0° Aiming Angle

D(M)	LUX	W	L
1	1569	1.2	1.2
2	392	2.3	2.3
3	174	3.5	3.5
4	98	4.6	4.6

Light Distribution

EIR8MF

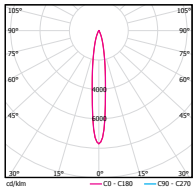

EIR8MF-31EL-130SS

0° Aiming Angle

D(M)	LUX	W	L
1	19846	0.2	0.2
2	4962	0.5	0.5
3	2205	0.7	0.7
4	1240	0.9	0.9

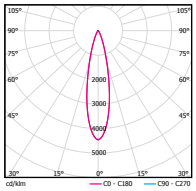

EIR8MF-31EL-230SS

0° Aiming Angle

D(M)	LUX	W	L
1	15923	0.2	0.2
2	3981	0.5	0.5
3	1770	0.7	0.7
4	995	1.0	1.0

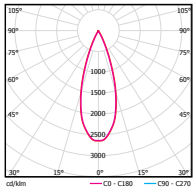

EIR8MF-31EL-330SS

0° Aiming Angle

D(M)	LUX	W	L
1	4788	0.6	0.6
2	1177	1.3	1.3
3	532	1.9	1.9
4	300	2.6	2.6

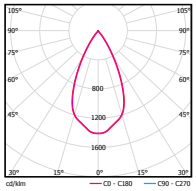

EIR8MF-31EL-630SS

0° Aiming Angle

D(M)	LUX	W	L
1	2020	1.2	1.2
2	503	2.4	2.4
3	225	3.6	3.6
4	126	4.8	4.8

Accessories

Item	Picture	EIR8TF	EIR8NF	EIR8SF	EIR8MF
Embedded Parts		EIR5TF-RC001	/	/	/
Embedded Parts	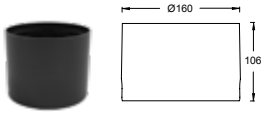	/	EIR5NF-RC001	/	/
Embedded Parts		/	/	EIR5SF-RC001	/
Embedded Parts	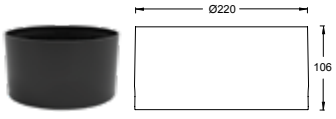	/	/	/	EIR5MF-RC001

FUEGO COMPACT UP LIGHT COB HIGH LUMENS



Body Material	*Stainless steel frame and die-cast aluminum body*
Optical System	*Clear lens included*
Finish	*Environmentally safe powder coat*
Accessories/Brackets	*Recessed casing*

LED Options

	EIR7T	EIR7N	EIR7S	EIR7M
LED Type	*COB*	*COB*	*COB*	*COB*
CRI	*80*	*80*	*80*	*80*
LED Color Consistency	*3 SDCM*	*3 SDCM*	*3 SDCM*	*3 SDCM*
LED Color	*2700K/3000K/4000K*	*2700K/3000K/4000K*	*2700K/3000K/4000K*	*2700K/3000K/4000K*
LED Lifetime	*>50,000h-L70 / B10-Ta25℃ (LM-80/TM-21)*	*>50,000h-L70 / B10-Ta25℃ (LM-80/TM-21)*	*>50,000h-L70 / B10-Ta25℃ (LM-80/TM-21)*	*>50,000h-L70 / B10-Ta25℃ (LM-80/TM-21)*

Product Data

	EIR7T	EIR7N	EIR7S	EIR7M
LED Power	*8W(MAX)*	*13W(MAX)*	*21W(MAX)*	*31W(MAX)*
LED Lumen Output(3000K)	*893lm*	*1430lm*	*3010lm*	*3410lm*
Finish Color	*BStainless Steel*	*Stainless Steel*	*Stainless Steel*	*Stainless Steel*
Net Weight	*0.8Kg*	*1.6Kg*	*2.4Kg*	*3.4Kg*

Product Light Peformance(System Max Lumens @3000K)

Model \ Beam		13°	17°	20°	27°	29°	36°	45°	47°	50°	60°
EIR7T	**08**	/	*772lm*	/	*780lm*	/	/	/	*812lm*	/	*884lm*
EIR7N	**13**	/	*916lm*	/	/	*949lm*	/	/	*1009lm*	/	*1080lm*
EIR7S	**21**	/	/	*1974lm*		/	/	*1900lm*	/	*2030lm*	*1979lm*
EIR7M	**31**	*2955lm*	/	*2930lm*	/	/	*2901lm*	/	/	/	*2970lm*

Model Number

Drawing	Model	Comment	Power	Control Systems	Beam	CCT	Finish
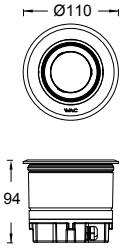	**EIR7T**	**F** *Fixed*	**08** *8W(MAX)*	**EL** *ON-OFF 220V AC Power Supply*	**1** *17°* **2** *27°* **4** *47°* **6** *60°*	**27** *2700K* **30** *3000K* **40** *4000K*	**SS** *Stainless Steel*

Example :EIR7TF-08EL-127SS

Drawing	Model	Comment	Power	Control Systems	Beam	CCT	Finish
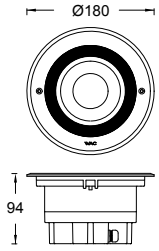	**EIR7N**	**F** *Fixed*	**13** *13W(MAX)*	**EL** *ON-OFF 220V AC Power Supply*	**1** *17°* **2** *29°* **4** *47°* **6** *60°*	**27** *2700K* **30** *3000K* **40** *4000K*	**SS** *Stainless Steel*

Example : EIR7NF-13EL-127SS

Drawing	Model	Comment	Power	Control Systems	Beam	CCT	Finish
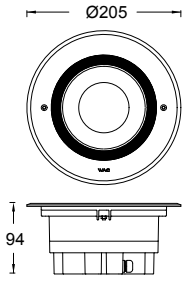	**EIR7S**	**F** *Fixed*	**21** *21W(MAX)*	**EL** *ON-OFF 220V AC Power Supply*	**2** *20°* **4** *45°* **5** *50°* **6** *60°*	**27** *2700K* **30** *3000K* **40** *4000K*	**SS** *Stainless Steel*

Example : EIR7SF-21EL-227SS

Drawing	Model	Comment	Power	Control Systems	Beam	CCT	Finish
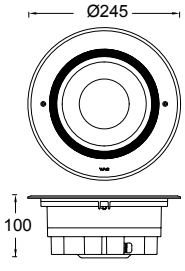	**EIR7M**	**F** *Fixed*	**31** *31W(MAX)*	**EL** *ON-OFF 220V AC Power Supply*	**1** *13°* **2** *20°* **3** *36°* **6** *60°*	**27** *2700K* **30** *3000K* **40** *4000K*	**SS** *Stainless Steel*

Example : EIR7MF-31EL-127SS

Light Distribution

EIR7TF

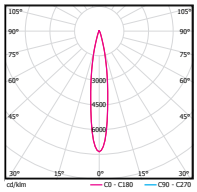

EIR7TF-08EL-130SS

0° Aiming Angle

D(M)	LUX	W	L
1	5666	0.3	0.3
2	1417	0.6	0.6
3	630	0.9	0.9
4	354	1.2	1.2

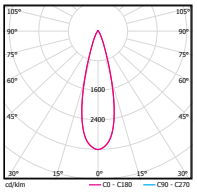

EIR7TF-08EL-230SS

0° Aiming Angle

D(M)	LUX	W	L
1	2519	0.5	0.5
2	630	1.1	1.1
3	280	1.6	1.6
4	157	2.1	2.1

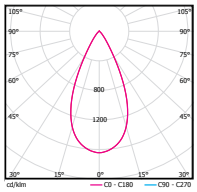

EIR7TF-08EL-430SS

0° Aiming Angle

D(M)	LUX	W	L
1	1341	0.9	0.9
2	335	1.7	1.7
3	149	2.6	2.6
4	84	3.4	3.4

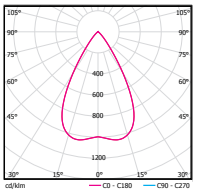

EIR7TF-08EL-630SS

0° Aiming Angle

D(M)	LUX	W	L
1	927	1.2	1.2
2	232	2.4	2.4
3	103	3.6	3.6
4	58	4.9	4.9

EIR7NF

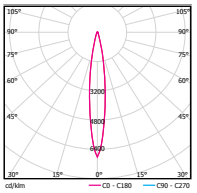

EIR7NF-13EL-130SS

0° Aiming Angle

D(M)	LUX	W	L
1	6408	0.3	0.3
2	1602	0.6	0.6
3	712	0.9	0.9
4	401	1.2	1.2

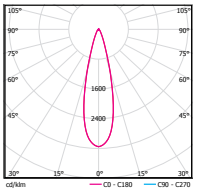

EIR7NF-13EL-230SS

0° Aiming Angle

D(M)	LUX	W	L
1	3000	0.5	0.5
2	750	1.0	1.0
3	333	1.6	1.6
4	188	2.1	2.1

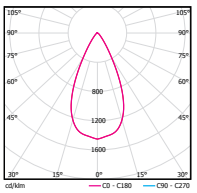

EIR7NF-13EL-430SS

0° Aiming Angle

D(M)	LUX	W	L
1	1493	0.9	0.9
2	373	1.8	1.8
3	166	2.7	2.7
4	93	3.6	3.6

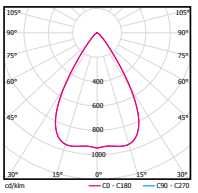

EIR7NF-13EL-630SS

0° Aiming Angle

D(M)	LUX	W	L
1	1099	1.2	1.2
2	275	2.4	2.4
3	122	3.6	3.6
4	69	4.8	4.8

EIR7SF

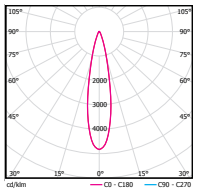

EIR7SF-21EL-230SS

0° Aiming Angle

D(M)	LUX	W	L
1	9534	0.4	0.4
2	2384	0.8	0.8
3	1059	1.2	1.2
4	596	1.6	1.6

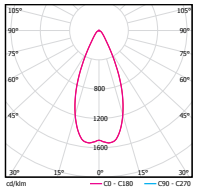

EIR7SF-21EL-430SS

0° Aiming Angle

D(M)	LUX	W	L
1	2935	0.8	0.8
2	734	1.7	1.7
3	326	2.5	2.5
4	183	3.3	3.3

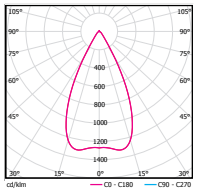

EIR7SF-21EL-530SS

0° Aiming Angle

D(M)	LUX	W	L
1	2790	1.0	1.0
2	698	2.0	2.0
3	310	3.0	3.0
4	174	4.0	4.0

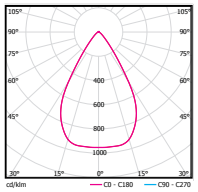

EIR7SF-21EL-630SS

0° Aiming Angle

D(M)	LUX	W	L
1	1931	1.2	1.2
2	483	2.5	2.5
3	215	3.7	3.7
4	121	4.9	4.9

Light Distribution

EIR7MF

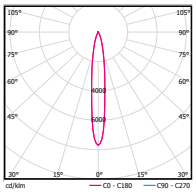

EIR7MF-31EL-130SS

0° Aiming Angle

D(M)	LUX	W	L
1	22748	0.2	0.2
2	5687	0.5	0.5
3	2528	0.7	0.7
4	1422	1.0	1.0

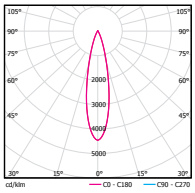

EIR7MF-31EL-230SS

0° Aiming Angle

D(M)	LUX	W	L
1	13090	0.4	0.4
2	3273	0.8	0.8
3	1454	1.2	1.2
4	818	1.6	1.6

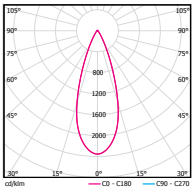

EIR7MF-31EL-330SS

0° Aiming Angle

D(M)	LUX	W	L
1	6840	0.6	0.6
2	1710	1.3	1.3
3	760	1.9	1.9
4	428	2.6	2.6

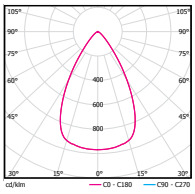

EIR7MF-31EL-630SS

0° Aiming Angle

D(M)	LUX	W	L
1	2886	1.2	1.2
2	722	2.4	2.4
3	321	3.6	3.6
4	180	4.8	4.8

Accessories

Item	Picture	EIR7TF	EIR7NF	EIR7SF	EIR7MF
Embedded Parts		EIR5TF-RC001	/	/	/
Embedded Parts		/	EIR5NF-RC001	/	/
Embedded Parts		/	/	EIR5SF-RC001	/
Embedded Parts	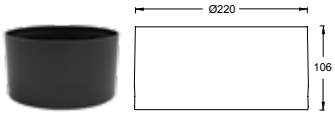	/	/	/	EIR5MF-RC001

FUEGO COMPACT WALL WASHER



Body Material	*Stainless steel frame and die-cast aluminum body*
Optical System	*Clear lens included (EIR7T)* *Patented LiteBrush® Wall Washer optical system optical system(EIR7N/(EIR7S/(EIR7M')*
Finish	*Environmentally safe powder coat*
Accessories/Brackets	*Recessed casing*

LED Options

	EIR7T	EIR7N	EIR7S	EIR7M
LED Type	*COB*	*COB*	*COB*	*COB*
CRI	*90*	*90*	*90*	*90*
LED Color Consistency	*3 SDCM*	*3 SDCM*	*3 SDCM*	*3 SDCM*
LED Color	*2700K/3000K/4000K*	*2700K/3000K/4000K*	*2700K/3000K/4000K*	*2700K/3000K/4000K*
LED Lifetime	*>50,000h-L70 / B10-Ta25℃ (LM-80/TM-21)*	*>50,000h-L70 / B10-Ta25℃ (LM-80/TM-21)*	*>50,000h-L70 / B10-Ta25℃ (LM-80/TM-21)*	*>50,000h-L70 / B10-Ta25℃ (LM-80/TM-21)*

Product Data

	EIR7T	EIR7N	EIR7S	EIR7M
LED Power	*8W(MAX)*	*8W(MAX)*	*18W(MAX)*	*22W(MAX)*
LED Lumen Output(3000K)	*880lm*	*880lm*	*2070lm*	*2530lm*
Finish Color	*BStainless Steel*	*Stainless Steel*	*Stainless Steel*	*Stainless Steel*
Net Weight	*0.8Kg*	*1.7Kg*	*2.1Kg*	*2.76Kg*

Product Light Peformance(System Max Lumens @3000K)

Model	Beam	Wall Washer
EIR7T	**08**	*407lm*
EIR7N	**08**	*122lm*
EIR7S	**18**	*920lm*
EIR7M	**22**	*1051lm*

Model Number

Drawing	Model	Comment	Power	Control Systems	Beam	CCT	Finish
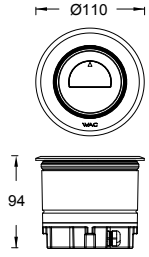	**EIR7T**	**F** *Fixed*	**08** *8W(MAX)*	**EL** *ON-OFF* *220V AC Power Supply*	**W** *Wall Washer*	**27** *2700K* **30** *3000K* **40** *4000K*	**SS** *Stainless Steel*

Example :EIR7TF-08EL-W27SS

Drawing	Model	Comment	Power	Control Systems	Beam	CCT	Finish
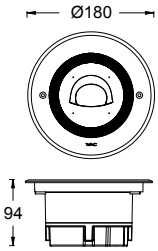	**EIR7N**	**F** *Fixed*	**8** *8W(MAX)*	**EL** *ON-OFF* *220V AC Power Supply*	**W** *Wall Washer*	**27** *2700K* **30** *3000K* **40** *4000K*	**SS** *Stainless Steel*

Example : EIR7NF-08EL-W27SS

Drawing	Model	Comment	Power	Control Systems	Beam	CCT	Finish
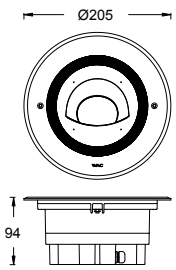	**EIR7S**	**F** *Fixed*	**18** *18W(MAX)*	**EL** *ON-OFF* *220V AC Power Supply*	**W** *Wall Washer*	**27** *2700K* **30** *3000K* **40** *4000K*	**SS** *Stainless Steel*

Example : EIR7SF-18EL-W27SS

Drawing	Model	Comment	Power	Control Systems	Beam	CCT	Finish
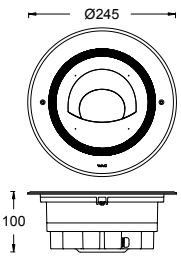	**EIR7M**	**F** *Fixed*	**22** *22W(MAX)*	**EL** *ON-OFF* *220V AC Power Supply*	**W** *Wall Washer*	**27** *2700K* **30** *3000K* **40** *4000K*	**SS** *Stainless Steel*

Example : EIR7MF-22EL-W27SS

Light Distribution

EIR7TF-08EL-W30SS

Specifications:

Wall height (m): 3

Offset from wall (m): 0.6

Luminaire spacing (m): 0.4

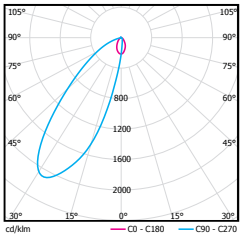

H (m)	0.125	0.375	0.625	0.875	1.125	1.375	1.625	1.875	2.125
2.125	27	33	39	40	43	40	36	33	24
1.875	36	44	55	55	60	56	49	45	30
1.625	53	66	84	83	91	85	74	69	43
1.375	80	103	130	130	144	135	118	112	63
1.125	124	163	202	202	228	214	184	183	93
0.875	186	249	296	296	354	326	268	293	128
0.625	184	247	285	285	370	330	263	314	112
0.375	97	130	142	142	192	164	132	161	52
0.125	2.32	3.14	3.25	3.05	3.36	3.61	3.14	2.97	2.57

EIR7NF-08EL-W30SS

Specifications:

Wall height (m): 3

Offset from wall (m): 0.6

Luminaire spacing (m): 0.6

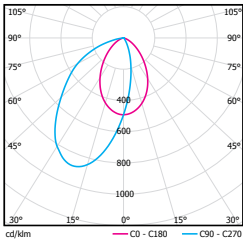

H (m)	Surface illumination (lux)				
	below the luminaire	between the luminaire	below the luminaire	between the luminaire	below the luminaire
2.85	25	26	27	27	25
2.55	23	25	26	25	24
2.25	26	29	30	29	27
1.95	33	38	39	38	34
1.65	44	50	52	51	45
1.35	65	77	80	77	67
1.05	95	112	116	113	104
0.75	143	165	171	165	147
0.45	169	184	195	184	171
0.15	70	66	75	65	70

Specifications:

Wall height (m): 3

Offset from wall (m): 1

Luminaire spacing (m): 1

H (m)	Surface illumination (lux)				
	below the luminaire	between the luminaire	below the luminaire	between the luminaire	below the luminaire
2.85	32	33	35	35	32
2.55	29	31	32	31	30
2.25	31	34	35	34	32
1.95	36	41	42	41	37
1.65	43	49	50	49	44
1.35	51	60	62	60	52
1.05	63	74	77	75	69
0.75	82	94	97	94	84
0.45	88	96	101	96	89
0.15	35	33	38	33	35

EIR7SF-18EL-W30SS

Specifications:

Wall height (m): 4.5

Offset from wall (m): 1

Luminaire spacing (m): 1

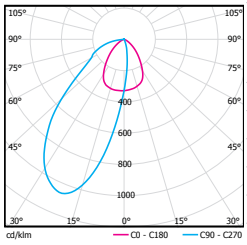

H (m)	Surface illumination (lux)				
	below the luminaire	between the luminaire	below the luminaire	between the luminaire	below the luminaire
4.275	57	61	61	60	55
3.825	55	60	60	59	52
3.375	65	72	73	71	61
2.925	84	96	97	93	79
2.475	113	132	136	127	107
2.025	158	186	194	179	149
1.575	222	263	268	256	208
1.125	273	324	318	317	257
0.675	212	255	245	252	198
0.225	112	112	119	109	106

Specifications:

Wall height (m): 4.5

Offset from wall (m): 1.5

Luminaire spacing (m): 1.5

H (m)	Surface illumination (lux)				
	below the luminaire	between the luminaire	below the luminaire	between the luminaire	below the luminaire
4.275	73	78	78	77	70
3.825	68	75	75	73	65
3.375	77	85	86	84	72
2.925	91	104	105	100	85
2.475	110	128	132	123	104
2.025	123	145	151	140	116
1.575	147	174	177	169	137
1.125	156	185	181	181	146
0.675	110	133	127	131	103
0.225	56	56	60	55	53

Light Distribution

EIR7MF-22EL-W30SS

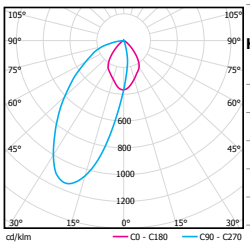

Specifications:

Wall height (m): 6

Offset from wall (m): 1.5

Luminaire spacing (m):1.5

H (m)	Surface illumination (lux)				
	below the luminaire	between the luminaire	below the luminaire	between the luminaire	below the luminaire
5.7	57	60	61	60	57
5.1	55	59	60	59	55
4.5	65	71	73	71	65
3.9	84	93	97	93	84
3.3	113	127	136	127	113
2.7	158	179	194	179	158
2.1	222	256	268	256	222
1.5	273	317	318	317	273
0.9	212	252	245	252	212
0.3	112	109	119	109	112

Specifications:

Wall height (m): 6

Offset from wall (m): 2

Luminaire spacing (m): 2

H (m)	Surface illumination (lux)				
	below the luminaire	between the luminaire	below the luminaire	between the luminaire	below the luminaire
5.7	73	77	78	77	73
5.1	68	73	75	73	68
4.5	77	84	86	84	77
3.9	91	100	105	100	91
3.3	110	123	132	123	110
2.7	123	140	151	140	123
2.1	147	169	177	169	147
1.5	156	181	181	181	156
0.9	110	131	127	131	110
0.3	56	55	60	55	56

Accessories

Item	Picture	EIR7TF	EIR7NF	EIR7SF	EIR7MF
Embedded Parts	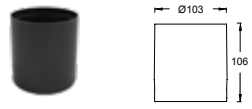	EIR5TF-RC001	/	/	/
Embedded Parts	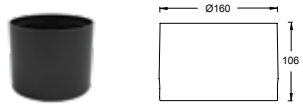	/	EIR5NF-RC001	/	/
Embedded Parts	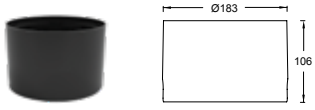	/	/	EIR5SF-RC001	/
Embedded Parts	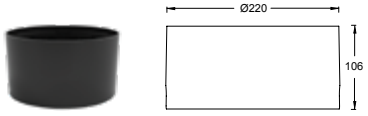	/	/	/	EIR5MF-RC001

FUEGO COMPACT ADJUSTABLE SUPER COMFORT



Body Material	*Stainless steel frame and die-cast aluminum body*
Optical System	*Clear lens included + SUBROSA® optical system*
Finish	*Environmentally safe powder coat*
Adjustable angle	*0°-360° horizontal rotation and 0°-30° vertical aiming tilt*
Accessories/Brackets	*Recessed casing*

LED Options

	EIR6T	EIR6N	EIR6S	EIR6M
LED Type	*High Power LED*	*High Power LED*	*High Power LED*	*High Power LED*
CRI	*80*	*80*	*80*	*80*
LED Color Consistency	*3 SDCM*	*3 SDCM*	*3 SDCM*	*3 SDCM*
LED Color	*2700K/3000K/4000K*	*2700K/3000K/4000K*	*2700K/3000K/4000K*	*2700K/3000K/4000K*
LED Lifetime	*>50,000h-L70 / B10-Ta25℃ (LM-80/TM-21)*	*>50,000h-L70 / B10-Ta25℃ (LM-80/TM-21)*	*>50,000h-L70 / B10-Ta25℃ (LM-80/TM-21)*	*>50,000h-L70 / B10-Ta25℃ (LM-80/TM-21)*

Product Data

	EIR6T	EIR6N	EIR6S	EIR6M
LED Power	*6W(MAX)*	*8W(MAX)*	*12W(MAX)*	*16W(MAX)*
LEDs(Quantity)	*3*	*5*	*8*	*12*
LED Lumen Output(3000K)	*662lm*	*930lm*	*1300lm*	*1830lm*
Finish Color	*BStainless Steel*	*Stainless Steel*	*Stainless Steel*	*Stainless Steel*
Net Weight	*0.8Kg*	*2.3Kg*	*2.6Kg*	*3.53Kg*

Product Light Peformance(System Max Lumens @3000K)

Model / Beam		6°	7°	13°	20°	30°
EIR6T	**06**	*349lm*	*/*	*281lm*	*231lm*	*291lm*
EIR6N	**08**	*369lm*	*/*	*300lm*	*321lm*	*322lm*
EIR6S	**18**	*/*	*687lm*	*592lm*	*615lm*	*605lm*
EIR6M	**22**	*/*	*935lm*	*743lm*	*745lm*	*761lm*

Model Number

Drawing	Model	Comment	Power	Control Systems	Beam	CCT	Finish
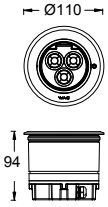	**EIR6T**	**A** *Adjustable*	**06** *6W(MAX)*	**EL** *ON-OFF* *220V AC Power Supply*	**S** *7°* **1** *13°* **2** *20°* **3** *30°*	**27** *2700K* **30** *3000K* **40** *4000K*	**SS** *Stainless Steel*

Example :EIR6TA-06EL-127SS

Drawing	Model	Comment	Power	Control Systems	Beam	CCT	Finish
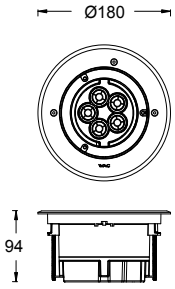	**EIR6N**	**A** *Adjustable*	**08** *7.5W(MAX)*	**EL** *ON-OFF* *220V AC Power Supply*	**S** *7°* **1** *13°* **2** *20°* **3** *30°*	**27** *2700K* **30** *3000K* **40** *4000K*	**SS** *Stainless Steel*

Example : EIR6NA-08EL-127SS

Drawing	Model	Comment	Power	Control Systems	Beam	CCT	Finish
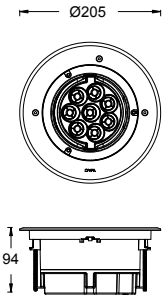	**EIR6S**	**A** *Adjustable*	**12** *12W(MAX)*	**EL** *ON-OFF* *220V AC Power Supply*	**S** *7°* **1** *13°* **2** *20°* **3** *30°*	**27** *2700K* **30** *3000K* **40** *4000K*	**SS** *Stainless Steel*

Example : EIR6SA-12EL-S27SS

Drawing	Model	Comment	Power	Control Systems	Beam	CCT	Finish
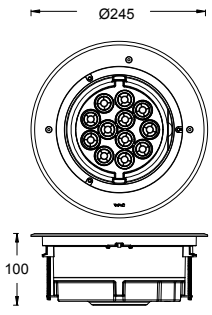	**EIR6M**	**A** *Adjustable*	**16** *16W(MAX)*	**EL** *ON-OFF* *220V AC Power Supply*	**S** *7°* **1** *13°* **2** *20°* **3** *30°*	**27** *2700K* **30** *3000K* **40** *4000K*	**SS** *Stainless Steel*

Example : EIR6MA-16EL-S27SS

Light Distribution

EIR6TA

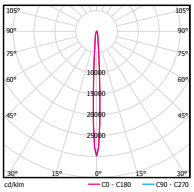

EIR6TA-06EL-S30SS

0º Aiming Angle

D(M)	LUX	W	L
1	10983	0.1	0.1
2	2746	0.2	0.2
3	1220	0.3	0.3
4	686	0.4	0.4

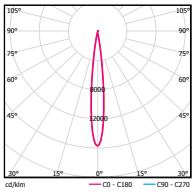

EIR6TA-06EL-130SS

0º Aiming Angle

D(M)	LUX	W	L
1	4518	0.2	0.2
2	1130	0.4	0.4
3	502	0.7	0.7
4	282	0.9	0.9

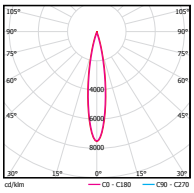

EIR6TA-06EL-230SS

0º Aiming Angle

D(M)	LUX	W	L
1	2118	0.3	0.3
2	530	0.7	0.7
3	235	1.0	1.0
4	132	1.3	1.3

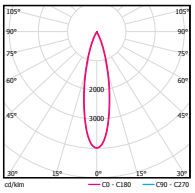

EIR6TA-06EL-330SS

0º Aiming Angle

D(M)	LUX	W	L
1	1185	0.5	0.5
2	296	0.9	0.9
3	132	1.4	1.4
4	74	1.8	1.8

EIR6NA

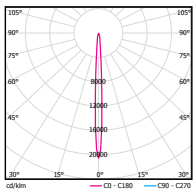

EIR6NA-08EL-S30SS

0º Aiming Angle

D(M)	LUX	W	L
1	9653	0.1	0.1
2	2413	0.3	0.3
3	1073	0.4	0.4
4	603	0.5	0.5

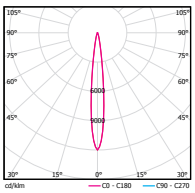

EIR6NA-08EL-130SS

0º Aiming Angle

D(M)	LUX	W	L
1	4111	0.2	0.2
2	1028	0.5	0.5
3	457	0.7	0.7
4	257	0.9	0.9

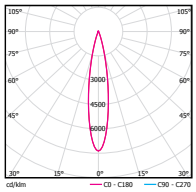

EIR6NA-08EL-230SS

0º Aiming Angle

D(M)	LUX	W	L
1	2365	0.3	0.3
2	591	0.7	0.7
3	263	1.0	1.0
4	148	1.3	1.3

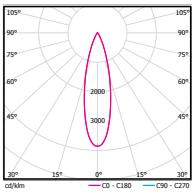

EIR6NA-08EL-330SS

0º Aiming Angle

D(M)	LUX	W	L
1	1241	0.5	0.5
2	310	0.9	0.9
3	138	1.4	1.4
4	78	1.9	1.9

EIR6SA

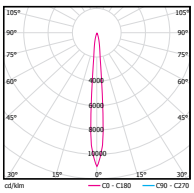

EIR6SA-12EL-S30SS

0º Aiming Angle

D(M)	LUX	W	L
1	17987	0.1	0.1
2	4497	0.3	0.3
3	1999	0.4	0.4
4	1124	0.5	0.5

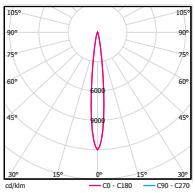

EIR6SA-12EL-130SS

0º Aiming Angle

D(M)	LUX	W	L
1	8119	0.2	0.2
2	2030	0.5	0.5
3	902	0.7	0.7
4	507	0.9	0.9

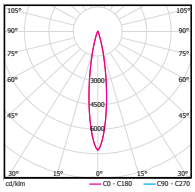

EIR6SA-12EL-230SS

0º Aiming Angle

D(M)	LUX	W	L
1	4526	0.3	0.3
2	1132	0.7	0.7
3	503	1.0	1.0
4	283	1.3	1.3

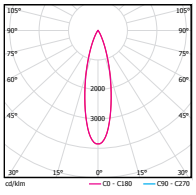

EIR6SA-12EL-330SS

0º Aiming Angle

D(M)	LUX	W	L
1	2332	0.5	0.5
2	583	0.9	0.9
3	259	1.4	1.4
4	146	1.9	1.9

Light Distribution

EIR6MA

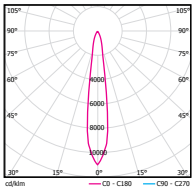

EIR6MA-16EL-S30SS

0° Aiming Angle

D(M)	LUX	W	L
1	24506	0.1	0.1
2	6127	0.3	0.3
3	2723	0.4	0.4
4	1532	0.5	0.5

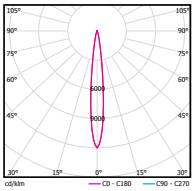

EIR6MA-16EL-130SS

0° Aiming Angle

D(M)	LUX	W	L
1	10200	0.2	0.2
2	2550	0.5	0.5
3	1133	0.7	0.7
4	638	0.9	0.9

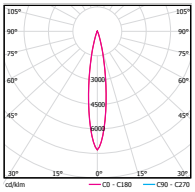

EIR6MA-16EL-230SS

0° Aiming Angle

D(M)	LUX	W	L
1	5601	0.4	0.4
2	1400	0.7	0.7
3	622	1.1	1.1
4	350	1.4	1.4

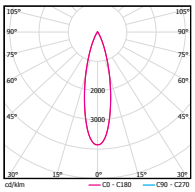

EIR6MA-16EL-330SS

0° Aiming Angle

D(M)	LUX	W	L
1	2872	0.5	0.5
2	718	1.1	1.1
3	319	1.6	1.6
4	180	2.2	2.2

Accessories

Item	Picture	EIR6TA	EIR6NA	EIR6SA	EIR6MA
Embedded Parts	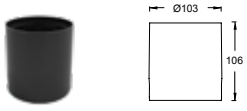	EIR5TF-RC001	/	/	/
Embedded Parts	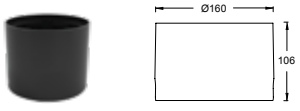	/	EIR5NA-RC001	/	/
Embedded Parts	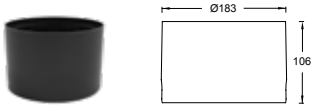	/	/	EIR5SA-RC001	/
Embedded Parts	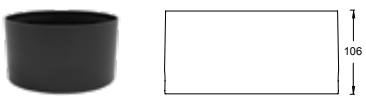	/	/	/	EIR5MA-RC001

FUEGO COMPACT ADJUSTABLE HIGH LUMENS



Body Material	*Stainless steel frame and die-cast aluminum body*
Optical System	*Clear lens included + SUBROSA® optical system*
Finish	*Environmentally safe powder coat*
Adjustable angle	*0°-360° horizontal rotation and 0°-30° vertical aiming tilt*
Accessories/Brackets	*Recessed casing*

LED Options

	EIR5T	EIR5N	EIR5S	EIR5M
LED Type	*High Power LED*	*High Power LED*	*High Power LED*	*High Power LED*
CRI	*80*	*80*	*80*	*80*
LED Color Consistency	*3 SDCM*	*3 SDCM*	*3 SDCM*	*3 SDCM*
LED Color	*2700K/3000K/4000K*	*2700K/3000K/4000K*	*2700K/3000K/4000K*	*2700K/3000K/4000K*
LED Lifetime	*>50,000h-L70 / B10-Ta25℃ (LM-80/TM-21)*	*>50,000h-L70 / B10-Ta25℃ (LM-80/TM-21)*	*>50,000h-L70 / B10-Ta25℃ (LM-80/TM-21)*	*>50,000h-L70 / B10-Ta25℃ (LM-80/TM-21)*

Product Data

	EIR5T	EIR5N	EIR5S	EIR5M
LED Power	*6W(MAX)*	*7.5W(MAX)*	*12W(MAX)*	*16W(MAX)*
LEDs(Quantity)	*3*	*5*	*8*	*12*
LED Lumen Output(3000K)	*662lm*	*930lm*	*1300lm*	*1830lm*
Finish Color	*BStainless Steel*	*Stainless Steel*	*Stainless Steel*	*Stainless Steel*
Net Weight	*0.8Kg*	*2.3Kg*	*2.6Kg*	*3.53Kg*

Product Light Peformance(System Max Lumens @3000K)

Model / Beam		6°	7°	13°	20°	30°
EIR5T	**08**	*451lm*	*/*	*455lm*	*439lm*	*429lm*
EIR5N	**08**	*/*	*531lm*	*501lm*	*521lm*	*515lm*
EIR5S	**18**	*/*	*997lm*	*990lm*	*997lm*	*969lm*
EIR5M	**22**	*/*	*1348lm*	*1243lm*	*1234lm*	*1192lm*

Model Number

Drawing	Model	Comment	Power	Control Systems	Beam	CCT	Finish
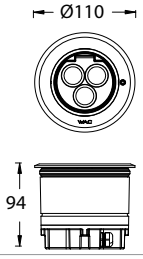	**EIR5T**	**A** *Adjustable*	**06** *6W(MAX)*	**EL** *ON-OFF* *220V AC Power Supply*	**S** *7°* **1** *13°* **2** *20°* **3** *30°*	**27** *2700K* **30** *3000K* **40** *4000K*	**SS** *Stainless Steel*

Example :EIR5TA-06EL-127SS

Drawing	Model	Comment	Power	Control Systems	Beam	CCT	Finish
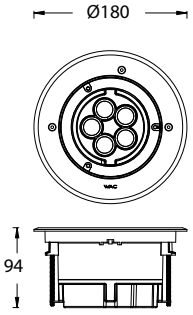	**EIR5N**	**A** *Adjustable*	**08** *7.5W(MAX)*	**EL** *ON-OFF* *220V AC Power Supply*	**S** *7°* **1** *13°* **2** *20°* **3** *30°*	**27** *2700K* **30** *3000K* **40** *4000K*	**SS** *Stainless Steel*

Example : EIR5NA-08EL-127SS

Drawing	Model	Comment	Power	Control Systems	Beam	CCT	Finish
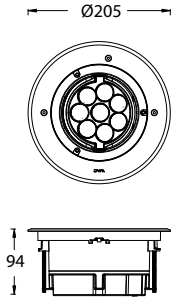	**EIR5S**	**A** *Adjustable*	**12** *12W(MAX)*	**EL** *ON-OFF* *220V AC Power Supply*	**S** *7°* **1** *13°* **2** *20°* **3** *30°*	**27** *2700K* **30** *3000K* **40** *4000K*	**SS** *Stainless Steel*

Example : EIR5SA-12EL-S27SS

Drawing	Model	Comment	Power	Control Systems	Beam	CCT	Finish
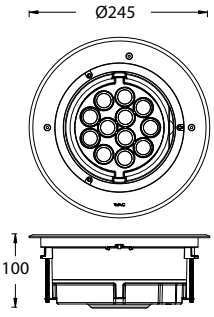	**EIR5M**	**A** *Adjustable*	**16** *16W(MAX)*	**EL** *ON-OFF* *220V AC Power Supply*	**S** *7°* **1** *13°* **2** *20°* **3** *30°*	**27** *2700K* **30** *3000K* **40** *4000K*	**SS** *Stainless Steel*

Example : EIR5MA-16EL-S27SS

Light Distribution

EIR5TA

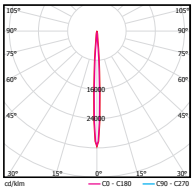

EIR5TA-06EL-S30SS

0° Aiming Angle

D(M)	LUX	W	L
1	14250	0.1	0.1
2	3563	0.2	0.2
3	1583	0.3	0.3
4	891	0.4	0.4

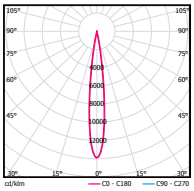

EIR5TA-06EL-130SS

0° Aiming Angle

D(M)	LUX	W	L
1	6613	0.2	0.2
2	1653	0.5	0.5
3	735	0.7	0.7
4	413	0.9	0.9

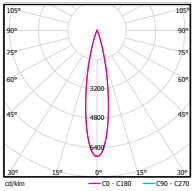

EIR5TA-06EL-230SS

0° Aiming Angle

D(M)	LUX	W	L
1	3035	0.4	0.4
2	759	0.7	0.7
3	337	1.1	1.1
4	190	1.4	1.4

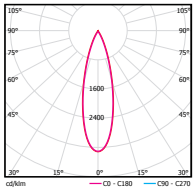

EIR5TA-06EL-330SS

0° Aiming Angle

D(M)	LUX	W	L
1	1429	0.5	0.5
2	357	1.0	1.0
3	159	1.5	1.5
4	89	2.1	2.1

EIR5NA

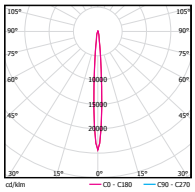

EIR5NA-08EL-S30SS

0° Aiming Angle

D(M)	LUX	W	L
1	15149	0.1	0.1
2	3787	0.2	0.2
3	1683	0.4	0.4
4	947	0.5	0.5

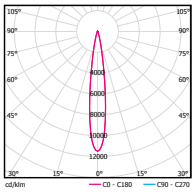

EIR5NA-08EL-130SS

0° Aiming Angle

D(M)	LUX	W	L
1	5763	0.3	0.3
2	1441	0.5	0.5
3	640	0.8	0.8
4	360	1.0	1.0

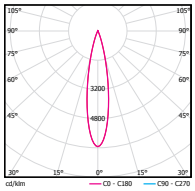

EIR5NA-08EL-230SS

0° Aiming Angle

D(M)	LUX	W	L
1	3590	0.4	0.4
2	898	0.7	0.7
3	399	1.1	1.1
4	224	1.4	1.4

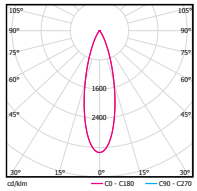

EIR5NA-08EL-330SS

0° Aiming Angle

D(M)	LUX	W	L
1	1725	0.5	0.5
2	431	1.0	1.0
3	192	1.5	1.5
4	108	2.0	2.0

EIR5SA

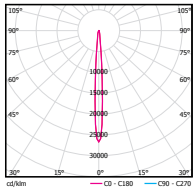

EIR5SA-12EL-S30SS

0° Aiming Angle

D(M)	LUX	W	L
1	29944	0.1	0.1
2	7486	0.2	0.2
3	3327	0.4	0.4
4	1872	0.5	0.5

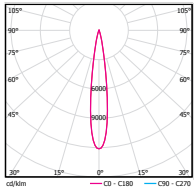

EIR5SA-12EL-130SS

0° Aiming Angle

D(M)	LUX	W	L
1	12000	0.3	0.3
2	3000	0.5	0.5
3	1333	0.8	0.8
4	750	1.0	1.0

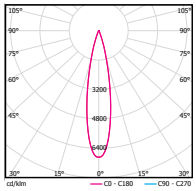

EIR5SA-12EL-230SS

0° Aiming Angle

D(M)	LUX	W	L
1	6936	0.4	0.4
2	1734	0.7	0.7
3	771	1.1	1.1
4	434	1.4	1.4

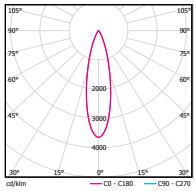

EIR5SA-12EL-330SS

0° Aiming Angle

D(M)	LUX	W	L
1	3532	0.5	0.5
2	883	0.9	0.9
3	392	1.4	1.4
4	221	1.9	1.9

Light Distribution

EIR5MA

EIR5MA-16EL-S30SS

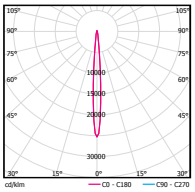

0° Aiming Angle

D(M)	LUX	W	L
1	44310	0.1	0.1
2	11078	0.2	0.2
3	4923	0.4	0.4
4	2769	0.5	0.5

EIR5MA-16EL-130SS

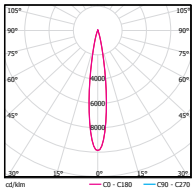

0° Aiming Angle

D(M)	LUX	W	L
1	14543	0.3	0.3
2	3636	0.5	0.5
3	1616	0.8	0.8
4	909	1.0	1.0

EIR5MA-16EL-230SS

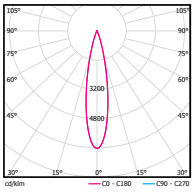

0° Aiming Angle

D(M)	LUX	W	L
1	8249	0.4	0.4
2	2062	0.7	0.7
3	917	1.1	1.1
4	516	1.4	1.4

EIR5MA-16EL-330SS

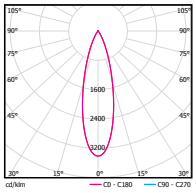

0° Aiming Angle

D(M)	LUX	W	L
1	4245	0.5	0.5
2	1061	1.0	1.0
3	472	1.5	1.5
4	265	2.0	2.0

Accessories

Item	Picture	EIR5TA	EIR5NA	EIR5SA	EIR5MA
Embedded Parts	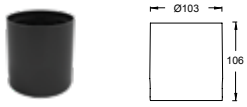	EIR5TF-RC001	/	/	/
Embedded Parts	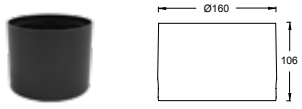	/	EIR5NA-RC001	/	/
Embedded Parts	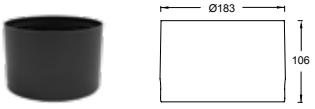	/	/	EIR5SA-RC001	/
Embedded Parts	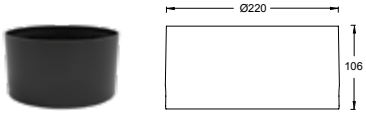	/	/	/	EIR5MA-RC001



FUEGO PRO

IP67 rated for exterior environments, FUEGO In-ground LED luminaires feature a patent pending condensation-proof design for equalizing pressure without water intrusion. Symmetric and asymmetric beam distributions are available for wall washing, wall grazing and spot lighting. Unique adjustable options for in-field optical beam adjustments range from 0° to 20° round, square and linear formats which are available and operable on 24V DC and 220V AC systems.



Shenzhen Tailun Square
Shenzhen, Guangdong Province

FUEGO PRO ROUND



Body Material	*Stainless steel body*
Optical System	*Clear lens included*
Finish	*Environmentally safe powder coat*
Insulation class	*24V DC is Class III 220V AC is Class I*
Accessories/Brackets	*Recessed casing, suction cup, Beam elongator, Honeycomb*

LED Options

	EIR1N	EIR1S	EIR1M-21
LED Type	*High Power LED*	*High Power LED*	*High Power LED*
CRI	*80*	*80*	*80*
LED Color Consistency	*3 SDCM*	*3 SDCM*	*3 SDCM*
LED Color	*3000K/4000K*	*3000K/4000K*	*3000K/4000K*
LED Lifetime	*>50,000h-L70 / B10-Ta25°C (LM-80/TM-21)*	*>50,000h-L70 / B10-Ta25°C (LM-80/TM-21)*	*>50,000h-L70 / B10-Ta25°C (LM-80/TM-21)*

Product Data

	EIR1N	EIR1S	EIR1M-21
LED Power	*3W(MAX)*	*7W(MAX)*	*13.5W(MAX)*
LEDs(Quantity)	*1*	*3*	*9*
LED Lumen Output(3000K)	*270lm*	*630lm*	*1215lm*
Finish Color	*Stainless Steel*	*Stainless Steel(Frame) Black(Frameless)*	*Stainless Steel(Frame) Black(Frameless)*
Net Weight	*0.4Kg*	*0.98Kg*	*2.38Kg*

Product Light Peformance(System Max Lumens @3000K)

Model / Beam		7°	8°	13°	15°	25°	30°	40°	45°
EIR1N	**03**	/	*162lm*	/	*154lm*	*148lm*	/	/	*108lm*
EIR1S	**07**	/	*394lm*	/	*360m*	*347lm*	/	/	*305lm*
EIR1M	**21**	*972lm*	/	*1012lm*	/	/	*980lm*	*884lm*	/

Model Number

Drawing	Model	Comment	Power	Control Systems	Beam	CCT	Finish
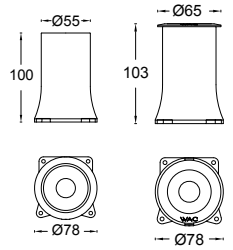	**EIR1N**	**T** *Frameless* **F** *Frame*	**03** *3W(MAX)*	**ET** *ON-OFF 24V DC Power Supply*	**S** *8°* **1** *15°* **2** *25°* **4** *45°*	**30** *3000K* **40** *4000K*	**S** *Stainless Steel*

Example :EIR1NT-03ET-S30-S

Drawing	Model	Comment	Power	Control Systems	Beam	CCT	Finish
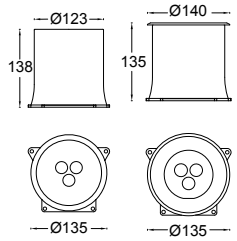	**EIR1S**	**T** *Frameless* **F** *Frame*	**07** *7W(MAX)*	**ET** *ON-OFF 24V DC Power Supply* **MT** *DMX512 Dimming 24V DC Power Supply* **EL** *ON-OFF 220V AC Power Supply*	**S** *8°* **1** *15°* **2** *25°* **4** *45°*	**30** *3000K* **40** *4000K*	**B** *Black (Frameless only)* **S** *Stainless Steel (Frame only)*

Example : EIR1ST-07EL-S30-B

Drawing	Model	Comment	Power	Control Systems	Beam	CCT	Finish
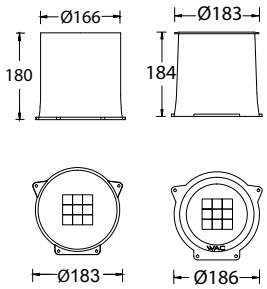	**EIR1M**	**T** *Frameless* **F** *Frame*	**21** *16W(MAX)*	**ET** *ON-OFF 24V DC Power Supply* **MT** *DMX512 Dimming 24V DC Power Supply* **EL** *ON-OFF 220V AC Power Supply*	**S** *7°* **1** *13°* **3** *30°* **4** *40°*	**30** *3000K* **40** *4000K*	**BK** *Black (Frameless only)* **SS** *Stainless Steel (Frame only)*

Example : EIR1MT-21EL-S30BK

Light Distribution

EIR1N

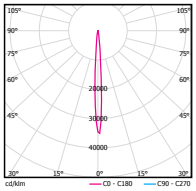

EIR1NT-03ET-S30-S

0° Aiming Angle

D(M)	LUX	W	L
1	5601	0.1	0.1
2	1400	0.3	0.3
3	622	0.4	0.4
4	350	0.6	0.6

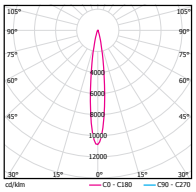

EIR1NT-03ET-130-S

0° Aiming Angle

D(M)	LUX	W	L
1	1706	0.3	0.3
2	427	0.5	0.5
3	190	0.8	0.8
4	107	1.1	1.1

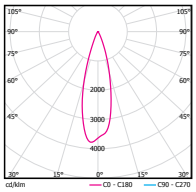

EIR1NT-03ET-230-S

0° Aiming Angle

D(M)	LUX	W	L
1	538	0.4	0.4
2	135	0.9	0.9
3	60	1.3	1.3
4	34	1.8	1.8

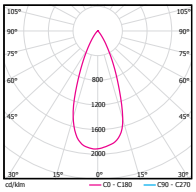

EIR1NT-03ET-430-S

0° Aiming Angle

D(M)	LUX	W	L
1	211	0.8	0.8
2	53	1.7	1.7
3	23	2.5	2.5
4	13	3.3	3.3

EIR1S

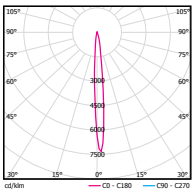

EIR1ST-07ET-S30-S

0° Aiming Angle

D(M)	LUX	W	L
1	6349	0.1	0.1
2	1587	0.3	0.3
3	705	0.4	0.4
4	397	0.6	0.6

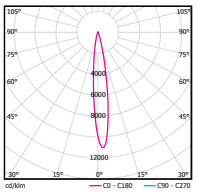

EIR1ST-07ET-130-S

0° Aiming Angle

D(M)	LUX	W	L
1	3563	0.3	0.3
2	891	0.5	0.5
3	396	0.8	0.8
4	223	1.1	1.1

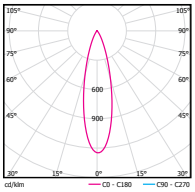

EIR1ST-07ET-230-S

0° Aiming Angle

D(M)	LUX	W	L
1	1247	0.4	0.4
2	312	0.9	0.9
3	139	1.3	1.3
4	78	1.8	1.8

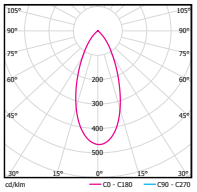

EIR1ST-07ET-430-S

0° Aiming Angle

D(M)	LUX	W	L
1	465	0.8	0.8
2	116	1.7	1.7
3	52	2.5	2.5
4	29	3.3	3.3

EIR1MT-21

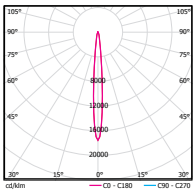

EIR1MF-21MT-S30BK

0° Aiming Angle

D(M)	LUX	W	L
1	17541	0.1	0.1
2	4385	0.2	0.2
3	1949	0.4	0.4
4	1096	0.5	0.5

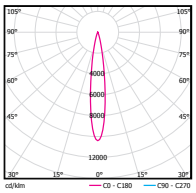

EIR1MT-21MT-130BK

0° Aiming Angle

D(M)	LUX	W	L
1	10399	0.2	0.2
2	2600	0.5	0.5
3	1155	0.7	0.7
4	650	0.9	0.9

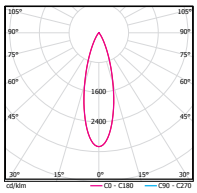

EIR1MT-21MT-330BK

0° Aiming Angle

D(M)	LUX	W	L
1	3065	0.5	0.5
2	766	1.1	1.1
3	341	1.6	1.6
4	192	2.1	2.1

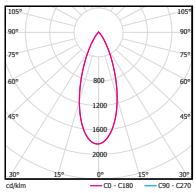

EIR1MT-21MT-430BK

0° Aiming Angle

D(M)	LUX	W	L
1	1828	0.7	0.7
2	457	1.5	1.5
3	203	2.2	2.2
4	114	2.9	2.9

Accessories

Item	Picture	EIR1S	EIR1M
Suction CUP		EIR1NT-SC001	/
Beam Elongator		EIR1ST-BEL001	/
Honeycomb		EIR1ST-BEL001	/
Beam Elongator		/	EIR1MT-BEL001
Honeycomb		/	EIR1MT-HCL001

Item	Picture	EIR1N	EIR1SF	EIR1MF
Embedded Parts	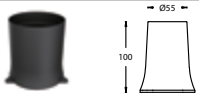	EIR1NT-RC001	/	/
Embedded Parts	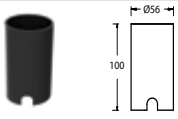	EIR1NT-RC002	/	/
Embedded Parts	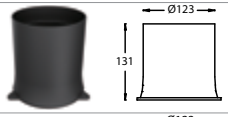	/	EIR1SF-RC001	/
Embedded Parts	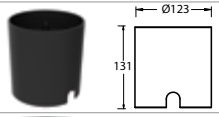	/	EIR1SF-RC002	/
Embedded Parts	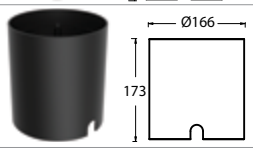	/	/	EIR1MF-RC002

Item	Picture	EIR1ST	EIR1MT
Embedded Parts	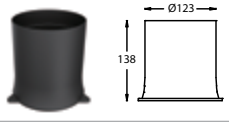	EIR1ST-RC001	/
Embedded Parts	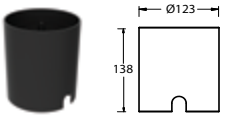	EIR1ST-RC002	/
Embedded Parts	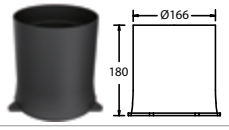	/	EIR1MT-RC001
Embedded Parts	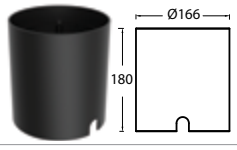	/	EIR1MT-RC002

FUEGO PRO SQUARE



Body Material	*Stainless steel body*
Optical System	*Clear lens included*
Finish	*Environmentally safe powder coat*
Insulation class	*24V DC is Class III 220V AC is Class I*
Accessories/Brackets	*Recessed casing, suction cup, Beam Elongator, Honeycomb*

LED Options

	EIS1N	EIS1S
LED Type	*High Power LED*	*High Power LED*
CRI	*80*	*80*
LED Color Consistency	*3 SDCM*	*3 SDCM*
LED Color	*3000K/4000K*	*3000K/4000K*
LED Lifetime	*>50,000h-L70 / B10-Ta25°C (LM-80/TM-21)*	*>50,000h-L70 / B10-Ta25°C (LM-80/TM-21)*

Product Data

	EIS1N	EIS1S
LED Power	*3W(MAX)*	*7W(MAX)*
LEDs(Quantity)	*1*	*3*
LED Lumen Output(3000K)	*270lm*	*630lm*
Finish Color	*Stainless Steel*	*Stainless Steel(Frame) Black(Frameless)*
Net Weight	*0.32Kg*	*1.1Kg*

Product Light Peformance(System Max Lumens @3000K)

Model		Beam 8°	15°	25°	45°
EIS1N	**03**	*162lm*	*154lm*	*148lm*	*108lm*
EIS1S	**07**	*394lm*	*360lm*	*347lm*	*305lm*

Model Number

Drawing	Model	Comment	Power	Control Systems	Beam	CCT	Finish
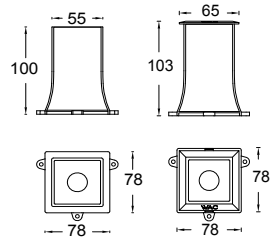	**EIS1N**	**T** *Frameless* **F** *Frame*	**03** *3W(MAX)*	**ET** *ON-OFF 24V DC Power Supply*	**S** *8°* **1** *15°* **2** *25°* **4** *45°*	**30** *3000K* **40** *4000K*	**S** *Stainless Steel*

Example :EIS1NT-03ET-S30-S

Drawing	Model	Comment	Power	Control Systems	Beam	CCT	Finish
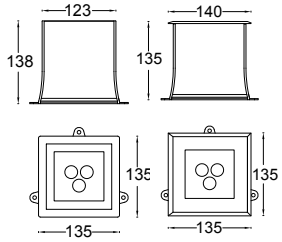	**EIS1S**	**T** *Frameless* **F** *Frame*	**07** *7W(MAX)*	**ET** *ON-OFF 24V DC Power Supply* **MT** *DMX512 Dimming 24V DC Power Supply* **EL** *ON-OFF 220V AC Power Supply*	**S** *8°* **1** *15°* **2** *25°* **4** *45°*	**30** *3000K* **40** *4000K*	**B** *Black (Frameless only)* **S** *Stainless Steel (Frame only)*

Example : EIS1ST-07EL-S30-B

Light Distribution

EIS1N

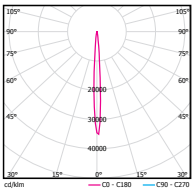

EIS1NT-03ET-S30-S

0° Aiming Angle

D(M)	LUX	W	L
1	5601	0.1	0.1
2	1400	0.3	0.3
3	622	0.4	0.4
4	350	0.6	0.6

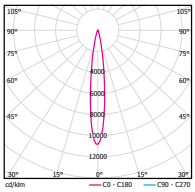

EIS1NT-03ET-130-S

0° Aiming Angle

D(M)	LUX	W	L
1	1706	0.3	0.3
2	427	0.5	0.5
3	190	0.8	0.8
4	107	1.1	1.1

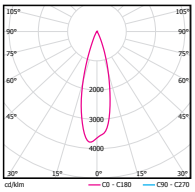

EIS1NT-03ET-230-S

0° Aiming Angle

D(M)	LUX	W	L
1	538	0.4	0.4
2	135	0.9	0.9
3	60	1.3	1.3
4	34	1.8	1.8

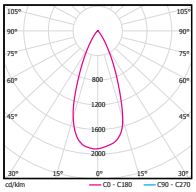

EIS1NT-03ET-430-S

0° Aiming Angle

D(M)	LUX	W	L
1	211	0.8	0.8
2	53	1.7	1.7
3	23	2.5	2.5
4	13	3.3	3.3

EIS1S

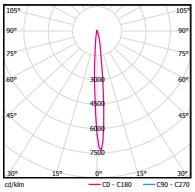

EIS1ST-07ET-S30-S

0° Aiming Angle

D(M)	LUX	W	L
1	6349	0.1	0.1
2	1587	0.3	0.3
3	705	0.4	0.4
4	397	0.6	0.6

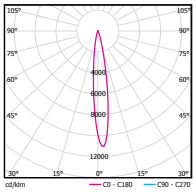

EIS1ST-07ET-130-S

0° Aiming Angle

D(M)	LUX	W	L
1	3563	0.3	0.3
2	891	0.5	0.5
3	396	0.8	0.8
4	223	1.1	1.1

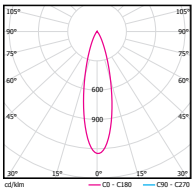

EIS1ST-07ET-230-S

0° Aiming Angle

D(M)	LUX	W	L
1	1247	0.4	0.4
2	312	0.9	0.9
3	139	1.3	1.3
4	78	1.8	1.8

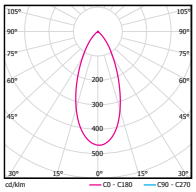

EIS1ST-07ET-430-S

0° Aiming Angle

D(M)	LUX	W	L
1	465	0.8	0.8
2	116	1.7	1.7
3	52	2.5	2.5
4	29	3.3	3.3

Accessories

Item	Picture	EIR1S
Suction Cup		EIR1NT-SC001
Beam Elongator		EIS1ST-BEL001
Honeycomb		EIS1ST-HCL001

Item	Picture	EIR1N	EIR1ST	EIR1SF
Embedded Components	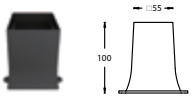	EIS1NT-RC001	/	/
Embedded Components	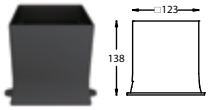	/	EIS1ST-RC001	/
Embedded Components	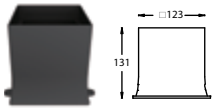	/	/	EIS1SF-RC001

FUEGO PRO LINEAR EIL2



IP67 IK08 DMX

Body Material	*Extruded aluminum profile, die-cast aluminum end cap*
Optical System	*Opal glass (Frosted)* *Lens (Optical /Integrated lens)*
Finish	*Environmentally safe powder coat*
Accessories/Brackets	*Recessed casing*

LED Options

	EIL205-06	EIL210-12	EIL205-12	EIL210-24
LED Type	*SMD*	*SMD*	*Medium Power LED*	*Medium Power LED*
CRI	*80*	*80*	*80*	*80*
LED Color Consistency	*3 SDCM*	*3 SDCM*	*3 SDCM*	*3 SDCM*
LED Color	*2700K/3000K/4000K/RGB*	*2700K/3000K/4000K*	*2700K/3000K/4000K*	*2700K/3000K/4000K*
LED Lifetime	*>50,000h-L70 / B10-Ta25℃ (LM-80/TM-21)*	*>50,000h-L70 / B10-Ta25℃ (LM-80/TM-21)*	*>50,000h-L70 / B10-Ta25℃ (LM-80/TM-21)*	*>50,000h-L70 / B10-Ta25℃ (LM-80/TM-21)*

Product Data

	EIL205-06	EIL210-12	EIL205-12	EIL210-24
LED Power	*5W(MAX)*	*10W(MAX)*	*10.5W(MAX)*	*21W(MAX)*
LEDs(Quantity)	*60*	*120*	*48*	*96*
LED Lumen Output(3000K)	*600lm*	*1200lm*	*1380lm*	*2760lm*
Finish Color	*Black/Gray*	*Black/Gray*	*Black/Gray*	*Black/Gray*
Net Weight	*1.4Kg*	*2.8Kg*	*1.4Kg*	*2.8Kg*

Product Light Peformance(System Max Lumens @3000K)

Model	Beam	Frosted	26°	33°	20°x45° Integrated lens	10°x60° Integrated lens
EIL205	**06**	*380lm*	*/*	*/*	*/*	*/*
EIL210	**12**	*763lm*	*/*	*/*	*/*	*/*
EIL205	**12**	*/*	*622lm*	*665lm*	*508lm*	*642lm*
EIL210	**24**	*/*	*1244lm*	*1330lm*	*1016lm*	*1284lm*

Model Number

Drawing	Model	Control Systems	Beam	CCT	Finish
	**EIL205-06**	**ET** *ON-OFF 24V DC Power Supply*	**F** *Frosted*	**27** *2700K* **30** *3000K* **40** *4000K*	**BK** *Black* **GY** *Gray*
	EIL210-12	**ET** *ON-OFF 24V DC Power Supply*	**F** *Frosted*	**27** *2700K* **30** *3000K* **40** *4000K*	**BK** *Black* **GY** *Gray*
	EIL205-06	**MT** *DMX512 Dimming 24V DC Power Supply*	**F** *Frosted*	**27** *2700K* **30** *3000K* **40** *4000K* **FC** *RGB*	**BK** *Black* **GY** *Gray*
	EIL210-12	**MT** *DMX512 Dimming 24V DC Power Supply*	**F** *Frosted*	**27** *2700K* **30** *3000K* **40** *4000K* **FC** *RGB*	**BK** *Black* **GY** *Gray*

Example : EIL210-12MT-F127BK

Drawing	Model	Control Systems	Beam	CCT	Finish
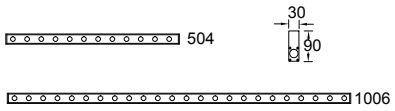	**EIL205-12**	**ET** *ON-OFF 24V DC Power Supply* **MT** *DMX512 Dimming 24V DC Power Supply*	**2** *26°* **3** *33°* **J** *20°x45°*	**27** *2700K* **30** *3000K* **40** *4000K*	**BK** *Black* **GY** *Gray*
	EIL210-24	**ET** *ON-OFF 24V DC Power Supply* **MT** *DMX512 Dimming 24V DC Power Supply*	**2** *26°* **3** *33°* **J** *20°x45°*	**27** *2700K* **30** *3000K* **40** *4000K*	**BK** *Black* **GY** *Gray*

Example : EIL205-12ET-227BK

Drawing	Model	Control Systems	Beam	CCT	Finish
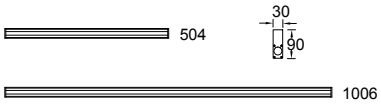	**EIL205-12**	**ET** *ON-OFF 24V DC Power Supply* **MT** *DMX512 Dimming 24V DC Power Supply*	**1** *10°x60° Integrated lens*	**27** *2700K* **30** *3000K* **40** *4000K*	**BK** *Black* **GY** *Gray*
	EIL210-24	**ET** *ON-OFF 24V DC Power Supply* **MT** *DMX512 Dimming 24V DC Power Supply*	**1** *10°x60° Integrated lens*	**27** *2700K* **30** *3000K* **40** *4000K*	**BK** *Black* **GY** *Gray*

Example : EIL205-12ET-127BK

Light Distribution

EIL205

EIL205-06ET-F030GY

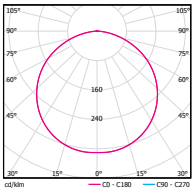

0° Aiming Angle

D(M)	LUX	W	L
1	118	3.2	3.2
2	30	6.4	6.4
3	13	9.7	9.7
4	7	12.9	12.9

EIL205-12ET-230BK

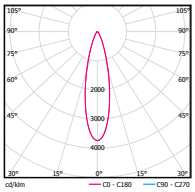

0° Aiming Angle

D(M)	LUX	W	L
1	2359	0.4	0.4
2	590	0.9	0.9
3	262	1.3	1.3
4	147	1.8	1.8

EIL205-12ET-330BK

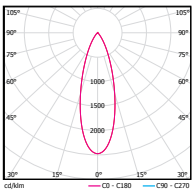

0° Aiming Angle

D(M)	LUX	W	L
1	1694	0.6	0.6
2	424	1.2	1.2
3	188	1.7	1.7
4	106	2.3	2.3

EIL205-12ET-127BK

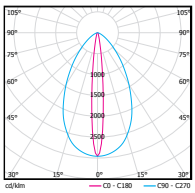

0° Aiming Angle

D(M)	LUX	W	L
1	1896	1.2	0.2
2	474	2.4	0.4
3	211	3.6	0.6
4	119	4.8	0.7

Accessories

Model	Description	Picture	Drawing	Quantity Suggested
EIL2-PC-CT002F	*ET Female connector*		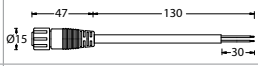	*1pc per 32m*
EIL2-PC-CT002M	*ET Male connector*		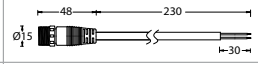	*1pc per 32m*
EIL2-CC-CT002F	*MT Female connector*			*1pc per 32m*
EIL2-CC-CT002M	*MT Male connector*		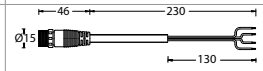	*1pc per 32m*
ELC3-SC-CT002F	*MT Female connector*		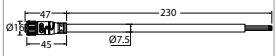	*1pc per 32m*
ELC3-SC-CT002M	*MT Male connector*		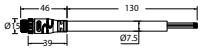	*1pc per 32m*

Item	Picture	Linear Series Frosted	Linear Series Optical/Integrated lens
Embedded Parts		EIL2-RC059-BK	EIL2-RC050-BK
Embedded Parts		EIL2-RC059-GY	EIL2-RC050-GY
Embedded Parts		EIL2-RC100-BK	EIL2-RC100-BK
Embedded Parts		EIL2-RC100-GY	EIL2-RC100-GY

FUEGO PRO LINEAR EIL4



Body Material	*Extruded aluminum profile, die-cast aluminum end cap*
Optical System	*Clear lens included*
Finish	*Environmentally safe powder coat*
Adjustable angle	*0°-15° vertical aiming tilt*
Insulation class	*24V DC is Class III 220V AC is Class II*
Accessories/Brackets	*Recessed casing*

LED Options

	EIL403F	EIL405F	EIL410F	EIL403A	EIL405A	EIL410A
LED Type	*High Power LED*	*High Power LED*	*High Power LED*	*High Power LED*	*High Power LED*	*High Power LED*
CRI	*80*	*80*	*80*	*80*	*80*	*80*
LED Color Consistency	*3 SDCM*	*3 SDCM*	*3 SDCM*	*3 SDCM*	*3 SDCM*	*3 SDCM*
LED Color	*2700K/3000K/4000K*	*2700K/3000K/4000K*	*2700K/3000K/4000K*	*2700K/3000K/4000K*	*2700K/3000K/4000K*	*2700K/3000K/4000K*
LED Lifetime	*>50,000h-L70 / B10-Ta25℃ (LM-80/TM-21)*	*>50,000h-L70 / B10-Ta25℃ (LM-80/TM-21)*	*>50,000h-L70 / B10-Ta25℃ (LM-80/TM-21)*	*>50,000h-L70 / B10-Ta25℃ (LM-80/TM-21)*	*>50,000h-L70 / B10-Ta25℃ (LM-80/TM-21)*	*>50,000h-L70 / B10-Ta25℃ (LM-80/TM-21)*

Product Data

	EIL403F	EIL405F	EIL410F	EIL403A	EIL405A	EIL410A
LED Power	*12W(MAX)*	*28W(MAX)*	*56W(MAX)*	*8W(MAX)*	*20W(MAX)*	*40W(MAX)*
LEDs (Quantity)	*5*	*12*	*24*	*5*	*12*	*24*
LED Lumen Output(3000K)	*1540lm*	*3080lm*	*6160lm*	*1100lm*	*2200lm*	*4400lm*
Finish Color	*Stainless Steel*	*Stainless Steel*	*Stainless Steel*	*Stainless Steel*	*Stainless Steel*	*Stainless Steel*
Net Weight	*1.2Kg*	*1.9Kg*	*3.8Kg*	*1.2Kg*	*1.9Kg*	*3.8Kg*

Product Light Peformance(System Max Lumens @3000K)

Model / Beam		8°	15°	30°	40°	9°x15°	10°x50°	Wall Washer
EIL403F	**12**	*879lm*	*733lm*	*763lm*	*803lm*	*846lm*	*737lm*	*717lm*
EIL405F	**28**	*1758lm*	*1465lm*	*1526lm*	*1607lm*	*1692lm*	*1475lm*	*1434lm*
EIL410F	**56**	*3515lm*	*2930lm*	*3052lm*	*3213lm*	*3383lm*	*2949lm*	*2867lm*
EIL403A	**08**	*835lm*	*820lm*	*728lm*	*762lm*	*799lm*	*695lm*	*701lm*
EIL405A	**20**	*1640lm*	*1440lm*	*1456lm*	*1523lm*	*1598lm*	*1391lm*	*1401lm*
EIL410A	**40**	*3280lm*	*2879lm*	*2912lm*	*3046lm*	*3195lm*	*2781lm*	*2802lm*

Model Number

Drawing	Model	Comment	Power	Control Systems	Beam	CCT	Finish
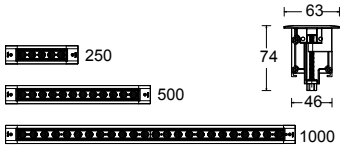	**EIL403**	**F** *Fixed*	**12** *12W(MAX)*	**ET** *ON-OFF 24V DC Power Supply* **MT** *DMX512 Dimming 24V DC Power Supply*	**S** *8°* **1** *15°* **3** *30°* **4** *40°* **E** *9°×15°* **G** *10°×50°* **W** *Wall Washer*	**27** *2700K* **30** *3000K* **40** *4000K*	**BK** *Black*
	EIL405	**F** *Fixed*	**28** *28W(MAX)*				
	EIL410	**F** *Fixed*	**56** *56W(MAX)*				
	EIL403	**A** *Adjustable*	**08** *12W(MAX)*	**ET** *ON-OFF 24V DC Power Supply* **MT** *DMX512 Dimming 24V DC Power Supply*	**S** *8°* **1** *15°* **3** *30°* **4** *40°* **E** *9°×15°* **G** *10°×50°* **W** *Wall Washer*	**27** *2700K* **30** *3000K* **40** *4000K*	**BK** *Black*
	EIL405	**A** *Adjustable*	**20** *20W(MAX)*				
	EIL410	**A** *Adjustable*	**40** *40W(MAX)*				

Example : EIL403A-08ET-S30BK

Drawing	Model	Comment	Power	Control Systems	Beam	CCT	Finish
	**EIL405**	**F** *Fixed*	**28** *28W(MAX)*	**EL** *ON-OFF 220V AC Power Supply* **ML** *DMX512 Dimming 220V AC Power Supply*	**S** *8°* **1** *15°* **3** *30°* **4** *40°* **E** *9°×15°* **G** *10°×50°* **W** *Wall Washer*	**27** *2700K* **30** *3000K* **40** *4000K*	**BK** *Black*
	EIL410	**F** *Fixed*	**56** *56W(MAX)*				
	EIL405	**A** *Adjustable*	**20** *20W(MAX)*	**EL** *ON-OFF 220V AC Power Supply* **ML** *DMX512 Dimming 220V AC Power Supply*	**S** *8°* **1** *15°* **3** *30°* **4** *40°* **E** *9°×15°* **G** *10°×50°* **W** *Wall Washer*	**27** *2700K* **30** *3000K* **40** *4000K*	**BK** *Black*
	EIL410	**A** *Adjustable*	**40** *40W(MAX)*				

Example : EIL405A-20EL-S30BK

Light Distribution

EIL410

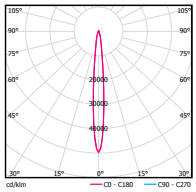

EIL410F-56MT-S30BK

0° Aiming Angle

D(M)	LUX	W	L
1	49709	0.2	0.2
2	12427	0.3	0.3
3	5523	0.5	0.5
4	3107	0.7	0.7

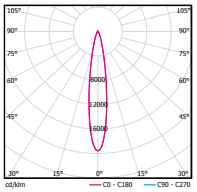

EIL410F-56MT-130BK

0° Aiming Angle

D(M)	LUX	W	L
1	19568	0.3	0.3
2	4892	0.6	0.6
3	2174	0.9	0.9
4	1223	1.2	1.2

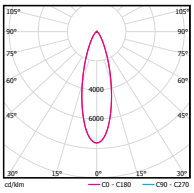

EIL410F-56MT-330BK

0° Aiming Angle

D(M)	LUX	W	L
1	7627	0.5	0.5
2	1907	1.1	1.1
3	847	1.6	1.6
4	477	2.2	2.2

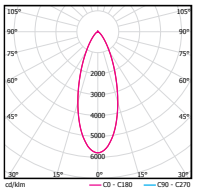

EIL410F-56MT-430BK

0° Aiming Angle

D(M)	LUX	W	L
1	5786	0.7	0.7
2	1447	1.4	1.4
3	643	2.0	2.0
4	362	2.7	2.7

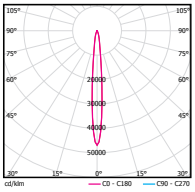

EIL410A-40MT-S30BK

0° Aiming Angle

D(M)	LUX	W	L
1	46891	0.2	0.2
2	11723	0.3	0.3
3	5210	0.5	0.5
4	2931	0.7	0.7

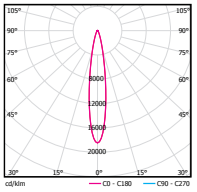

EIL410A-40MT-130BKK

0° Aiming Angle

D(M)	LUX	W	L
1	18461	0.3	0.3
2	4615	0.6	0.6
3	2051	0.9	0.9
4	1154	1.2	1.2

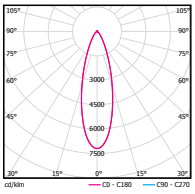

EIL410A-40MT-330BK

0° Aiming Angle

D(M)	LUX	W	L
1	7194	0.5	0.5
2	1799	1.1	1.1
3	799	1.6	1.6
4	450	2.2	2.2

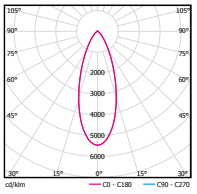

EIL410A-40MT-430BK

0° Aiming Angle

D(M)	LUX	W	L
1	5458	0.7	0.7
2	1365	1.4	1.4
3	606	2.0	2.0
4	341	2.7	2.7

EIL410F-56MT-W30BK

Specifications :

Wall height (m): 3

Offset from wall (m): 0.3

Luminaire spacing (m): 0.4

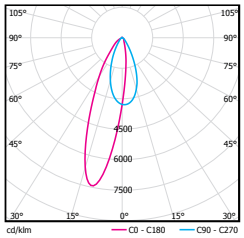

H (m)	Surface illumination (lux)				
	below the luminaire	between the luminaire	below the luminaire	between the luminaire	below the luminaire
0.3	*24*	*25*	*25*	*25*	*26*
0.6	*52*	*52*	*53*	*53*	*53*
0.9	*120*	*124*	*126*	*124*	*120*
1.2	*269*	*278*	*281*	*276*	*270*
1.5	*354*	*369*	*373*	*358*	*356*
1.8	*383*	*400*	*406*	*402*	*385*
2.1	*395*	*414*	*420*	*417*	*400*
2.4	*392*	*413*	*419*	*416*	*396*
2.7	*375*	*399*	*405*	*401*	*378*
3	*352*	*380*	*384*	*378*	*355*

Accessories

Item	Description	Picture
EIL4-GH025	*Grille Horizontal 250mm*	
EIL4-GH050	*Grille Horizontal 500mm*	
EIL4-GH100	*Grille Horizontal 1000mm*	
EIL4-HC025	*Honeycomb 250mm*	
EIL4-HC050	*Honeycomb 500mm*	
EIL4-HC100	*Honeycomb 1000mm*	

Note: All accessories are suited for in-ground luminaires. Please consult WAC for details before you order, if needed.

Item	Picture	Linear Series
Embedded Parts	*L=250mm* 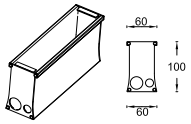	**EIL4-RC025**
Embedded Parts	*L=500mm* 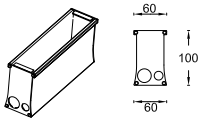	**EIL1-RC050**
Embedded Parts	*L=1000mm* 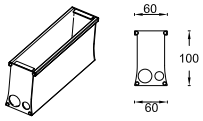	**EIL1-RC100**

Model	Description	Picture	Drawing	Qty Suggested
ELC3-SC-CT002F	*Female signal connector*		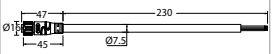	*1pc per 32m*
ELC3-SC-CT002M	*Male signal connector*		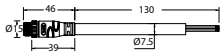	*1pc per 32m*
/	*Signal connector*		*For signal connection between two lamps.* *Length: actual installation distance between two lamps + 400mm.* *(Confirm the exact length with the product manager when placing an order.)*	

RECESSED CEILING LUMINAIRES

LANNE LINEAR 565

LANNE PRO 571

LANNE PRO DOWNILGHT 573
LANNE PRO WALL WASHER 577

LANNE PRO ADJUSTABLE 579

LANNE PRO ADJUSTABLE 581

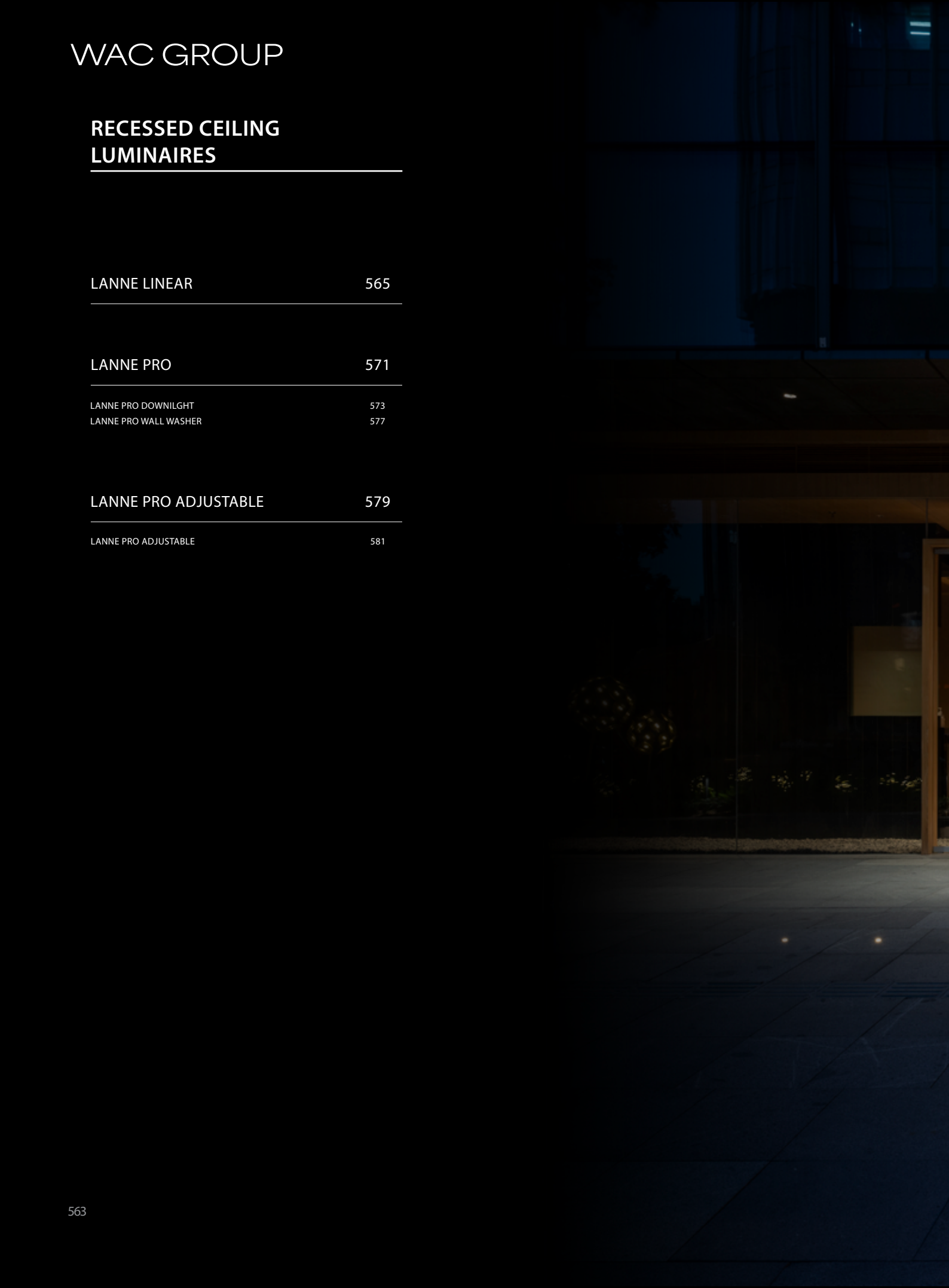



Shenzhen Tailun Square
Shenzhen, Guangdong Province



LANNE LINEAR

LANNE reveals energy efficient LED luminaires constructed with one-piece die-cast aluminum or stainless steel trims. The six-inch aperture features full reflectors that provide different LED positions for high performance, various cut-off options, superior light output and photometric efficiency. Features the SUBROSA Optical System to prevent glare.



LANNE LINEAR



Body Material	*Extruded aluminum*
Optical System	*Clear lens included + SUBROSA® optical system*
Finish	*Environmentally safe powder coat*
Cut Off Angle	*35°*

LED Options

	ER301	ER303	ER305
LED Type	*High Power LED*	*High Power LED*	*High Power LED*
CRI	*90*	*90*	*90*
LED Color Consistency	*3 SDCM*	*3 SDCM*	*3 SDCM*
LED Color	*3000K/4000K*	*3000K/4000K*	*3000K/4000K*
LED Lifetime	*>50,000h-L70 / B10-Ta25℃ (LM-80/TM-21)*	*>50,000h-L70 / B10-Ta25℃ (LM-80/TM-21)*	*>50,000h-L70 / B10-Ta25℃ (LM-80/TM-21)*

Product Data

	ER301	ER303	ER305
LED Power	*8W*	*16W*	*32W*
LEDs (Quantity)	*4*	*8*	*16*
LED Lumen Output(3000K)	*1000lm*	*2000lm*	*4000lm*
Cutout	*☐ 130mmx 41mm*	*☐ 242mmx 41mm*	*☐ 466mm x 41mm*
Ceiling Thickness	*1-25mm*	*1-25mm*	*1-25mm*
Finish Color	*White*	*White*	*White*
Net Weight	*0.55Kg*	*0.7Kg*	*1.2Kg*

Product Light Peformance(System Max Lumens @3000K)

Model \ Beam		15°	26°	36°
ER301	**08**	*551lm*	*507lm*	*476lm*
ER303	**16**	*1031lm*	*1036lm*	*915lm*
ER305	**32**	*2469lm*	*2114lm*	*1856lm*

Model Number

Drawing	Model	Length	Comment	Power	Control Systems	Beam	CCT	Finish
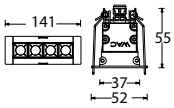	**ER3**	**01** *141mm*	**F** *Frame*	**08** *8W*	**EL** *ON-OFF 220V AC Power Supply*	**1** *15°* **2** *26°* **3** *36°*	**30** *3000K* **40** *4000K*	**BK** *Black*

Example : ER301F-08EL-130WT

Drawing	Model	Length	Comment	Power	Control Systems	Beam	CCT	Finish
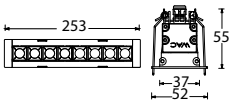	**ER3**	**03** *253mm*	**F** *Frame*	**16** *16W*	**EL** *ON-OFF 220V AC Power Supply*	**1** *15°* **2** *26°* **3** *36°*	**30** *3000K* **40** *4000K*	**BK** *Black*

Example : ER303F-16EL-130WT

Drawing	Model	Length	Comment	Power	Control Systems	Beam	CCT	Finish
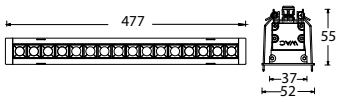	**ER3**	**05** *477mm*	**F** *Frame*	**32** *32W*	**EL** *ON-OFF 220V AC Power Supply*	**1** *15°* **2** *26°* **3** *36°*	**30** *3000K* **40** *4000K*	**BK** *Black*

Example : ER305F-32EL-130WT

Light Distribution

ER301F

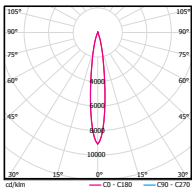

ER301F-08EL-130WT

0° Aiming Angle

D(M)	LUX	W	L
1	5033	0.3	0.3
2	1258	0.6	0.6
3	559	0.8	0.8
4	315	1.1	1.1

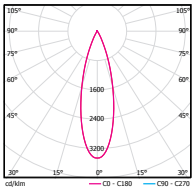

ER301F-08EL-230WT

0° Aiming Angle

D(M)	LUX	W	L
1	1757	0.5	0.5
2	439	1.0	1.0
3	195	1.5	1.5
4	110	2.1	2.1

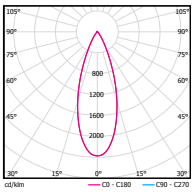

ER301F-08EL-330WT

0° Aiming Angle

D(M)	LUX	W	L
1	1130	0.6	0.6
2	283	1.3	1.3
3	126	1.9	1.9
4	71	2.6	2.6

ER303F

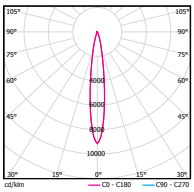

ER303F-16EL-130WT

0° Aiming Angle

D(M)	LUX	W	L
1	9443	0.3	0.3
2	2361	0.6	0.6
3	1049	0.8	0.8
4	590	1.1	1.1

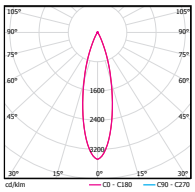

ER303F-16EL-230WT

0° Aiming Angle

D(M)	LUX	W	L
1	3610	0.5	0.5
2	903	1.0	1.0
3	401	1.5	1.5
4	226	2.0	2.0

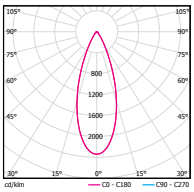

ER303F-16EL-330WT

0° Aiming Angle

D(M)	LUX	W	L
1	2143	0.6	0.6
2	536	1.3	1.3
3	238	1.9	1.9
4	134	2.6	2.6

ER305F

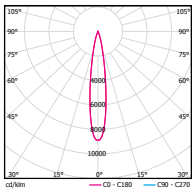

ER305F-32EL-130WT

0° Aiming Angle

D(M)	LUX	W	L
1	19260	0.3	0.3
2	4815	0.6	0.6
3	2140	0.8	0.8
4	1204	1.1	1.1

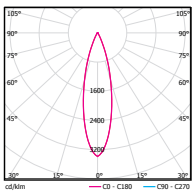

ER305F-32EL-130WT

0° Aiming Angle

D(M)	LUX	W	L
1	7211	0.5	0.5
2	1803	1.0	1.0
3	801	1.5	1.5
4	451	2.1	2.1

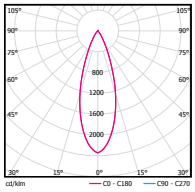

ER305F-32EL-330WT

0° Aiming Angle

D(M)	LUX	W	L
1	4364	0.6	0.6
2	1091	1.3	1.3
3	485	1.9	1.9
4	273	2.6	2.6



Jiazhou "Ye Popo"Chendu Huijin Square Shop
Chendu, Sichuan Province



LANNE PRO

LANNE PRO is a series of LED Downlights with simple, minimalist style. The luminaires feature precision light distribution using SUBROSA® light technology for the ultimate anti-glare effect. LANNE PRO is perfect for installations in hotels and other commercial spaces.



Suzhou Olympic Sports Center
Suzhou, Jiangsu Province

LANNE PRO DOWNILGHT



Body Material	*Extruded aluminum*
Optical System	*Clear lens included + SUBROSA® optical system*
Finish	*Environmentally safe powder coat*
Cut Off Angle	*35°*

LED Options

	ER22	ER23	ER24	ER25
LED Type	*High Power LED*	*COB*	*COB*	*COB*
CRI	*90*	*90*	*90*	*90*
LED Color Consistency	*3 SDCM*	*3 SDCM*	*3 SDCM*	*3 SDCM*
LED Color	*2700K/3000K/4000K*	*2700K/3000K/4000K*	*2700K/3000K/4000K*	*2700K/3000K/4000K*
LED Lifetime	*>50,000h-L70 / B10-Ta25℃ (LM-80/TM-21)*	*>50,000h-L70 / B10-Ta25℃ (LM-80/TM-21)*	*>50,000h-L70 / B10-Ta25℃ (LM-80/TM-21)*	*>50,000h-L70 / B10-Ta25℃ (LM-80/TM-21)*

Product Data

	ER22	ER23	ER24	ER25
LED Power	*8W*	*13W/18W*	*18W/25W*	*32W/40W*
LED Lumen Output(3000K)	*800lm*	*1300lm/1800lm*	*1800lm/2500lm*	*3830lm/4500lm*
Cutout	*Ø63mm*	*Ø93mm*	*Ø116mm*	*Ø140mm*
Ceiling Thickness	*1-25mm*	*1-40mm*	*1-40mm*	*1-40mm*
Finish Color	*White*	*White*	*White*	*White*
Net Weight	*0.5Kg*	*1.05Kg*	*1.5Kg*	*2.3Kg*

Product Light Peformance(System Max Lumens @3000K)

Model	Beam	15°	20°	24°	30°	36°	40°	48°	50°	58°	60°
ER22	**08**	*480lm*	*/*	*470lm*	*/*	*462lm*	*/*	*419lm*	*/*	*/*	*/*
ER23	**13**	*844lm*	*/*	*791lm*	*/*	*904lm*	*/*	*882lm*	*/*	*925lm*	*/*
	18	*1047lm*	*/*	*1084lm*	*/*	*1241lm*	*/*	*1096lm*	*/*	*1204lm*	*/*
ER24	**18**	*/*	*1445lm*	*/*	*1332lm*	*/*	*1371lm*	*/*	*1660lm*	*/*	*1584lm*
	25	*/*	*1446lm*	*/*	*1771m*	*/*	*1817lm*	*/*	*2183lm*	*/*	*2109lm*
ER25	**32**	*3010lm*	*/*	*2870lm*	*/*	*2905lm*	*/*	*/*	*/*	*/*	*/*
	40	*3683lm*	*/*	*3537lm*	*/*	*3605lm*	*/*	*/*	*/*	*/*	*/*

Model Number

Drawing	Model	Size	Comment	Power	Control Systems	Beam	CCT	Reflector	Finish
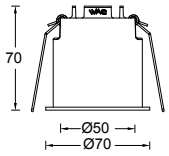	**ER2**	**2** *2"*	**F** *Frame*	**08** *8W*	**EL** *ON-OFF 220V AC Power Supply* **DL** *0-10V Dimming 220V AC Power Supply*	**1** *15°* **2** *24°* **3** *36°* **4** *48°*	**27** *2700K* **30** *3000K* **40** *4000K*	**S** *Specular* **B** *Black*	**WT** *White*

Example : ER22F-08EL-127BWT

Drawing	Model	Size	Comment	Power	Control Systems	Beam	CCT	Reflector	Finish
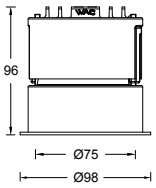	**ER2**	**3** *3"*	**F** *Frame*	**13** *COB 13W* **18** *COB 18W*	**EL** *ON-OFF 220V AC Power Supply* **DL** *0-10V Dimming 220V AC Power Supply*	**1** *15°* **2** *24°* **3** *36°* **4** *48°* **5** *58°*	**27** *2700K* **30** *3000K* **40** *4000K*	**S** *Specular* **B** *Black*	**WT** *White*

Example : ER23F-13EL-127BWT

Drawing	Model	Size	Comment	Power	Control Systems	Beam	CCT	Reflector	Finish
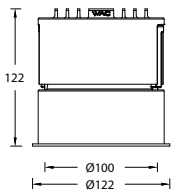	**ER2**	**4** *4"*	**F** *Frame*	**18** *COB 18W* **25** *COB 25W*	**EL** *ON-OFF 220V AC Power Supply* **DL** *0-10V Dimming 220V AC Power Supply*	**2** *20°* **3** *30°* **4** *40°* **5** *50°* **6** *60°*	**27** *2700K* **30** *3000K* **40** *4000K*	**S** *Specular* **B** *Black*	**WT** *White*

Example : ER24F-18EL-230BWT

Drawing	Model	Size	Comment	Power	Control Systems	Beam	CCT	Reflector	Finish
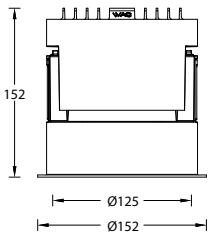	**ER2**	**5** *5"*	**F** *Frame*	**32** *COB 32W* **40** *COB 40W*	**EL** *ON-OFF 220V AC Power Supply* **DL** *0-10V Dimming 220V AC Power Supply*	**1** *15°* **2** *24°* **3** *36°*	**27** *2700K* **30** *3000K* **40** *4000K*	**S** *Specular* **B** *Black*	**WT** *White*

Example : ER25F-32EL-130BWT

Light Distribution

ER22F

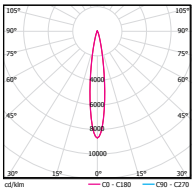

ER22F-08EL-130BWT

0º Aiming Angle

D(M)	LUX	W	L
1	4687	0.3	0.3
2	1172	0.5	0.5
3	521	0.8	0.8
4	293	1.1	1.1

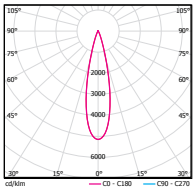

ER22F-08EL-230BWT

0º Aiming Angle

D(M)	LUX	W	L
1	887	0.4	0.4
2	222	0.8	0.8
3	99	1.2	1.2
4	55	1.6	1.6

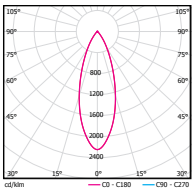

ER22F-08EL-330BWT

0º Aiming Angle

D(M)	LUX	W	L
1	654	0.9	0.9
2	164	1.8	1.8
3	73	2.7	2.7
4	41	3.6	3.6

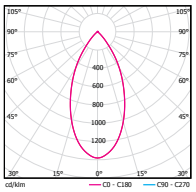

ER22F-08EL-430BWT

0º Aiming Angle

D(M)	LUX	W	L
1	284	0.6	0.6
2	71	1.3	1.3
3	32	1.9	1.9
4	18	2.5	2.5

ER23F

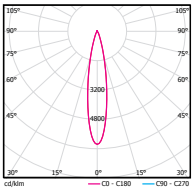

ER23F-18EL-130BWT

0º Aiming Angle

D(M)	LUX	W	L
1	6468	0.3	0.3
2	1617	0.6	0.6
3	719	1.0	1.0
4	404	1.3	1.3

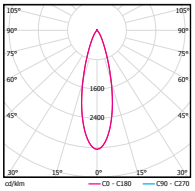

ER23F-18EL-230BWT

0º Aiming Angle

D(M)	LUX	W	L
1	3518	0.5	0.5
2	880	1.0	1.0
3	391	1.5	1.5
4	220	2.0	2.0

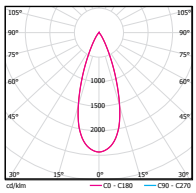

ER23F-18EL-330BWT

0º Aiming Angle

D(M)	LUX	W	L
1	3028	0.7	0.7
2	757	1.4	1.4
3	336	2.1	2.1
4	189	2.8	2.8

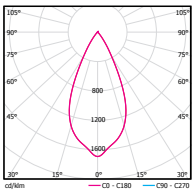

ER23F-18EL-430BWT

0º Aiming Angle

D(M)	LUX	W	L
1	1861	0.9	0.9
2	465	1.8	1.8
3	207	2.7	2.7
4	116	3.6	3.6

ER24F

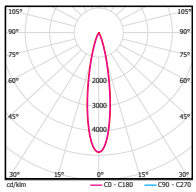

ER24F-25EL-230BWT

0º Aiming Angle

D(M)	LUX	W	L
1	10365	0.4	0.4
2	2591	0.7	0.7
3	1152	1.1	1.1
4	648	1.4	1.4

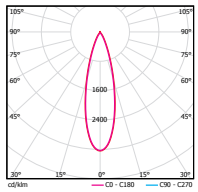

ER24F-25EL-330BWT

0º Aiming Angle

D(M)	LUX	W	L
1	6253	0.5	0.5
2	1563	1.1	1.1
3	695	1.6	1.6
4	391	2.1	2.1

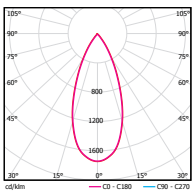

ER24F-25EL-430BWT

0º Aiming Angle

D(M)	LUX	W	L
1	3464	0.7	0.7
2	866	1.5	1.5
3	385	2.2	2.2
4	217	2.9	2.9

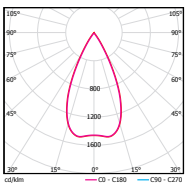

ER24F-25EL-530BWT

0º Aiming Angle

D(M)	LUX	W	L
1	3581	0.9	0.9
2	895	1.9	1.9
3	398	2.8	2.8
4	224	3.7	3.7

Light Distribution

ER25F

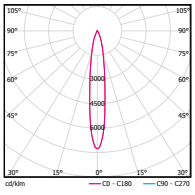

ER25F-40EL-130BWT

0° Aiming Angle

D(M)	LUX	W	L
1	26804	0.26	0.26
2	6701	0.52	0.52
3	2978	0.78	0.78
4	1675	1.04	1.04

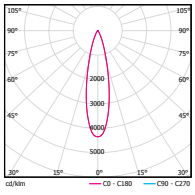

ER25F-40EL-230BWT

0° Aiming Angle

D(M)	LUX	W	L
1	15330	0.43	0.43
2	3833	0.86	0.86
3	1703	1.29	1.29
4	958	1.72	1.72

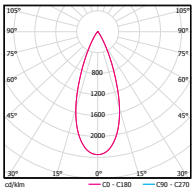

ER25F-40EL-330BWT

0° Aiming Angle

D(M)	LUX	W	L
1	8463	0.68	0.68
2	2116	1.36	1.36
3	940	2.04	2.04
4	529	2.72	2.72

LANNE PRO WALL WASHER



Body Material	*Extruded aluminum*
Optical System	*Patented LiteBrush® Wall Washer optical system*
Finish	*Environmentally safe powder coat*

LED Options

	ER25
LED Type	*COB*
CRI	*90*
LED Color Consistency	*3 SDCM*
LED Color	*2700K/3000K/4000K*
LED Lifetime	*>50,000h-L70 / B10-Ta25°C (LM-80/TM-21)*

Product Data

	ER25
LED Power	*32W/40W*
LED Lumen Output(3000K)	*3830lm/4500lm*
Cutout	*Ø145mm*
Ceiling Thickness	*1-45mm*
Finish Color	*White*
Net Weight	*2.16Kg*

Product Light Peformance(System Max Lumens @3000K)

Model / Beam		Wall Washer
ER25	**32**	*2580lm*
	40	*3044lm*

Model Number

Drawing	Model	Size	Comment	Power	Control Systems	Beam	CCT	Reflector	Finish
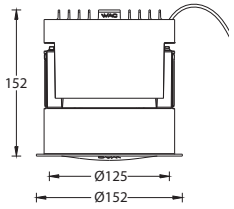	**ER2**	**5** *5"*	**F** *Frame*	**32** *32W* **40** *40W*	**EL** *ON-OFF 220V AC Power Supply* **DL** *0-10V Dimming 220V AC Power Supply*	**W** *Wall Washer*	**27** *2700K* **30** *3000K* **40** *4000K*	**B** *Black*	**WT** *White*

Example : ER25F-32EL-W30BWT

ER25F-32EL-W30BWT

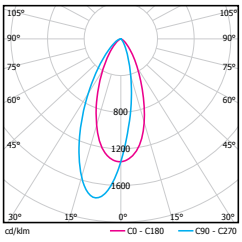

Specifications:

Wall height (m)	*6*
Offset from Wall (m)	*1*
Luminaire spacing (m)	*1*

H (m)	Surface illumination (lux)				
	below the luminaire	between the luminaire	below the luminaire	between the luminaire	below the luminaire
5.7	*100*	*95*	*101*	*95*	*101*
5.1	*286*	*275*	*290*	*275*	*286*
4.5	*401*	*404*	*408*	*405*	*403*
3.9	*389*	*401*	*400*	*403*	*391*
3.3	*319*	*330*	*331*	*331*	*321*
2.7	*197*	*259*	*261*	*260*	*250*
2.1	*193*	*203*	*205*	*204*	*195*
1.5	*154*	*163*	*165*	*164*	*156*
0.9	*130*	*138*	*140*	*139*	*133*
0.3	*120*	*128*	*130*	*129*	*123*

Specifications:

Wall height (m)	*6*
Offset from Wall (m)	*1.5*
Luminaire spacing (m)	*1.5*

H (m)	Surface illumination (lux)				
	below the luminaire	between the luminaire	below the luminaire	between the luminaire	below the luminaire
5.7	*38*	*36*	*38*	*36*	*38*
5.1	*95*	*91*	*96*	*91*	*95*
4.5	*148*	*143*	*150*	*143*	*146*
3.9	*183*	*183*	*186*	*183*	*184*
3.3	*190*	*195*	*194*	*195*	*191*
2.7	*179*	*185*	*184*	*185*	*180*
2.1	*160*	*165*	*165*	*166*	*161*
1.5	*141*	*146*	*148*	*146*	*143*
0.9	*126*	*133*	*133*	*133*	*128*
0.3	*118*	*123*	*125*	*124*	*119*



LANNE PRO ADJUSTABLE

LANNE PRO ADJUSTABLE is engineered with a precision downlight featuring meticulous attention to detail and structural design. The luminaire offers excellent optical performance and angle adjustment that are suitable for fine architectural lighting in public spaces with high ceilings.



Shanghai Tower
Shanghai

LANNE PRO ADJUSTABLE



Body Material	*Extruded aluminum*
Optical System	*Clear lens included + SUBROSA® optical system*
Finish	*Environmentally safe powder coat*
Adjustable Angle	*0°-355° horizontal rotation and -25°-25°vertical aiming tilt*
Cut Off Angle	*19° / 21° / 22°*

LED Options

	ER44	ER45	ER46
LED Type	*COB*	*COB*	*COB*
CRI	*90*	*90*	*90*
LED Color Consistency	*3 SDCM*	*3 SDCM*	*3 SDCM*
LED Color	*3000K/4000K*	*3000K/4000K*	*3000K/4000K*
LED Lifetime	*>50,000h-L70 / B10-Ta25℃ (LM-80/TM-21)*	*>50,000h-L70 / B10-Ta25℃ (LM-80/TM-21)*	*>50,000h-L70 / B10-Ta25℃ (LM-80/TM-21)*

Product Data

	ER44	ER45	ER46
LED Power	*13W*	*18W*	*33W*
LED Lumen Output(3000K)	*1560lm*	*2160lm*	*4180lm*
Cutout	*Ø116mm*	*Ø145mm*	*Ø175mm*
Ceiling Thickness	*1-50mm*	*1-50mm*	*1-50mm*
Finish Color	*White/Brushed Nickel*	*White/Brushed Nickel*	*White/Brushed Nickel*
Net Weight	*1.0Kg*	*1.2Kg*	*1.5Kg*

Product Light Peformance(System Max Lumens @3000K)

Model	Beam	13°	19°	20°	26°	30°	38°	40°	52°
ER44	**13**	*810lm*	*/*	*913lm*	*/*	*910lm*	*/*	*875lm*	*/*
ER45	**18**	*/*	*1642lm*	*/*	*1776lm*	*/*	*1809lm*	*/*	*1665lm*
ER46	**33**	*/*	*3548lm*	*/*	*3471lm*	*/*	*3686lm*	*/*	*3525lm*

Model Number

Drawing	Model	Size	Comment	Power	Control Systems	Beam	CCT	Reflector	Finish
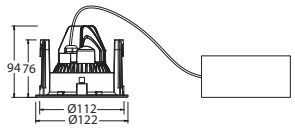	**ER4**	**4** *4"*	**A** *Adjustable*	**13** *13W*	**EL** *ON-OFF 220V AC Power Supply* **DL** *0-10V Dimming 220V AC Power Supply*	**1** *13°* **2** *20°* **3** *30°* **4** *40°*	**30** *3000K* **40** *4000K*	**S** *Specular* **B** *Black*	**WT** *White* **BN** *Brushed Nickel*

Example : ER44A-13EL-130BWT

Drawing	Model	Size	Comment	Power	Control Systems	Beam	CCT	Reflector	Finish
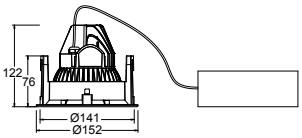	**ER4**	**5** *5"*	**A** *Adjustable*	**18** *18W*	**EL** *ON-OFF 220V AC Power Supply* **DL** *0-10V Dimming 220V AC Power Supply*	**1** *19°* **2** *26°* **3** *38°* **5** *52°*	**30** *3000K* **40** *4000K*	**S** *Specular* **B** *Black*	**WT** *White* **BN** *Brushed Nickel*

Example : ER45A-18EL-130BWT

Drawing	Model	Size	Comment	Power	Control Systems	Beam	CCT	Reflector	Finish
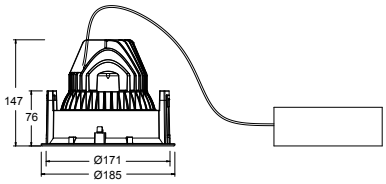	**ER4**	**6** *6"*	**A** *Adjustable*	**33** *33W*	**EL** *ON-OFF 220V AC Power Supply* **DL** *0-10V Dimming 220V AC Power Supply*	**1** *19°* **2** *26°* **3** *38°* **5** *52°*	**30** *3000K* **40** *4000K*	**S** *Specular* **B** *Black*	**WT** *White* **BN** *Brushed Nickel*

Example : ER46A-33EL-130BWT

Light Distribution

ER44A

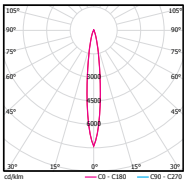

ER44A-13EL-130BWT

0º Aiming Angle

D(M)	LUX	W	L
1	5658	0.2	0.2
2	1415	0.5	0.5
3	629	0.7	0.7
4	354	0.9	0.9

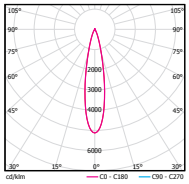

ER44A-13EL-230BWT

0º Aiming Angle

D(M)	LUX	W	L
1	4816	0.4	0.4
2	1204	0.7	0.7
3	535	1.1	1.1
4	301	1.5	1.5

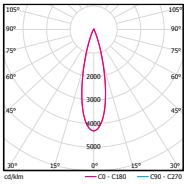

ER44A-13EL-330BWT

0º Aiming Angle

D(M)	LUX	W	L
1	4423	0.5	0.5
2	1106	0.9	0.9
3	491	1.4	1.4
4	276	1.8	1.8

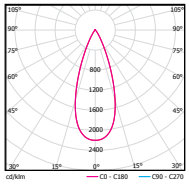

ER44A-13EL-430BWT

0º Aiming Angle

D(M)	LUX	W	L
1	2189	0.7	0.7
2	547	1.4	1.4
3	243	2.1	2.1
4	137	2.7	2.7

ER45A

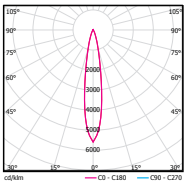

ER45A-18EL-130BWT

0º Aiming Angle

D(M)	LUX	W	L
1	8908	0.3	0.3
2	2227	0.6	0.6
3	990	0.9	0.9
4	557	1.2	1.2

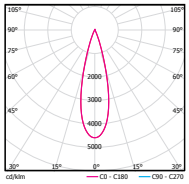

ER45A-18EL-230BWT

0º Aiming Angle

D(M)	LUX	W	L
1	8396	0.5	0.5
2	2099	1.0	1.0
3	933	1.5	1.5
4	525	1.9	1.9

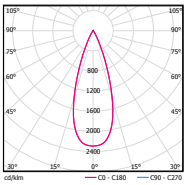

ER45A-18EL-330BWT

0º Aiming Angle

D(M)	LUX	W	L
1	4228	0.6	0.6
2	1057	1.3	1.3
3	470	1.9	1.9
4	264	2.5	2.5

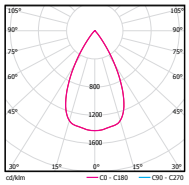

ER45A-18EL-530BWT

0º Aiming Angle

D(M)	LUX	W	L
1	2494	1.1	1.1
2	623	2.2	2.2
3	277	3.2	3.2
4	156	4.3	4.3

ER46A

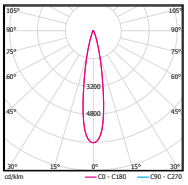

ER46A-33EL-130BWT

0º Aiming Angle

D(M)	LUX	W	L
1	24032	0.4	0.4
2	6008	0.7	0.7
3	2670	1.0	1.0
4	1502	1.4	1.4

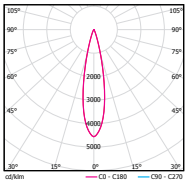

ER46A-33EL-230BWT

0º Aiming Angle

D(M)	LUX	W	L
1	17477	0.4	0.0
2	4369	0.8	0.8
3	1942	1.2	1.2
4	1092	1.6	1.6

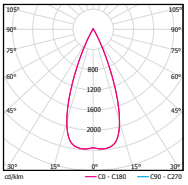

ER46A-33EL-330BWT

0º Aiming Angle

D(M)	LUX	W	L
1	9430	0.8	0.8
2	2357	1.5	1.5
3	1048	2.3	2.3
4	589	3.0	3.0

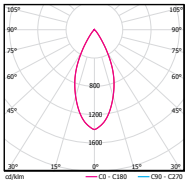

ER46A-33EL-530BWT

0º Aiming Angle

D(M)	LUX	W	L
1	4835	0.8	0.8
2	1208	1.7	1.7
3	537	2.5	2.5
4	302	3.3	3.3



SURFACE MOUNTED LUMINAIRES

SLANA 587

SLANA PRO FIXED 589
SLANA PRO FIXED AND ADJUSTABLE 593
SLANA LINEAR 597
SLANA SQUARE CEILING 603





Universal Beijing Resort
Beijing



SLANA

Precisely engineered with quality aluminum reflectors for a high performance optical design. SLANA LED Surface Mounted Downlights offer a 45° cut-off angle for optimal glare control, high efficacy and a Soft Beam Lens for even light distribution. The luminaires are constructed with an extruded aluminum housing and die-cast aluminum trims for long lasting durability. Ceiling and wall luminaires are IP65 rated for exterior and interior applications.



SLANA PRO FIXED



Body Material	*Extruded aluminum housing and die-cast aluminum trim*
Optical System	*Clear lens included + SUBROSA® optical system*
Finish	*Environmentally safe powder coat*

LED Options

	ES3N	ES3S	ES3M
LED Type	*COB*	*COB*	*COB*
CRI	*90*	*90*	*90*
LED Color Consistency	*3 SDCM*	*3 SDCM*	*3 SDCM*
LED Color	*3000K/4000K*	*3000K/4000K*	*3000K/4000K*
LED Lifetime	*>50,000h-L70 / B10-Ta25℃ (LM-80/TM-21)*	*>50,000h-L70 / B10-Ta25℃ (LM-80/TM-21)*	*>50,000h-L70 / B10-Ta25℃ (LM-80/TM-21)*

Product Data

	ES3N	ES3S	ES3M
LED Power	*25W(MAX)*	*33W(MAX)*	*43W(MAX)*
LED Lumen Output(3000K)	*3154lm*	*4416lm*	*5220lm*
Finish Color	*White*	*White*	*White*
Net Weight	*2.5Kg*	*3.5Kg*	*5.0Kg*

Product Light Peformance(System Max Lumens @3000K)

Model	Beam	15°	19°	26°	38°	52°
ES3N	**25**	/	*2383lm*	*2628lm*	*2604lm*	*2455lm*
ES3S	**33**	/	*3515lm*	*3446lm*	*3680lm*	*3450lm*
ES3M	**43**	*3400lm*	/	*4252lm*	*4349lm*	*4350lm*

Model Number

Drawing	Model	Comment	Power	Control Systems	Beam	CCT	Reflector	Finish
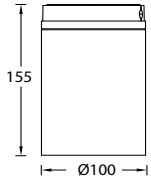	**ES3N**	**F** *Fixed*	**25** *25W(MAX)*	**EL** *ON-OFF 220V AC Power Supply* **DL** *0-10V Dimming 220V AC Power Supply*	**1** *19°* **2** *26°* **3** *38°* **5** *52°*	**30** *3000K* **40** *4000K*	**S** *Specular* **B** *Black*	**WT** *White*

Example : ES3NF-25EL-130BWT

Drawing	Model	Comment	Power	Control Systems	Beam	CCT	Reflector	Finish
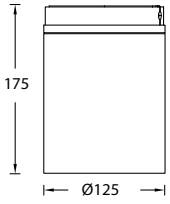	**ES3S**	**F** *Fixed*	**33** *33W(MAX)*	**EL** *ON-OFF 220V AC Power Supply* **DL** *0-10V Dimming 220V AC Power Supply*	**1** *19°* **2** *26°* **3** *38°* **5** *52°*	**30** *3000K* **40** *4000K*	**S** *Specular* **B** *Black*	**WT** *White*

Example : ES3SF-33EL-130BWT

Drawing	Model	Comment	Power	Control Systems	Beam	CCT	Reflector	Finish
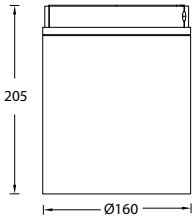	**ES3M**	**F** *Fixed*	**43** *43W(MAX)*	**EL** *ON-OFF 220V AC Power Supply* **DL** *0-10V Dimming 220V AC Power Supply*	**1** *15°* **2** *26°* **3** *38°* **5** *52°*	**30** *3000K* **40** *4000K*	**S** *Specular* **B** *Black*	**WT** *White*

Example : ES3MF-43EL-130BWT

Light Distribution

ES3NF

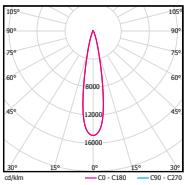

ES3NF-25DL-130SWT

0° Aiming Angle

D(M)	LUX	W	L
1	14911	0.3	0.3
2	3728	0.7	0.7
3	1657	1.0	1.0
4	932	1.3	1.3

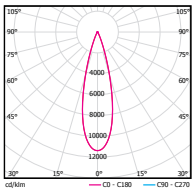

ES3NF-25DL-230SW

0° Aiming Angle

D(M)	LUX	W	L
1	11553	0.5	0.5
2	2888	0.9	0.9
3	1284	1.4	1.4
4	722	1.8	1.8

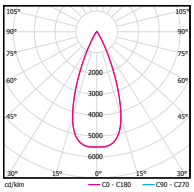

ES3NF-25DL-330SWT

0° Aiming Angle

D(M)	LUX	W	L
1	5563	0.7	0.7
2	1391	1.4	1.4
3	618	2.1	2.1
4	348	2.8	2.8

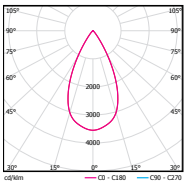

ES3NF-25DL-530SWT

0° Aiming Angle

D(M)	LUX	W	L
1	3549	1.0	1.0
2	887	2.0	2.0
3	394	2.9	2.9
4	222	3.9	3.9

ES3SF

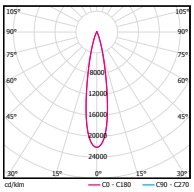

ES3SF-33DL-130SWT

0° Aiming Angle

D(M)	LUX	W	L
1	22512	0.3	0.3
2	5628	0.7	0.7
3	2501	1.0	1.0
4	1407	1.3	1.3

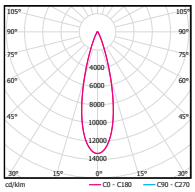

ES3SF-33DL-230SWT

0° Aiming Angle

D(M)	LUX	W	L
1	13821	0.5	0.5
2	3455	0.9	0.9
3	1536	1.4	1.4
4	864	1.8	1.8

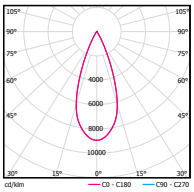

ES3SF-33DL-330SWT

0° Aiming Angle

D(M)	LUX	W	L
1	9211	0.7	0.7
2	2303	1.4	1.4
3	1023	2.1	2.1
4	576	2.8	2.8

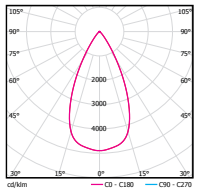

ES3SF-33DL-530SWT

0° Aiming Angle

D(M)	LUX	W	L
1	5126	1.0	1.0
2	1282	2.0	2.0
3	570	2.9	2.9
4	320	3.9	3.9

ES3MF

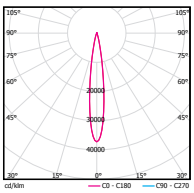

ES3MF-43DL-130SWT

0° Aiming Angle

D(M)	LUX	W	L
1	22512	0.3	0.3
2	5628	0.5	0.5
3	2501	0.8	0.8
4	1407	1.1	1.1

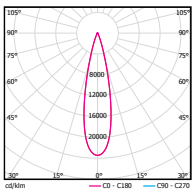

ES3MF-43DL-230SW

0° Aiming Angle

D(M)	LUX	W	L
1	13821	0.5	0.5
2	3455	0.9	0.9
3	1536	1.4	1.4
4	864	1.8	1.8

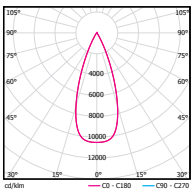

ES3MF-43DL-330SWT

0° Aiming Angle

D(M)	LUX	W	L
1	9211	0.7	0.7
2	2303	1.4	1.4
3	1023	2.1	2.1
4	576	2.8	2.8

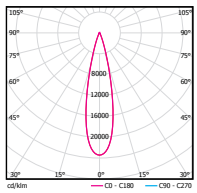

ES3MF-43DL-530SWT

0° Aiming Angle

D(M)	LUX	W	L
1	5126	1.0	1.0
2	1282	2.0	2.0
3	570	2.9	2.9
4	320	3.9	3.9



JW Marriott Marquis Hotel Shanghai Pudong
Shanghai

SLANA PRO FIXED AND ADJUSTABLE



Body Material	*Extruded aluminum housing and die-cast aluminum trim*
Optical System	*Clear lens included + SUBROSA® optical system*
Adjustable Angle	*0°-355° horizontal rotation and +/-25° vertical aiming tilt*
Finish	*Environmentally safe powder coat*

LED Options

	ES3N	ES3S	ES3M
LED Type	*COB*	*COB*	*COB*
CRI	*90*	*90*	*90*
LED Color Consistency	*3 SDCM*	*3 SDCM*	*3 SDCM*
LED Color	*3000K/4000K*	*3000K/4000K*	*3000K/4000K*
LED Lifetime	*>50,000h-L70 / B10-Ta25℃ (LM-80/TM-21)*	*>50,000h-L70 / B10-Ta25℃ (LM-80/TM-21)*	*>50,000h-L70 / B10-Ta25℃ (LM-80/TM-21)*

Product Data

	ES3N	ES3S	ES3M
LED Power	*13W(MAX)*	*18W(MAX)*	*33W(MAX)*
LED Lumen Output(3000K)	*1560lm*	*2160lm*	*4180lm*
Finish Color	*White*	*White*	*White*
Net Weight	*1.0Kg*	*1.6Kg*	*2.5Kg*

Product Light Peformance(System Max Lumens @3000K)

Model		Beam 13°	19°	20°	26°	30°	38°	40°	52°
ES3N	**13**	*799lm*	*/*	*906lm*	*/*	*911lm*	*/*	*856lm*	*/*
ES3S	**18**	*/*	*1599lm*	*/*	*1656lm*	*/*	*1699lm*	*/*	*1592lm*
ES3M	**33**	*/*	*3550lm*	*/*	*3498lm*	*/*	*3694lm*	*/*	*3329lm*

Model Number

Drawing	Model	Comment	Power	Control Systems	Beam	CCT	Reflector	Finish
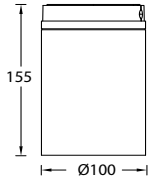	**ES3N**	**C** *Ceiling Mounted*	**13** *13W(MAX)*	**EL** *ON-OFF 220V AC Power Supply* **DL** *0-10V Dimming 220V AC Power Supply*	**1** *13°* **2** *20°* **3** *30°* **4** *40°*	**30** *3000K* **40** *4000K*	**S** *Specular* **B** *Black*	**WT** *White*

Example : ES3NC-13EL-130BWT

Drawing	Model	Comment	Power	Control Systems	Beam	CCT	Reflector	Finish
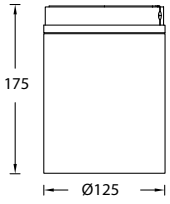	**ES3S**	**C** *Ceiling Mounted*	**18** *18W(MAX)*	**EL** *ON-OFF 220V AC Power Supply* **DL** *0-10V Dimming 220V AC Power Supply*	**1** *19°* **2** *26°* **3** *38°* **5** *52°*	**30** *3000K* **40** *4000K*	**S** *Specular* **B** *Black*	**WT** *White*

Example : ES3SC-18EL-130WT

Drawing	Model	Comment	Power	Control Systems	Beam	CCT	Reflector	Finish
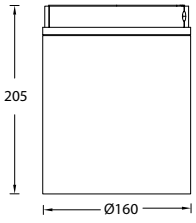	**ES3M**	**C** *Ceiling Mounted*	**33** *33W(MAX)*	**EL** *ON-OFF 220V AC Power Supply* **DL** *0-10V Dimming 220V AC Power Supply*	**1** *19°* **2** *26°* **3** *38°* **5** *52°*	**30** *3000K* **40** *4000K*	**S** *Specular* **B** *Black*	**WT** *White*

Example : ES3MC-433EL-130BWT

Light Distribution

ES3NC

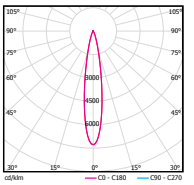

ES3NC-13EL-130SWT

0° Aiming Angle

D(M)	LUX	W	L
1	5831	0.2	0.2
2	1458	0.5	0.5
3	648	0.7	0.7
4	364	0.9	0.9

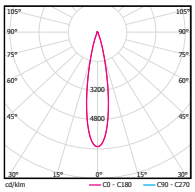

ES3NC-13EL-230SW

0° Aiming Angle

D(M)	LUX	W	L
1	5775	0.4	0.4
2	1444	0.7	0.7
3	642	1.1	1.1
4	361	1.4	1.4

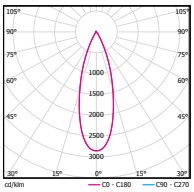

ES3NC-13EL-330SWT

0° Aiming Angle

D(M)	LUX	W	L
1	2620	0.5	0.5
2	655	1.1	1.1
3	291	1.6	1.6
4	164	2.1	2.1

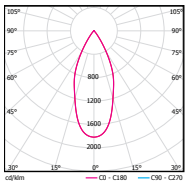

ES3NC-13EL-430SWT

0° Aiming Angle

D(M)	LUX	W	L
1	1548	0.7	0.7
2	387	1.5	1.5
3	172	2.2	2.2
4	97	2.9	2.9

ES3SC

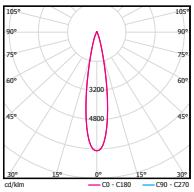

ES3SC-18EL-130BWT

0° Aiming Angle

D(M)	LUX	W	L
1	10554	0.3	0.3
2	2639	0.7	0.7
3	1173	1.0	1.0
4	660	1.3	1.3

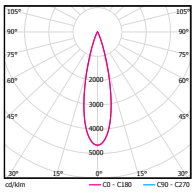

ES3SC-18EL-230BWT

0° Aiming Angle

D(M)	LUX	W	L
1	7876	0.5	0.5
2	1969	0.9	0.9
3	875	1.4	1.4
4	492	1.8	1.8

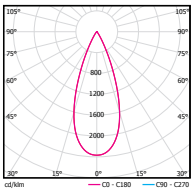

ES3SC-18EL-330BWT

0° Aiming Angle

D(M)	LUX	W	L
1	4017	0.7	0.7
2	1004	1.4	1.4
3	446	2.1	2.1
4	251	2.8	2.8

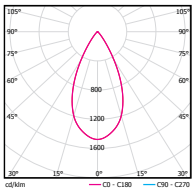

ES3SC-18EL-530BWT

0° Aiming Angle

D(M)	LUX	W	L
1	2334	1.0	1.0
2	584	2.0	2.0
3	259	2.9	2.9
4	146	3.9	3.9

ES3MC

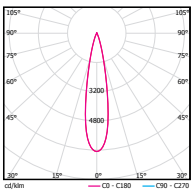

ES3MC-33EL-130BWT

0° Aiming Angle

D(M)	LUX	W	L
1	23092	0.3	0.3
2	5773	0.7	0.7
3	2566	1.0	1.0
4	1443	1.3	1.3

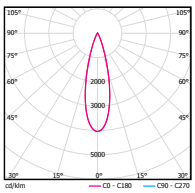

ES3MC-33EL-230SWT

0° Aiming Angle

D(M)	LUX	W	L
1	13929	0.5	0.5
2	3482	0.9	0.9
3	1548	1.4	1.4
4	871	1.8	1.8

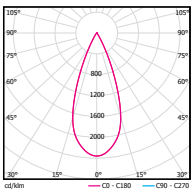

ES3MC-33EL-530SWT

0° Aiming Angle

D(M)	LUX	W	L
1	8700	0.7	0.7
2	2175	1.4	1.4
3	967	2.1	2.1
4	544	2.8	2.8

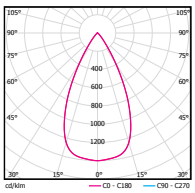

ES3MC-33EL-530SWT

0° Aiming Angle

D(M)	LUX	W	L
1	4680	1.0	1.0
2	1170	2.0	2.0
3	520	2.9	2.9
4	293	3.9	3.9



Chengdu East Railway Station
Chengdu, Sichuan Province

SLANA LINEAR



Body Material	*Extruded aluminum*
Optical System	*Clear lens included + SUBROSA® optical system*
Finish	*Environmentally safe powder coat*
Cut Off Angle	*35°*

LED Options

	ES301G	ES303G	ES305G
LED Type	*High Power LED*	*High Power LED*	*High Power LED*
CRI	*90*	*90*	*90*
LED Color Consistency	*3 SDCM*	*3 SDCM*	*3 SDCM*
LED Color	*3000K/4000K*	*3000K/4000K*	*3000K/4000K*
LED Lifetime	*>50,000h-L70 / B10-Ta25℃ (LM-80/TM-21)*	*>50,000h-L70 / B10-Ta25℃ (LM-80/TM-21)*	*>50,000h-L70 / B10-Ta25℃ (LM-80/TM-21)*

Product Data

	ES301G	ES303G	ES305G
LED Power	*08W(MAX)*	*16W(MAX)*	*32W(MAX)*
LEDs (Quantity)	*4*	*8*	*16*
LED Lumen Output(3000K)	*1000lm*	*2000lm*	*4000lm*
Finish Color	*White*	*White*	*White*
Net Weight	*0.55Kg*	*0.7Kg*	*1.2Kg*

Product Light Peformance(System Max Lumens @3000K)

Model		Beam 13°	26°	36°
ES301G	**08**	*505lm*	*465lm*	*437lm*
ES303G	**16**	*958lm*	*962lm*	*851lm*
ES305G	**32**	*1920lm*	*1871lm*	*1642lm*

Model Number

Drawing	Model	Power	Control Systems	Beam	CCT	Finish
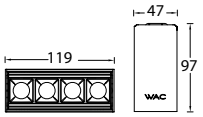	**ES301G**	**08** *08W(MAX)*	**EL** *ON-OFF* *220V AC Power Supply*	**1** *15°* **2** *26°* **3** *36°*	**30** *3000K* **40** *4000K*	**WT** *White*

Example : ES301G-08EL-130WT

Drawing	Model	Power	Control Systems	Beam	CCT	Finish
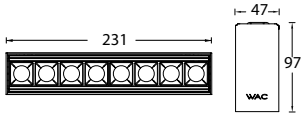	**ES303G**	**16** *16W(MAX)*	**EL** *ON-OFF* *220V AC Power Supply* **DL** *0-10V Dimming* *220V AC Power Supply*	**1** *15°* **2** *26°* **3** *36°*	**30** *3000K* **40** *4000K*	**WT** *White*

Example : ES303G-16EL-130WT

Drawing	Model	Power	Control Systems	Beam	CCT	Finish
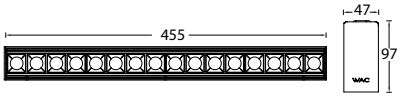	**ES305G**	**32** *32W(MAX)*	**EL** *ON-OFF* *220V AC Power Supply* **DL** *0-10V Dimming* *220V AC Power Supply*	**1** *15°* **2** *26°* **3** *36°*	**30** *3000K* **40** *4000K*	**WT** *White*

Example : ES305G-32EL-130WT

Light Distribution

ES301G

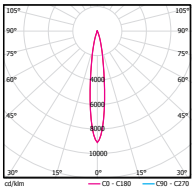

ES301G-08EL-130WT

0° Aiming Angle

D(M)	LUX	W	L
1	4585	0.3	0.3
2	1146	0.5	0.5
3	509	0.8	0.8
4	287	1.0	1.0

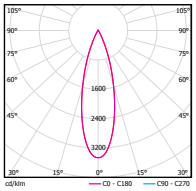

ES301G-08EL-230WT

0° Aiming Angle

D(M)	LUX	W	L
1	1608	0.5	0.5
2	402	1.0	1.0
3	179	1.6	1.6
4	101	2.1	2.1

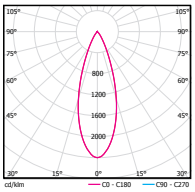

ES301G-08EL-330WT

0° Aiming Angle

D(M)	LUX	W	L
1	1048	0.6	0.6
2	262	1.2	1.2
3	116	1.8	1.8
4	66	2.4	2.4

ES303G

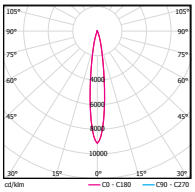

ES303G-16EL-130WT

0° Aiming Angle

D(M)	LUX	W	L
1	8748	0.3	0.3
2	2187	0.5	0.5
3	972	0.8	0.8
4	547	1.0	1.0

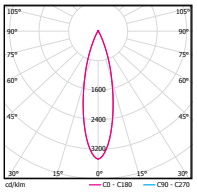

ES303G-16EL-230WT

0° Aiming Angle

D(M)	LUX	W	L
1	3340	0.5	0.5
2	835	0.9	0.9
3	371	1.4	1.4
4	209	1.9	1.9

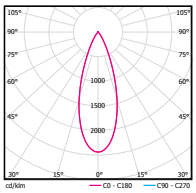

ES303G-16EL-330WT

0° Aiming Angle

D(M)	LUX	W	L
1	2075	0.6	0.6
2	519	1.3	1.3
3	231	1.9	1.9
4	130	2.5	2.5

ES305G

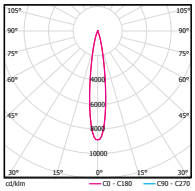

ES305G-32EL-130WT

0° Aiming Angle

D(M)	LUX	W	L
1	17045	0.3	0.3
2	4261	0.6	0.6
3	1894	0.9	0.9
4	1065	1.2	1.2

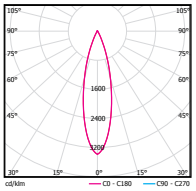

ES305G-32EL-230WT

0° Aiming Angle

D(M)	LUX	W	L
1	6339	0.5	0.5
2	1585	0.9	0.9
3	704	1.4	1.4
4	396	1.8	1.8

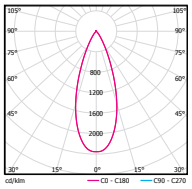

ES305G-32EL-330WT

0° Aiming Angle

D(M)	LUX	W	L
1	3864	0.7	0.7
2	966	1.3	1.3
3	429	2.0	2.0
4	242	2.7	2.7



Chengdu Science Fiction Museum
Chengdu, Sichuan Province

SLANA LINEAR



Body Material	*Extruded aluminum*
Optical System	*Anti-glare Panel*
Finish	*Environmentally safe powder coat*

LED Options

	ES510	ES520	ES530
LED Type	*SMD*	*SMD*	*SMD*
CRI	*90*	*90*	*90*
LED Color Consistency	*3 SDCM*	*3 SDCM*	*3 SDCM*
LED Color	*2700K/3000K/4000K*	*2700K/3000K/4000K*	*2700K/3000K/4000K*
LED Lifetime	*>50,000h-L70 / B10-Ta25℃ (LM-80/TM-21)*	*>50,000h-L70 / B10-Ta25℃ (LM-80/TM-21)*	*>50,000h-L70 / B10-Ta25℃ (LM-80/TM-21)*

Product Data

	ES510	ES520	ES530
LED Power	*35W(MAX)*	*70W(MAX)*	*105W(MAX)*
LEDs (Quantity)	*288*	*576*	*864*
LED Lumen Output(3000K)	*4250lm*	*8500lm*	*12750lm*
Finish Color	*White*	*White*	*White*
Net Weight	*2.2 Kg*	*4.4Kg*	*6.6Kg*

Product Light Peformance(System Max Lumens @3000K)

Model / Beam		PC cover	PC embossed cover
ES510	**035**	*3095lm*	*3141lm*
ES520	**070**	*6190lm*	*6282lm*
ES530	**105**	*9285lm*	*9423lm*

Model Number

Drawing	Model	Comment	Power	Control Systems	Beam	CCT	Finish
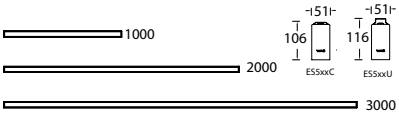	**ES510**	**C** *Ceiling Mounted* **U** *U-Shape Bracket*	**035** *35W(MAX)*	**EL** *ON-OFF 220V AC Power Supply* **DL** *0-10V Dimming 220V AC Power Supply*	**P** *PC cover* **Y** *PC embossed cover*	**27** *2700K* **30** *3000K* **40** *4000K*	**WT** *White*
	ES520	**C** *Ceiling Mounted* **U** *U-Shape Bracket*	**070** *70W(MAX)*	**EL** *ON-OFF 220V AC Power Supply* **DL** *0-10V Dimming 220V AC Power Supply*	**P** *PC cover* **Y** *PC embossed cover*	**27** *2700K* **30** *3000K* **40** *4000K*	**WT** *White*
	ES530	**C** *Ceiling Mounted* **U** *U-Shape Bracket*	**105** *105W(MAX)*	**EL** *ON-OFF 220V AC Power Supply* **DL** *0-10V Dimming 220V AC Power Supply*	**P** *PC cover* **Y** *PC embossed cover*	**27** *2700K* **30** *3000K* **40** *4000K*	**WT** *White*

Example : ES510C-035EL-P27BK

Light Distribution

ES510

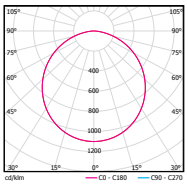

ES510C-035EL-P30BK

0º Aiming Angle

D(M)	LUX	W	L
1	1105	2.9	2.9
2	276	5.8	5.8
3	123	8.7	8.7
4	69	11.6	11.6

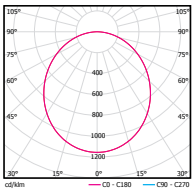

ES510C-035EL-Y30BK

0º Aiming Angle

D(M)	LUX	W	L
1	1160	2.6	2.6
2	290	5.2	5.2
3	129	7.8	7.8
4	73	10.4	10.4

SLANA SQUARE CEILING



Body Material	*Extruded aluminum housing and die-cast aluminum trim*
Optical System	*Unique high efficiency and low glare TIR lens*
Finish	*Environmentally safe powder coat*

LED Options

	ES2S	ES2M
LED Type	*COB*	*COB*
CRI	*90*	*90*
LED Color Consistency	*3 SDCM*	*3 SDCM*
LED Color	*3000K/4000K*	*3000K/4000K*
LED Lifetime	*>50,000h-L70 / B10-Ta25℃ (LM-80/TM-21)*	*>50,000h-L70 / B10-Ta25℃ (LM-80/TM-21)*

Product Data

	ES2S	ES2M
LED Power	*25W(MAX)*	*32W(MAX)*
LED Lumen Output(3000K)	*2540lm*	*4571lm*
Finish Color	*White/Black*	*White/Black*
Net Weight	*1.6Kg*	*2.5Kg*

Product Light Peformance(System Max Lumens @3000K)

Model	Beam	16°	21°	30°	33°	40°
ES2S	**27**	*2096lm*	*2251lm*	*/*	*2126lm*	*/*
ES2M	**36**	*2741lm*	*/*	*2706lm*	*/*	*2783lm*

Model Number

Drawing	Model	Comment	Power	Control Systems	Beam	CCT	Finish
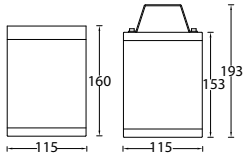	**ES2S**	**C** *Ceiling Mounted* **U** *U-Shape Bracket*	**27** *25W(MAX)*	**EL** *ON-OFF 220V AC Power Supply* **DL** *0-10V Dimming 220V AC Power Supply*	**1** *16°* **2** *21°* **3** *33°*	**30** *3000K* **40** *4000K*	**WT** *White* **BK** *Black*

Example : ES2SU-27EL-130WT

Drawing	Model	Comment	Power	Control Systems	Beam	CCT	Finish
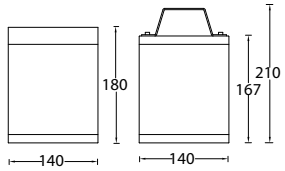	**ES2M**	**C** *Ceiling Mounted* **U** *U-Shape Bracket*	**36** *32W(MAX)*	**EL** *ON-OFF 220V AC Power Supply* **DL** *0-10V Dimming 220V AC Power Supply*	**1** *16°* **2** *30°* **4** *40°*	**30** *3000K* **40** *4000K*	**WT** *White* **BK** *Black*

Example : ES2MU-36EL-130WT

Light Distribution

ES2S

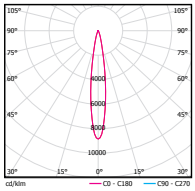

ES2SC-27EL-130WT

0° Aiming Angle

D(M)	LUX	W	L
1	18572	0.3	0.3
2	4632	0.5	0.5
3	2059	0.8	0.8
4	1158	1.1	1.1

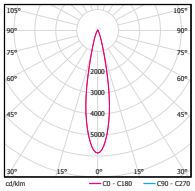

ES2SC-27EL-230WT

0° Aiming Angle

D(M)	LUX	W	L
1	13187	0.4	0.4
2	3297	0.7	0.7
3	1465	1.1	1.1
4	824	1.5	1.5

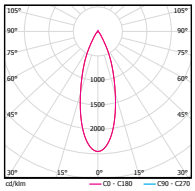

ES2SC-27EL-330WT

0° Aiming Angle

D(M)	LUX	W	L
1	5277	0.6	0.6
2	1319	1.2	1.2
3	586	1.8	1.8
4	330	2.3	2.3

ES2M

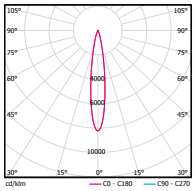

ES2MC-36EL-130WT

0° Aiming Angle

D(M)	LUX	W	L
1	22586	0.3	0.3
2	5647	0.6	0.6
3	2510	0.8	0.8
4	1412	1.1	1.1

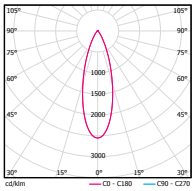

ES2MC-36EL-230WT

0° Aiming Angle

D(M)	LUX	W	L
1	6908	0.6	0.6
2	1727	1.1	1.1
3	768	1.7	1.7
4	432	2.3	2.3

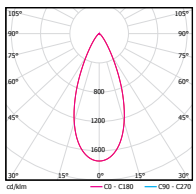

ES2MC-36EL-430WT

0° Aiming Angle

D(M)	LUX	W	L
1	4851	0.8	0.8
2	1213	1.6	1.6
3	539	2.4	2.4
4	303	3.1	3.1

WALL MOUNTED LUMINAIRES

SLANA 607

SLANA ROUND SINGLE 609
SLANA LINEAR CEILING WASH 611
SHINE PRO CEILING WASH 613

TOWER 615

MUSHROOM 617





Gourmet Island, Luxelakes Eco-City, Chengdu
Chendu, Sichuan Province



SLANA

Powerful and compact, the SLANA Wall Mounts provide robust energy efficient LED illumination. Cleanly finished with no visible hardware, the sleek low profile luminaires allow for placement versatility. Ideal for interior and exterior environments. Single and double light styles available.



Universal Beijing Resort
Beijing

SLANA ROUND SINGLE



Body Material	*Extruded aluminum housing and die-cast aluminum trim*
Optical System	*Unique high efficiency and low glare TIR lens*
Finish	*Environmentally safe powder coat*

LED Options

	EW1T	EW1N	EW1S	EW1M
LED Type	*COB*	*COB*	*COB*	*COB*
CRI	*90*	*90*	*90*	*90*
LED Color Consistency	*3 SDCM*	*3 SDCM*	*3 SDCM*	*3 SDCM*
LED Color	*3000K/4000K*	*3000K/4000K*	*3000K/4000K*	*3000K/4000K*
LED Lifetime	*>50,000h-L70 / B10-Ta25℃ (LM-80/TM-21)*	*>50,000h-L70 / B10-Ta25℃ (LM-80/TM-21)*	*>50,000h-L70 / B10-Ta25℃ (LM-80/TM-21)*	*>50,000h-L70 / B10-Ta25℃ (LM-80/TM-21)*

Product Data

	EW1T	EW1N	EW1S	EW1M
LED Power	*18W(MAX)*	*13W(MAX)*	*25W(MAX)*	*32W(MAX)*
LED Lumen Output(3000K)	*1890lm*	*1649lm*	*2540lm*	*4571lm*
Finish Color	*White/Black*	*White/Black*	*White/Black*	*White/Black*
Net Weight	*1.0Kg*	*1.3Kg*	*2.0Kg*	*2.7Kg*

Product Light Peformance(System Max Lumens @3000K)

Model	Beam	16°	21°	25°	30°	35°	40°	Away from the wall	Towards the wall
EW1T	**18**	*1635lm*	*/*	*1521lm*	*/*	*1534lm*	*/*	*/*	*/*
EW1N	**16**	*749lm*	*/*	*1068lm*	*/*	*1171lm*	*/*	*878lm*	*878lm*
EW1S	**27**	*2096lm*	*2251lm*	*/*	*/*	*2126lm*	*/*	*2253lm*	*2253lm*
EW1M	**36**	*2741lm*	*/*	*/*	*2705lm*	*/*	*2783lm*	*3163lm*	*3163lm*

Model Number

Drawing	Model	Comment	Power	Control Systems	Beam	CCT	Finish
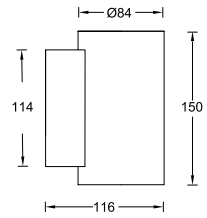	**EW1T**	**S** *Single Directional*	**18** *18W(MAX)*	**EL** *ON-OFF 220V AC Power Supply* **DL** *0-10V Dimming 220V AC Power Supply*	**1** *16°* **2** *25°* **3** *35°*	**30** *3000K* **40** *4000K*	**WT** *White* **BK** *Black*

Example : EW1TS-18EL-130BK

Drawing	Model	Comment	Power	Control Systems	Beam	CCT	Finish
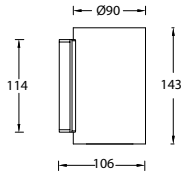	**EW1N**	**S** *Single Directional*	**16** *13W(MAX)*	**EL** *ON-OFF 220V AC Power Supply* **DL** *0-10V Dimming 220V AC Power Supply*	**1** *16°* **2** *25°* **3** *35°* **A** *Away from the wall* **T** *Towards the wall*	**30** *3000K* **40** *4000K*	**WT** *White* **BK** *Black*

Example : EW1NS-16EL-130WT

Drawing	Model	Comment	Power	Control Systems	Beam	CCT	Finish
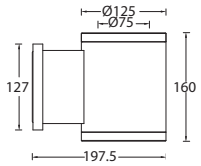	**EW1S**	**S** *Single Directional*	**27** *25W(MAX)*	**EL** *ON-OFF 220V AC Power Supply* **DL** *0-10V Dimming 220V AC Power Supply*	**1** *16°* **2** *21°* **3** *33°* **A** *Away from the wall* **T** *Towards the wall*	**30** *3000K* **40** *4000K*	**WT** *White* **BK** *Black*

Example : EW1SS-27EL-130WT

Drawing	Model	Comment	Power	Control Systems	Beam	CCT	Finish
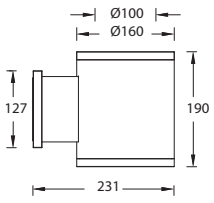	**EW1M**	**S** *Single Directional*	**36** *32W(MAX)*	**EL** *ON-OFF 220V AC Power Supply* **DL** *0-10V Dimming 220V AC Power Supply*	**1** *16°* **2** *30°* **4** *40°* **A** *Away from the wall* **T** *Towards the wall*	**30** *3000K* **40** *4000K*	**WT** *White* **BK** *Black*

Example : EW1MS-36EL-130WT

SLANA LINEAR CEILING WASH



Body Material	*Extruded aluminum housing and die-cast aluminum trim*
Optical System	*Reflector*
Adjustable Angle	*Vertically +/-15°*
Finish	*Environmentally safe powder coat*

LED Options

	EW403C	EW405C	EW410C
LED Type	*SMD*	*SMD*	*SMD*
CRI	*90*	*90*	*90*
LED Color Consistency	*3 SDCM*	*3 SDCM*	*3 SDCM*
LED Color	*2700K/3000K/3500K/ 4000K/5000K*	*2700K/3000K/3500K/ 4000K/5000K*	*2700K/3000K/3500K/ 4000K/5000K*
LED Lifetime	*>50,000h-L70 / B10- Ta25℃ (LM-80/TM-21)*	*>50,000h-L70 / B10- Ta25℃ (LM-80/TM-21)*	*>50,000h-L70 / B10- Ta25℃ (LM-80/TM-21)*

Product Data

	EW403C	EW405C	EW410C
LED Power	*11W(MAX)*	*24W(MAX)*	*48W(MAX)*
LEDs (Quantity)	*14*	*24*	*48*
LED Lumen Output(3000K)	*1528lm*	*2520lm*	*5040lm*
Finish Color	*White/Black*	*White/Black*	*White/Black*
Net Weight	*1.1Kg*	*1.65Kg*	*3.3 Kg*

Product Light Peformance(System Max Lumens @3000K)

Model	Beam	Wall Washer 1:5	Wall Washer 1:3
EW403C	**11**	*709lm*	*704lm*
EW405C	**24**	*1419lm*	*1408lm*
EW410C	**48**	*2837lm*	*2816lm*

Model Number

Drawing	Model	Control Systems	Beam	CCT	Finish
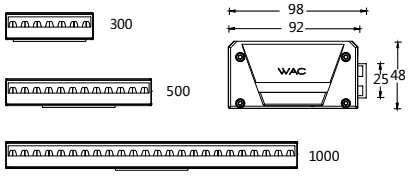	**EW403C-11**	**EL** *ON-OFF 220V AC Power Supply* **DL** *0-10V Dimming 220V AC Power Supply*	**U** *Wall Washer 1:5* **W** *Wall Washer 1:3*	**27** *2700K* **30** *3000K* **35** *3500K* **40** *4000K* **50** *5000K*	**WT** *White* **BK** *Black*
	EW405C-24	**EL** *ON-OFF 220V AC Power Supply* **DL** *0-10V Dimming 220V AC Power Supply*	**U** *Wall Washer 1:5* **W** *Wall Washer 1:3*	**27** *2700K* **30** *3000K* **35** *3500K* **40** *4000K* **50** *5000K*	**WT** *White* **BK** *Black*
	EW410C-48	**EL** *ON-OFF 220V AC Power Supply* **DL** *0-10V Dimming 220V AC Power Supply*	**U** *Wall Washer 1:5* **W** *Wall Washer 1:3*	**27** *2700K* **30** *3000K* **35** *3500K* **40** *4000K* **50** *5000K*	**WT** *White* **BK** *Black*

Example : EW403C-11EL-U27WT

Light Distribution

EW410C-48EL-W30WT

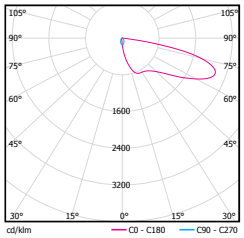

Specifications:
Wall height (m): 3
Offset from wall (m): 1.5
Luminaire spacing (m): 2.55

H(m)	Surface illumination(lux)				
	below the luminaire	below the luminaire	below the luminaire	below the luminaire	below the luminaire
0.3	*24*	*24*	*24*	*8124*	*23*
0.6	*88*	*82*	*93*	*81*	*90*
0.9	*301*	*264*	*290*	*265*	*282*
1.2	*408*	*368*	*405*	*371*	*404*
1.5	*339*	*330*	*355*	*334*	*358*
1.8	*258*	*249*	*260*	*254*	*262*
2.1	*188*	*182*	*193*	*185*	*185*
2.4	*139*	*139*	*141*	*135*	*139*
2.7	*103*	*107*	*108*	*110*	*106*
3	*93*	*94*	*94*	*92*	*95*

Specifications:
Wall height (m): 3
Offset from wall (m): 1
Luminaire spacing (m):1.7

H(m)	Surface illumination(lux)				
	below the luminaire	below the luminaire	below the luminaire	below the luminaire	below the luminaire
0.3	*67*	*62*	*69*	*56*	*64*
0.6	*386*	*285*	*376*	*287*	*375*
0.9	*719*	*565*	*714*	*559*	*720*
1.2	*577*	*489*	*582*	*483*	*575*
1.5	*355*	*319*	*361*	*318*	*350*
1.8	*221*	*212*	*226*	*211*	*225*
2.1	*152*	*146*	*147*	*148*	*147*
2.4	*102*	*105*	*107*	*107*	*103*
2.7	*78*	*78*	*79*	*79*	*77*
3	*68*	*69*	*70*	*66*	*67*

EW410C-48EL-U30WT

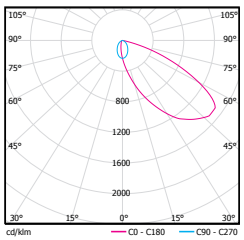

Specifications:
Wall height (m): 5
Offset from wall (m): 1.5
Luminaire spacing (m): 2.25

H(m)	Surface illumination(lux)				
	below the luminaire	below the luminaire	below the luminaire	below the luminaire	below the luminaire
0.5	*101*	*89*	*110*	*88*	*104*
1	*498*	*334*	*485*	*332*	*480*
1.5	*669*	*506*	*668*	*505*	*658*
2	*480*	*450*	*501*	*459*	*488*
2.5	*340*	*335*	*344*	*337*	*334*
3	*245*	*246*	*249*	*243*	*239*
3.5	*181*	*187*	*189*	*185*	*182*
4	*149*	*151*	*147*	*148*	*154*
4.5	*117*	*119*	*122*	*118*	*115*
5	*104*	*105*	*111*	*105*	*102*

Specifications:
Wall height (m): 5
Offset from wall (m): 1
Luminaire spacing (m): 1.5

H(m)	Surface illumination(lux)				
	below the luminaire	below the luminaire	below the luminaire	below the luminaire	below the luminaire
0.5	*346*	*241*	*358*	*233*	*380*
1	*1029*	*677*	*1047*	*663*	*1050*
1.5	*887*	*719*	*894*	*715*	*904*
2	*514*	*495*	*521*	*500*	*520*
2.5	*314*	*327*	*328*	*325*	*330*
3	*231*	*224*	*223*	*230*	*231*
3.5	*169*	*164*	*163*	*168*	*161*
4	*125*	*122*	*124*	*122*	*120*
4.5	*94*	*94*	*95*	*91*	*94*
5	*84*	*78*	*84*	*81*	*82*

SHINE PRO CEILING WASH



Body Material	*Extruded aluminum housing and die-cast aluminum trim*
Optical System	*Reflector*
Adjustable Angle	*Vertically +/-15°*
Finish	*Environmentally safe powder coat*

LED Options

	EW3
LED Type	*COB*
CRI	*90*
LED Color Consistency	*3 SDCM*
LED Color	*2700K/3000K/3500K/4000K/5000K*
LED Lifetime	*>50,000h-L70 / B10-Ta25℃ (LM-80/TM-21)*

Product Data

	EW3
LED Power	*40W(MAX)*
LED Lumen Output(3000K)	*3864lm*
Finish Color	*White/Black*
Net Weight	*2.6Kg*

Product Light Peformance(System Max Lumens @3000K)

Model \ Beam		Wall Washer 1:5	Wall Washer 1:3
EW3C	**40**	*2609lm*	*2019lm*

Model Number

Drawing	Model	Comment	Power	Control Systems	Beam	CCT	Finish
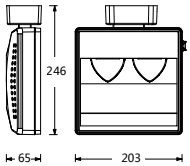	**EW3**	**C** *Ceiling Wash*	**40** *40W(MAX)*	**EL** *ON-OFF 220V AC Power Supply* **DL** *0-10V Dimming 220V AC Power Supply*	**U** *Wall Washer 1:3* **W** *Wall Washer 1:4.5*	**27** *2700K* **30** *3000K* **35** *3500K* **40** *4000K* **50** *5000K*	**WT** *White* **BK** *Black*

Example : EW3C-40EL-U27BK

Light Distribution

EW3C-40EL-W30BK

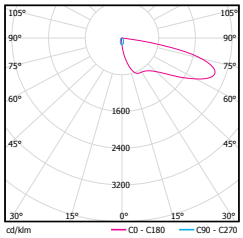

Specifications:

Wall height (m): 3

Offset from wall (m): 1.5

Luminaire spacing (m): 6.75

H(m)	Surface illumination(lux)				
	below the luminaire	below the luminaire	below the luminaire	below the luminaire	below the luminaire
0.3	*78*	*27*	*80*	*27*	*82*
0.6	*84*	*34*	*87*	*34*	*86*
0.9	*92*	*44*	*100*	*44*	*95*
1.2	*92*	*48*	*99*	*49*	*97*
1.5	*88*	*51*	*92*	*51*	*91*
1.8	*87*	*50*	*85*	*50*	*87*
2.1	*81*	*47*	*80*	*46*	*80*
2.4	*71*	*42*	*73*	*42*	*72*
2.7	*64*	*36*	*64*	*37*	*62*
3	*60*	*32*	*59*	*34*	*56*

Specifications:

Wall height (m): 3

Offset from wall (m): 1

Luminaire spacing (m): 4.5

H(m)	Surface illumination(lux)				
	below the luminaire	below the luminaire	below the luminaire	below the luminaire	below the luminaire
0.3	*193*	*62*	*191*	*59*	*185*
0.6	*211*	*87*	*219*	*86*	*221*
0.9	*210*	*101*	*225*	*103*	*225*
1.2	*209*	*105*	*205*	*104*	*206*
1.5	*176*	*94*	*183*	*92*	*182*
1.8	*155*	*78*	*152*	*77*	*145*
2.1	*111*	*61*	*108*	*62*	*110*
2.4	*71*	*45*	*71*	*46*	*72*
2.7	*41*	*32*	*41*	*32*	*41*
3	*31*	*27*	*31*	*27*	*23*

EW3C-40EL-U30BK

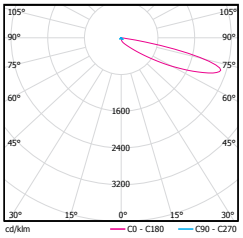

Specifications:

Wall height (m): 5

Offset from wall (m): 1

Luminaire spacing (m): 3

H(m)	Surface illumination(lux)				
	below the luminaire	below the luminaire	below the luminaire	below the luminaire	below the luminaire
0.5	*92*	*58*	*90*	*64*	*96*
1	*145*	*98*	*148*	*99*	*151*
1.5	*174*	*99*	*192*	*96*	*187*
2	*186*	*82*	*194*	*83*	*191*
2.5	*141*	*62*	*146*	*63*	*152*
3	*91*	*45*	*94*	*43*	*93*
3.5	*54*	*29*	*54*	*32*	*55*
4	*30*	*19*	*30*	*20*	*29*
4.5	*15*	*13*	*16*	*13*	*15*
5	*12*	*10*	*12*	*11*	*12*

Specifications:

Wall height (m): 5

Offset from wall (m): 1.5

Luminaire spacing (m): 4.5

H(m)	Surface illumination(lux)				
	below the luminaire	below the luminaire	below the luminaire	below the luminaire	below the luminaire
0.5	*34*	*26*	*35*	*26*	*36*
1	*58*	*43*	*57*	*42*	*58*
1.5	*69*	*49*	*71*	*49*	*70*
2	*83*	*46*	*83*	*46*	*84*
2.5	*89*	*41*	*91*	*41*	*91*
3	*81*	*35*	*83*	*34*	*83*
3.5	*66*	*29*	*69*	*29*	*70*
4	*52*	*22*	*51*	*24*	*52*
4.5	*38*	*19*	*39*	*19*	*38*
5	*30*	*15*	*29*	*16*	*29*

TOWER



Body Material	*Highly durable extruded aluminum*
Optical System	*Frosted tempered glass*
Finish	*Environmentally safe powder coat*
Accessories/Brackets	*Stainless steel mounting base*

LED Options

	EWA602
LED Type	*SMD*
CRI	*90*
LED Color Consistency	*3 SDCM*
LED Color	*2700K/3000K/4000K*
LED Lifetime	*>50,000h-L70 / B10-Ta25℃ (LM-80/TM-21)*

Product Data

	EWA602
LED Power	*10W(MAX)*
LEDs (Quantity)	*25*
LED Lumen Output(3000K)	*1248lm*
Finish Color	*Bronze/Black*
Net Weight	*2.3Kg*

Product Light Peformance(System Max Lumens @3000K)

Model \ Beam		Circle
EWA602	**10**	*570lm*

Model Number

Drawing	Model	Control Systems	Beam	Module	CCT	Finish
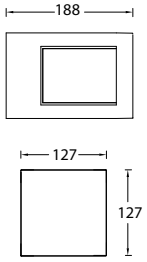	**EWA602-10**	**EL** *ON-OFF 220V AC Power Supply*	**C** *Circle*	**D** *Optical Module D*	**27** *2700K* **30** *3000K* **40** *4000K*	**BK** *Black* **BZ** *Bronze*

Example : EWA602-10EL-CD30BZ

Light Distribution

EWA602-10EL-CD30BZ

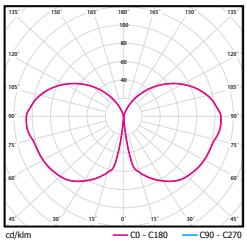

MUSHROOM



Body Material	*Extruded aluminum profile, stainless steel base and die-cast aluminum trim*
Optical System	*PMMA Lens*
Finish	*Environmentally safe powder coat*
Adjustable Angle:	*0°-360° horizontal rotation(EWM202-05)*

LED Options

	EWM102	EWM202
LED Type	*SMD*	*SMD*
CRI	*80*	*80*
LED Color Consistency	*3 SDCM*	*3 SDCM*
LED Color	*2700K/3000K/4000K*	*2700K/3000K/4000K*
LED Lifetime	*>50,000h-L70 / B10-Ta25℃ (LM-80/TM-21)*	*>50,000h-L70 / B10-Ta25℃ (LM-80/TM-21)*

Product Data

	EWM102	EWM202
LED Power	*8W(MAX)*	*5W(MAX)*
LEDs (Quantity)	*20*	*60*
LED Lumen Output(3000K)	*840lm*	*694lm*
Finish Color	*Black*	*White/Black/Bronze*
Net Weight	*1.7Kg*	*0.63Kg*

Product Light Peformance(System Max Lumens @3000K)

Model	Beam	Circle
EWM102	**08**	*527lm*
EWM202	**05**	*352lm*

Model Number

Drawing	Model	Control Systems	Beam	Module	CCT	Finish
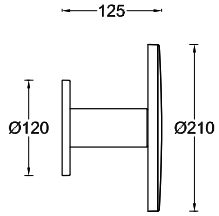	**EWM102-08**	**EL** *ON-OFF* *220V AC Power Supply*	**C** *Circle*	**C** *Optical Module C*	**27** *2700K* **30** *3000K* **40** *4000K*	**BK** *Black*

Example : EWM102-08EL-CC30BK

Drawing	Model	Control Systems	Beam	Module	CCT	Finish
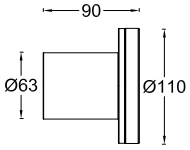	**EWM202-05**	**EL** *ON-OFF* *220V AC Power Supply* **MT** *DMX512 Dimming* *24V DC Power Supply*	**C** *Circle*	**C** *Optical Module C*	**27** *2700K* **30** *3000K* **40** *4000K*	**WT** *White* **BK** *Black* **BZ** *Bronze*

Example : EWM202-05MT-CC40WT

Light Distribution

EWM102-08EL-CC30BK

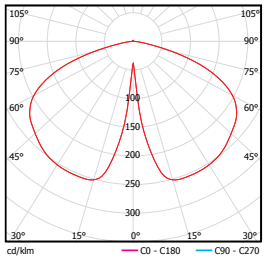

EWM202-05EL-CC30WT

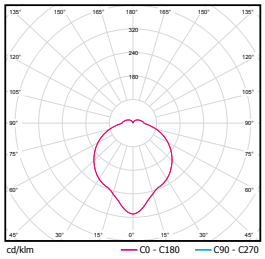

INVISILED® EXTERIOR

INVISILED® NEON 621

INVISILED® NEON VERTICAL 623
INVISILED® NEON HORIZONTAL 625
INVISILED® NEON 3D BENDING 629

INVISILED® TAPE LIGHT 631

INVISILED® OUTDOOR DMX 631
INVISILED® E 633
INVISILED® 12V 635





China National Convention Center Phase II
Beijing



INVISILED® NEON

Our flexible InvisiLED features a silicone tape light to illuminate decks, patios, entryways and other exteriors. Nearly invisible and easy to install, InvisiLED delivers customized lighting solutions for accent and cove lighting applications. Static white and RGBW models are available.



CITIC Pacific Plaza
Shanghai

INVISILED® NEON VERTICAL



Body Material	*Flexible silicone cased tape light*
Finish	*High quality extruded silicone casing*
Accessories/Brackets	*Clips and channels*

LED Options

	FLSV-A	FLSV-B	FLSV-C
LED Type	*SMD*	*SMD*	*SMD*
CRI	*90*	*90*	*90*
LED Color Consistency	*3 SDCM*	*3 SDCM*	*3 SDCM*
LED Color	*2700K/3000K/3500K/ 4000K/5000K*	*2700K/3000K/3500K/ 4000K/5000K/RGBW*	*2700K/3000K/3500K/ 4000K/5000K/RGBW*
LED Lifetime	*>36,000h-L70 /B10-Ta25℃ (LM-80/TM-21)*	*>36,000h-L70 /B10-Ta25℃ (LM-80/TM-21)*	*>36,000h-L70 /B10-Ta25℃ (LM-80/TM-21)*

Product Data

	FLSV-A	FLSV-B	FLSV-C
LED Power	*6W/m/10W/m*	*14W/m/18W/m*	*14W/m/18W/m*
LED Lumen Output(3000K)	*690lm/1150lm*	*1610lm/2070lm*	*1610lm/2070lm*
Minimum bending radius	*60mm*	*60mm*	*60mm*
Finish Color	*White*	*White*	*White*
Net Weight	*0.3Kg/m*	*0.6Kg/m*	*0.57Kg/m*

Model Number

Drawing	Model	LED Power	Length	Size	Dimming	CCT	Power Feed Type	IP	Finish
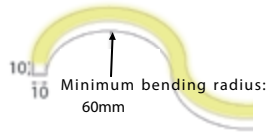	**FLSV**	**06** *6W/m* **10** *10W/m*	**10** *1m* **20** *2m* **30** *3m* **40** *4m* **50** *5m*	**A** *10x10mm*	**E** *ON-OFF*	**27** *2700K* **30** *3000K* **35** *3500K* **40** *4000K* **50** *5000K*	**S** *Side* **B** *Bottom* **F** *Front*	**5** *IP65* **7** *IP67*	**WT** *White*

Example : FLSV-0610A-E30S5WT

Drawing	Model	LED Power	Length	Size	Dimming	CCT	Power Feed Type	IP	Finish
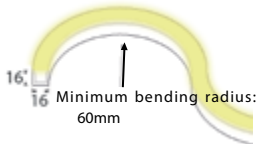	**FLSV**	**14** *14W/m* **18** *18W/m*	**10** *1m* **20** *2m* **30** *3m* **40** *4m* **50** *5m*	**B** *16x16mm*	**E** *ON-OFF* **M** *Phase Controller by DMX512 Dimming*	**27** *2700K* **30** *3000K* **35** *3500K* **40** *4000K* **50** *5000K* **F2** *RGBW(2700K)* **F3** *RGBW(3000K)* **F4** *RGBW(4000K)* **F5** *RGBW(5000K)*	**S** *Side* **B** *Bottom* **F** *Front*	**5** *IP65* **7** *IP67*	**WT** *White*

Example : FLSV-1410B-E30S5WT

Drawing	Model	LED Power	Length	Size	Dimming	CCT	Power Feed Type	IP	Finish
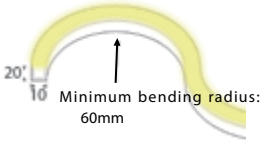	**FLSV**	**14** *14W/m* **18** *18W/m*	**10** *1m* **20** *2m* **30** *3m* **40** *4m* **50** *5m*	**C** *10x20mm*	**E** *ON-OFF* **M** *Phase Controller by DMX512 Dimming*	**27** *2700K* **30** *3000K* **35** *3500K* **40** *4000K* **50** *5000K* **F2** *RGBW(2700K)* **F3** *RGBW(3000K)* **F4** *RGBW(4000K)* **F5** *RGBW(5000K)*	**S** *Side* **B** *Bottom* **F** *Front*	**5** *IP65* **7** *IP67*	**WT** *White*

Example : FLSV-1410C-E30S5WT

Accessories

	Model	Description	Picture	Drawing
10mm Mono	**FLSH-A-AC**	*Clips for H series 10mm width,3pcs/m order separately*		
	FLSH-A-CH	*Specified fixed channel for V series 10*10mm width,965mm length Need to be ordered separately*		
16mm Mono / RGBW	**FLSH-B-AC**	*Clips for H series 16mm width,3pcs/m order separately*		
	FLSH-B-CH	*Specified fixed Channel for H series 16mm width,965mm length need to be ordered separately*		
10x20mm Mono / RGBW	**FLSV-C-AC**	*Clips for V series 10x20mm width,3pcs/m order separately*		
	FLSV-C-CH	*Specified fixed channel for V series 10x20mm width,965mm length need to be ordered separately*		

INVISILED® NEON HORIZONTAL



Body Material	*Flexible silicone cased tape light*
Finish	*High quality extruded silicone casing*
Accessories/Brackets	*Clips and channels*

LED Options

	FLSH-A	FLSH-B	FLSH-G	FLSH-K
LED Type	*SMD*	*SMD*	*SMD*	*SMD*
CRI	*90*	*90*	*90*	*90*
LED Color Consistency	*3 SDCM*	*3 SDCM*	*3 SDCM*	*3 SDCM*
LED Color	*2700K/3000K/3500K/ 4000K/5000K*	*2700K/3000K/3500K/ 4000K/5000K/RGBW*	*2700K/3000K/3500K/ 4000K/5000K*	*2700K/3000K/3500K/ 4000K/5000K/RGBW*
LED Lifetime	*>36,000h-L70 /B10-Ta25℃ (LM-80/TM-21)*	*>36,000h-L70 /B10-Ta25℃ (LM-80/TM-21)*	*>36,000h-L70 /B10-Ta25℃ (LM-80/TM-21)*	*>36,000h-L70 /B10-Ta25℃ (LM-80/TM-21)*

Product Data

	FLSV-A	FLSV-B	FLSV-G	FLSH-K
LED Power	*6W/m/10W/m*	*14W/m/18W/m*	*10W/m/15W/m*	*14W/m/18W/m*
LED Lumen Output(3000K)	*690lm/1150lm*	*1610lm/2070lm*	*1316lm/1775lm*	*1610lm/2070lm*
Minimum bending radius	*100mm*	*100mm*	*100mm*	*100mm*
Finish Color	*White*	*White*	*White*	*White*
Net Weight	*0.3Kg/m*	*0.6Kg/m*	*0.4Kg/m*	*0.6Kg/m*

Model Number

Drawing	Model	LED Power	Length	Size	Dimming	CCT	Power Feed Type	IP	Finish
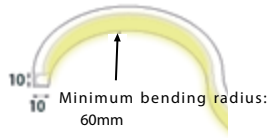	**FLSH**	**06** *6W/m* **10** *10W/m*	**10** *1m* **20** *2m* **30** *3m* **40** *4m* **50** *5m*	**A** *10x10mm*	**E** *ON-OFF*	**27** *2700K* **30** *3000K* **35** *3500K* **40** *4000K* **50** *5000K*	**S** *Side* **B** *Bottom* **F** *Front*	**5** *IP65* **7** *IP67*	**WT** *White*

Example : FLSH-0610A-E30S5WT

Drawing	Model	LED Power	Length	Size	Dimming	CCT	Power Feed Type	IP	Finish
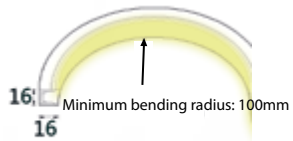	**FLSH**	**14** *14W/m* **18** *18W/m*	**10** *1m* **20** *2m* **30** *3m* **40** *4m* **50** *5m*	**B** *16x16mm*	**E** *ON-OFF* **M** *Phase Controller by DMX512 Dimming*	**27** *2700K* **30** *3000K* **35** *3500K* **40** *4000K* **50** *5000K* **F2** *RGBW(2700K)* **F3** *RGBW(3000K)* **F4** *RGBW(4000K)* **F5** *RGBW(5000K)*	**S** *Side* **B** *Bottom* **F** *Front*	**5** *IP65* **7** *IP67*	**WT** *White*

Example : FLSH-1410B-E30S5WT

Drawing	Model	LED Power	Length	Size	Dimming	CCT	Power Feed Type	IP	Finish
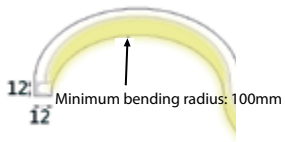	**FLSH**	**10** *10W/m* **15** *15W/m*	**10** *1m* **20** *2m* **30** *3m* **40** *4m* **50** *5m*	**G** *12x12mm (30°)*	**E** *ON-OFF* **M** *Phase Controller by DMX512 Dimming*	**27** *2700K* **30** *3000K* **35** *3500K* **40** *4000K* **50** *5000K*	**S** *Side* **B** *Bottom* **F** *Front*	**5** *IP65* **7** *IP67*	**WT** *White*

Example : FLSH-1510G-E30F5WT

Drawing	Model	LED Power	Length	Size	Dimming	CCT	Power Feed Type	IP	Finish
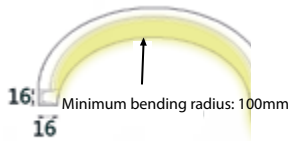	**FLSH**	**14** *14W/m* **18** *18W/m*	**10** *1m* **20** *2m* **30** *3m* **40** *4m* **50** *5m*	**K** *16x16mm (High luminous efficacy)*	**E** *ON-OFF* **M** *Phase Controller by DMX512 Dimming*	**27** *2700K* **30** *3000K* **35** *3500K* **40** *4000K* **50** *5000K* **F2** *RGBW(2700K)* **F3** *RGBW(3000K)* **F4** *RGBW(4000K)* **F5** *RGBW(5000K)*	**S** *Side* **B** *Bottom* **F** *Front*	**5** *IP65* **7** *IP67*	**WT** *White*

Example : FLSH-1410K-E30S5WT

Accessories

Item	Model	Description	Drawing
10mm Mono	**FLSH-A-AC**	*Clips for H series 10x10mm width,3pcs/m order separately*	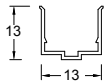
	FLSH-A-CH	*Specified fixed channel for H series 13mm width,965mm length Need to be ordered separately*	
16mm Mono / RGBW	**FLSH-B-AC**	*Clips for H series 16mm width,3pcs/m order separately*	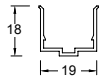
	FLSH-B-CH	*Specified fixed channel for H series 16mm width,965mm length need to be ordered separately*	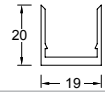
12mm Mono	**FLSH-G-AC**	*Clips for H series 12mm width,3pcs/m order separately*	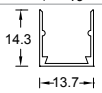
	FLSH-G-CH	*Specified fixed channel for H series 12mm width,965mm length need to be ordered separately*	

** To customize the length, please consult WAC*

Installation instructions

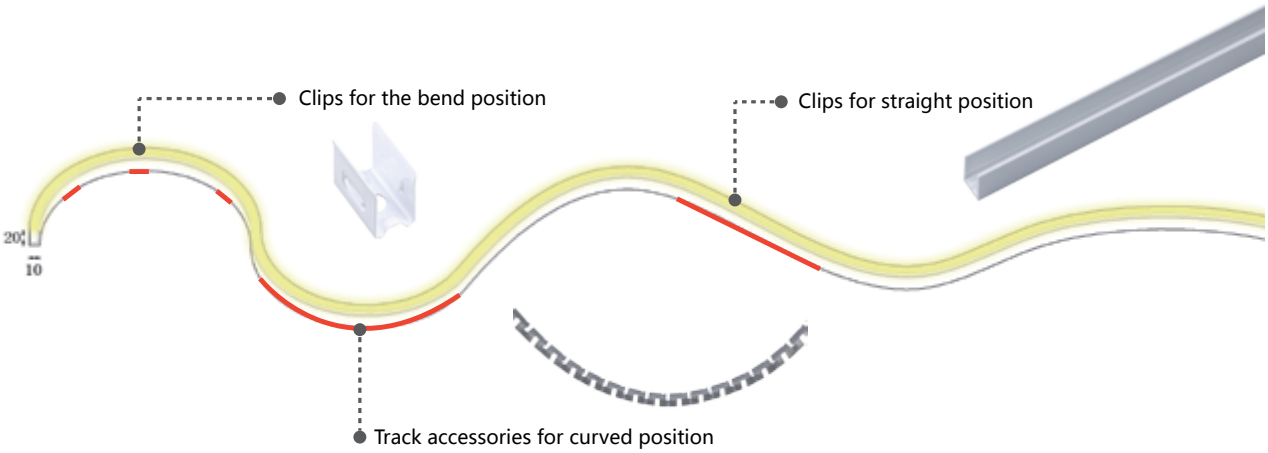



Guangzhou SANY IROOTECH Headquarters
Guangzhou, Guangdong Province

INVISILED® NEON 3D BENDING



Body Material	*Flexible silicone cased tape light*
Finish	*High quality extruded silicone casing*
Accessories/Brackets	*Clips and channels*

LED Options

	FLSD
LED Type	*SMD*
CRI	*90*
LED Color Consistency	*3 SDCM*
LED Color	*2700K/3000K/3500K/4000K/5000K/RGBW*
LED Lifetime	*>36,000h-L70 /B10-Ta25℃ (LM-80/TM-21)*

Product Data

	FLSD
LED Power	*14W/m/18W/m*
LED Lumen Output(3000K)	*/*
Minimum bending radius	*80mm*
Finish Color	*White*
Net Weight	*0.6Kg/m*

Model Number

Drawing	Model	LED Power	Length	Size	Dimming	CCT	Power Feed Type	IP	Finish
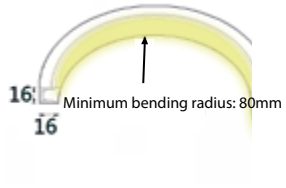	**FLSD**	**14** *14W/m* **18** *18W/m*	**10** *1m* **20** *2m* **30** *3m* **40** *4m* **50** *5m*	**B** *16x16mm*	**E** *ON-OFF*	**27** *2700K* **30** *3000K* **35** *3500K* **40** *4000K* **50** *5000K* **F2** *RGBW(2700K)* **F3** *RGBW(3000K)* **F4** *RGBW(4000K)* **F5** *RGBW(5000K)*	**S** *Side* **B** *Bottom* **F** *Front*	**5** *IP65* **7** *IP67*	**WT** *White*

Example : FLSD-1410B-E30S5WT

Accessories

Item	Model	Description	Drawing
16mm Mono / RGBW	**FLSH-B-AC**	*Clips for H series 16mm width,3pcs/m order separately*	
	FLSH-B-CH	*Specified fixed channel for H series 16mm width,965mm length need to be ordered separately*	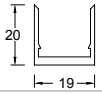

** To customize the length, please consult WAC*

INVISILED® OUTDOOR DMX



Body Material	*Flexible silicone cased tape light*
Finish	*Clear silicone casing*
Accessories/Brackets	*Clips and channels*

LED Options

	FLSG
LED Type	*SMD*
CRI	*80*
LED Color Consistency	*3 SDCM*
LED Color	*2700K/3000K/4000K/RGB*
LED Lifetime	*>36,000h-L70 /B10-Ta25℃ (LM-80/TM-21)*

Product Data

	FLSG
LED Power	*12W/m*
Net Weight	*0.1Kg/m*

Model Number

Drawing	Model	LED Power	Length	Feature	CCT
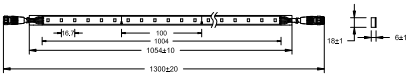	**FLSG**	**12** *12W/m*	**10** *1m* **30** *3m* **50** *5m*	**MT** *DMX512 Dimming* *24V DC Power Supply*	**27W** *2700K* **30W** *3000K* **40W** *4000K* **FC** *RGB*

Example : FLSG-1210MT-FC

Accessories

Model	Description
FLSG-MT-F	*Female connector for InvisiLED®Outdoor DMX series input, length 100m,black*
LED-T10-2014	*Channel for InvisiLED®Outdoor DMX series, 20*14*1000mm, white*

* To customize the length, please consult WAC

INVISILED® E



Body Material	*Flexible silicone cased tape light*
Finish	*Clear silicone casing*
Accessories/Brackets	*Clips and channels*

LED Options

	FLSE
LED Type	*SMD*
CRI	*90*
LED Color Consistency	*3 SDCM*
LED Color	*2700K/3000K/4000K*
LED Lifetime	*>36,000h-L70 /B10-Ta25℃ (LM-80/TM-21)*

Product Data

	FLSE
LED Power	*6W/m/10W/m/13W/m*
LED Lumen Output(3000K)	*470lm/760lm/965lm*
System light Efficiency	*80lm/W*
Net Weight	*0.16Kg/m*

Model Number

Drawing	Model	LED Power	Length	CRI	CCT	Series
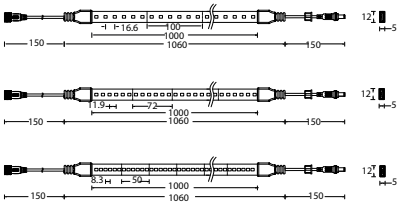	**FLSE**	**06** *6W/m* **10** *10W/m* **13** *13W/m*	**10** *1m* **50** *5m*	**9** *90*	**27** *2700K* **30** *3000K* **40** *4000K*	**G2WT**

Example : FLSE-0610-927G2WT

Accessories

Model	Description	Picture
FLSE-015-M	*Male connector Length 15cm*	
FLSE-015-F	*Female connector Length 15cm*	
LED-TO24-CH3-C	*Rigid, non-flexible channel for mounting to a straight. solid surface. 948mm length*	
LED-TO24-CH5-C	*Rigid, non-flexible channel for mounting to a straight. solid surface, length 1494mm*	

* To customize the length, please consult WAC

INVISILED® 12V



Body Material	*Flexible silicone cased tape light*
Finish	*Clear silicone casing*
Accessories/Brackets	*Clips and channels*

LED Options

	FLSU
LED Type	*SMD*
CRI	*90*
LED Color Consistency	*3 SDCM*
LED Color	*2700K/3000K/4000K*
LED Lifetime	*>36,000h-L70 /B10-Ta25℃ (LM-80/TM-21)*

Product Data

	FLSU
LED Power	*6W/m/10W/m/14W/m*
LED Lumen Output(3000K)	*420lm/700lm/910lm*
Net Weight	*0.1Kg/m*

Model Number

Drawing	Model	LED Power	Length	CCT	Series
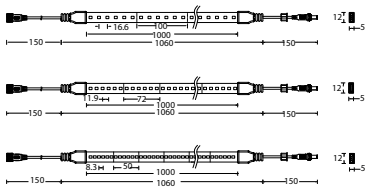	**FLSU**	**06** *6W/m* **10** *10W/m* **14** *14W/m*	**10** *1m* **30** *3m* **50** *5m*	**930** *3000K* **940** *4000K*	**A2BK**
	FLSU	**06** *6W/m* **14** *14W/m*	**10** *1m* **30** *3m* **50** *5m*	**FC** *RGB*	**A2BK**

Example : FLSU-0610-930A2BK

Accessories

Model	Description	Picture
LED-TO24-IL6-BK	*Rigid, non-flexible channel for mounting to a straight, solid surface(Female connector, 300mm Length)*	
LED-TO24-IC6/12/72/120	*Connect two sections of invisiLED® Outdoor. 150mm/300mm/1800mm/3000mm offered 150mm/300mm/1800mm/3000mm*	
LED-TO24-CH3-C	*Rigid, non-flexible channel for mounting to a straight. solid surface. 948mm length*	
LED-TO24-CH5-C	*Rigid, non-flexible channel for mounting to a straight. solid surface, length 1494mm*	
LED-TO24-C1	*For installation on non-flat surface, allows for contact on one edge. Two mounting clips per foot are recommended*	
LED-TO24-C2	*For installation on non-flatsurfaces where there is no edge contact. Two mounting clips per foot are recommended*	
LED-TO24-C3	*For installation on non-flat surface, allows for contact on both edges. Two mounting clips per foot are recommended*	
LED-TO24-EC	*Use to terminate every run to protect against contaminants. Seal cut end with silicon after adding end cap*	

Model	Description
FLSG-M-RGB	*RGB Lamp strip dedicated male end,200mm*
FLSG-F-RGB	*RGB Lamp strip dedicated female end,200mm*
FLSG-IC6-RGB	*RGB Lamp strip dedicated jumper,150mm*
FLSG-IC12-RGB	*RGB Lamp strip dedicated jumper,300mm*
FLSG-IC72-RGB	*RGB Lamp strip dedicated jumper,1800mm*
FLSG-IC120-RGB	*RGB Lamp strip dedicated jumper,3000mm*

Accessories are excluded and need to be ordered separately.
* To customize the length, please consult WAC

MARKER LUMINAIRES

RUYI WINDOWS LIGHT 639

RUYI 641
RUYI II 643
RUYI PRO 645





Lishui Citizen Service Center
Nanjing, Jiangsu Province



RUYI

The RUYI Window Light body is crafted of die-cast aluminum with a high-quality power coat, compact size and high definition design that is IP65 protection grade and suitable for outdoor environments. Adjust the beam angle from the front and use the level to facilitate the installation with the safety buckle to ensure that the luminaire is reliably fixed on the surface. Also includes high transmittance lens that can be used within a building facade, window sill and other locations.



XinlianTech Office Park
Shanghai

RUYI



Body Material	*Die-cast aluminum*
Optical System	*Clear lens included*
Finish	*Environmentally safe powder coat*
Insulation class	*220V AC is Class I 24V DC is Class III*
Accessories/Brackets	*Fitting semi embedded fixing plate*

LED Options

	EDW1-09	EDW1-12	EDW1-18
LED Type	*High Power LED*	*High Power LED*	*High Power LED*
CRI	*90*	*90*	*90*
LED Color Consistency	*3 SDCM(WHITE) 5 SDCM(RGBW)*	*3 SDCM(WHITE)*	*3 SDCM(WHITE) 5 SDCM(RGBW)*
LED Color	*2700K/3000K/4000K/RGBW*	*2700K/3000K/4000K/RGBW*	*2700K/3000K/4000K/RGBW*
LED Lifetime	*>50,000h-L70/B10- Ta25℃ (LM-80/TM-21)*	*>50,000h-L70/B10- Ta25℃ (LM-80/TM-21)*	*>50,000h-L70/B10- Ta25℃ (LM-80/TM-21)*

Product Data

	EDW1-09	EDW1-12	EDW1-18
LED Power	*9W(MAX)*	*12W(MAX)*	*18W(MAX)*
LEDs (Quantity)	*4*	*8*	*8*
LED Lumen Output(3000K)	*945lm*	*1260lm*	*1809lm*
Finish Color	*Black*	*Black*	*Black*
Net Weight	*0.3Kg*	*0.5Kg*	*0.5Kg*

Product Light Peformance(System Max Lumens @3000K)

Model \ Beam		4°x180°	4°x360°
EDW1	**09**	*41lm*	*/*
EDW1	**12**	*/*	*127lm*
EDW1	**18**	*/*	*214lm*

Model Number

Drawing	Model	Power	Control Systems	Beam	CCT	Finish
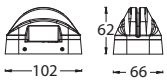	**EDW1**	**09** *9W(MAX)*	**ET** *ON-OFF 24V DC Power Supply* **MT** *DMX512 Dimming 24V DC Power Supply*	**V** *4°x180°*	**27** *2700K* **30** *3000K* **40** *4000K* **F30** *RGBW(3000K)* **F40** *RGBW(4000K)*	**BK** *Black*

Example : EDW1-09ET-V30BK

Drawing	Model	Power	Control Systems	Beam	CCT	Finish
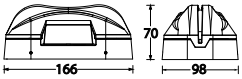	**EDW1**	**12** *12W(MAX)*	**EL** *ON-OFF 220V AC Power Supply*	**V** *4°x360°*	**27** *2700K* **30** *3000K* **40** *4000K*	**BK** *Black*
	EDW1	**18** *18W(MAX)*	**MT** *DMX512 Dimming 24V DC Power Supply*	**V** *4°x360°*	**27** *2700K* **30** *3000K* **40** *4000K* **F30** *RGBW(3000K)* **F40** *RGBW(4000K)*	**BK** *Black*

Example : EDW1-12EL-V27BK

Light Distribution

EDW1

EDW1-09MT-V30BK

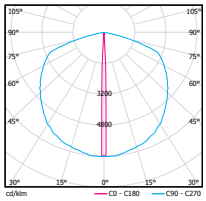

EDW1-12EL-V30BK

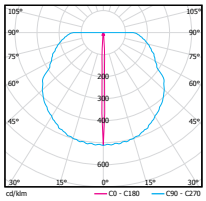

EDW1-18MT-VF30BK

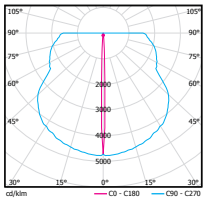

Accessories

Model	Description	Picture	Description Dimensions	Applicable Models
EDW1-RC002	*Recessed Casing*		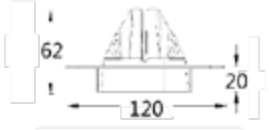	**EDW1-09**
EDW1-RC001	*Recessed Casing*		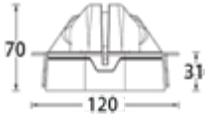	**EDW1-12** **EDW1-18**

RUYI II



Body Material	*Die-cast aluminum*
Optical System	*Clear lens included*
Finish	*Environmentally safe powder coat*

LED Options

	EDW2
LED Type	*High Power LED*
CRI	*90*
LED Color Consistency	*3 SDCM*
LED Color	*2700K/3000K/4000K*
LED Lifetime	*>50,000h-L70/B10-Ta25℃ (LM-80/TM-21)*

Product Data

	EDW2
LED Power	*7.3W(MAX)*
LEDs (Quantity)	*2*
LED Lumen Output(3000K)	*767lm*
Finish Color	*Black*
Net Weight	*0.5Kg*

Product Light Peformance(System Max Lumens @3000K)

Model / Beam		10°x180°
EDW2	**08**	*244lm*

Model Number

Drawing	Model	Power	Control Systems	Beam	CCT	Finish
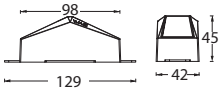	**EDW2**	**08** *8W(MAX)*	**ET** *ON-OFF 24V DC Power Supply* **MT** *DMX512 Dimming 24V DC Power Supply*	**1** *10°*180°*	**27** 2700K **30** 3000K **40** 4000K	**BK** *Black*

Example : EDW2-08ET-127BK

Light Distribution

EDW2

EDW2-08ET-130BK

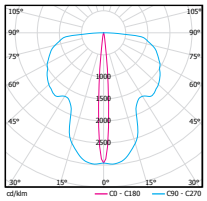

RUYI PRO



Body Material	*Extruded aluminum*
Optical System	*Clear lens included*
Finish	*Environmentally safe powder coat*

LED Options

	EDW303
LED Type	*High Power LED*
CRI	*90*
LED Color Consistency	*3 SDCM*
LED Color	*2700K/3000K/4000K*
LED Lifetime	*>50,000h-L70/B10-Ta25℃ (LM-80/TM-21)*

Product Data

	EDW303
LED Power	*22W(MAX)*
LEDs (Quantity)	*8*
LED Lumen Output(3000K)	*2310lm*
Finish Color	*Black/Gray Heavy*
Net Weight	*0.85Kg*

Product Light Peformance(System Max Lumens @3000K)

Model / Beam		6x180°-19x180°
EDW303	**22**	*382lm*

Model Number

Drawing	Model	Power	Control Systems	Beam	CCT	Finish
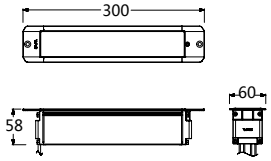	**EDW303**	**22** *22W(MAX)*	**ET** *ON-OFF 24V DC Power Supply* **MT** *DMX512 Dimming 24V DC Power Supply*	**F** *6°x180°- 19°x180°*	**27** 2700K **30** 3000K **40** 4000K	**BK** *Black* **GH** *Gray Heavy*

Example : EDW303-22ET-F27BK

Light Distribution

EDW303

EDW303-22MT-F30BK(MIN)

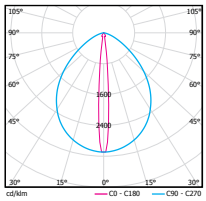

EDW303-22MT-F30BK(MAX)

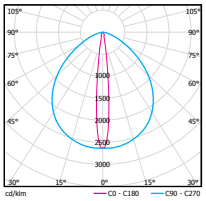

Accessories

Model	Description	Picture	Drawing	Qty Suggested
ELF5-PC-CT002F	*ET Female connector*		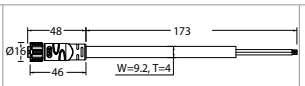	*1 pc per 8pc*
ELF5-PC-CT002M	*ET Male connector*		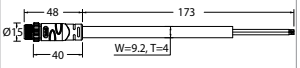	*1 pc per 8pc*
ELF5-CC-CT002F	*MT Female connector*		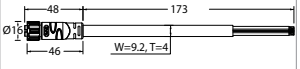	*1 pc per 8pc*
ELF5-CC-CT002M	*MT Male connector*		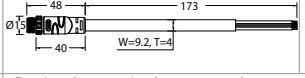	*1 pc per 8pc*
/	*Signal connector*		*For signal connection between two lamps. Length: actual installation distance between two lamps + 400mm. (Confirm the exact length with the product manager when placing an order.)*	

Note: n=Number of luminaires

STEP & WALL LIGHTS

LEDME® STEP AND WALL LIGHTS 649

GLIX 657







LEDME® STEP AND WALL LIGHTS

Designed with architectural aesthetics and enhanced performance in mind, LEDme® Step and Wall Lights are designed to seamlessly blend into any architecture. Enhanced energy efficient functionality and optimized light output add safety and style to stairs, walls and walkways with minimal glare. Energy efficient, IP66 wet location listed for long lasting indoor and outdoor lighting solutions. Available with 220V/AC direct wiring; no driver or transformer is needed. Trimless styles can be spackled and painted to match surface finish. All of these luminaires can be dimmed with an electronic low voltage (ELV) dimmer.



STEP LIGHT



Body Material	*Die-cast aluminum*
Finish	*Environmentally safe powder coat*

LED Options

	WL100	WL110	WL120	WL130
LED Type	*SMD*	*SMD*	*SMD*	*SMD*
CRI	*80*	*80*	*80*	*80*
LED Color Consistency	*3 SDCM*	*3 SDCM*	*3 SDCM*	*3 SDCM*
LED Color	*2700K/3000K/4000K*	*2700K/3000K/4000K*	*2700K/3000K/4000K*	*2700K/3000K/4000K*
LED Lifetime	*>50,000h-L70/B10-Ta25°C (LM-80/TM-21)*	*>50,000h-L70/B10-Ta25°C (LM-80/TM-21)*	*>50,000h-L70/B10-Ta25°C (LM-80/TM-21)*	*>50,000h-L70/B10-Ta25°C (LM-80/TM-21)*

Product Data

	WL100	WL110	WL120	WL130
LED Power	*3.2W*	*3.2W*	*3.2W*	*3.2W*
LED Lumen Output(3000K)	*190lm*	*190lm*	*190lm*	*190lm*
Cutout	*118mm x 74mm*	*118mm x 74mm*	*118mm x 74mm*	*118mm x 74mm*
Finish Color	*Black*	*Black*	*Black*	*Black*
Net Weight	*0.55Kg*	*0.7Kg*	*0.7Kg*	*0.55Kg*

Product Light Peformance(System Max Lumens @3000K)

Model / Beam		Asymmetric	Directional	Louver	Frosted
WL100	**LD05**	*65lm*	*/*	*/*	*/*
WL110	**LD04**	*/*	*6lm*	*/*	*/*
WL120	**LD04**	*/*	*/*	*52lm*	*/*
WL130	**LD04**	*/*	*/*	*/*	*71lm*

Model Number

Drawing	Model	Power	Control Systems	CCT	Finish
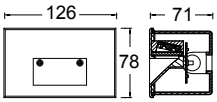	**WL100**	**LD05** *3.2W*	**E** *ON-OFF* *220V AC Power Supply*	**27** *2700K* **30** *3000K* **40** *4000K*	**WT** *White* **BK** *Black* **BZ** *Bronze* **BN** *Brushed Nickel*

Example : WL100-LD05E-30WT

Drawing	Model	Power	Control Systems	Beam	CCT	Finish
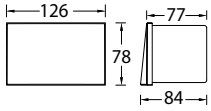	**WL110**	**LD04** *3.2W*	**E** *ON-OFF* *220V AC Power Supply*	**D** *Directional*	**27** *2700K* **30** *3000K* **40** *4000K*	**WT** *White* **BK** *Black* **BZ** *Bronze* **BN** *Brushed Nickel*

Example : WL110-LD04E-D30WT

Drawing	Model	Power	Control Systems	Beam	CCT	Finish
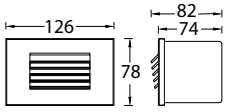	**WL120**	**LD04** *3.2W*	**E** *ON-OFF* *220V AC Power Supply*	**L** *Louver*	**27** *2700K* **30** *3000K* **40** *4000K*	**WT** *White* **BK** *Black* **BZ** *Bronze*

Example : WL120-LD04E-L30WT

Drawing	Model	Power	Control Systems	Beam	CCT	Finish
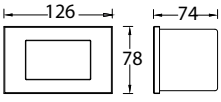	**WL130**	**LD04** *3.2W*	**E** *ON-OFF* *220V AC Power Supply*	**F** *Frosted*	**27** *2700K* **30** *3000K* **40** *4000K*	**WT** *White* **BK** *Black* **BZ** *Bronze* **BN** *Brushed Nickel*

Example : WL130-LD04E-F30WT

Light Distribution

WL100-LD05E-30WT

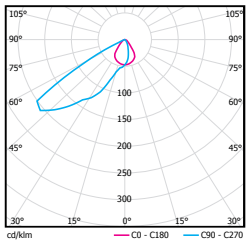

WL110-LD04E-D30WT

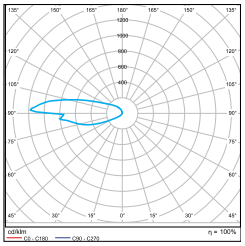

WL120-LD04E-L30WT

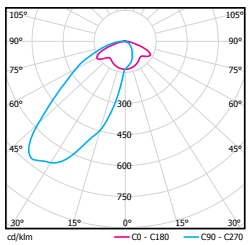

WL130-LD04E-F30WT

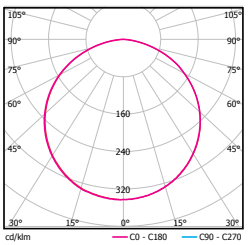

STEP LIGHT



Body Material	*Die-cast aluminum*
Finish	*Environmentally safe powder coat*

LED Options

	WL200	WL210	WL220
LED Type	*SMD*	*SMD*	*SMD*
CRI	*80*	*80*	*80*
LED Color Consistency	*3 SDCM*	*3 SDCM*	*3 SDCM*
LED Color	*2700K/3000K/4000K*	*2700K/3000K/4000K*	*2700K/3000K/4000K*
LED Lifetime	*>50,000h-L70/B10-Ta25°C (LM-80/TM-21)*	*>50,000h-L70/B10-Ta25°C (LM-80/TM-21)*	*>50,000h-L70/B10-Ta25°C (LM-80/TM-21)*

Product Data

	WL200	WL210	WL220
LED Power	*3.2W*	*3.2W*	*3.2W*
LED Lumen Output(3000K)	*190lm*	*190lm*	*190lm*
Cutout	*74mm x 118mm*	*74mm x 118mm*	*74mm x 118mm*
Finish Color	*Black*	*Black*	*Black*
Net Weight	*0.48Kg*	*0.7Kg*	*0.7Kg*

Product Light Peformance(System Max Lumens @3000K)

Model / Beam		Asymmetric	Directional	Louver
WL200	**LD05**	*63lm*	*/*	*/*
WL210	**LD04**	*/*	*3lm*	*/*
WL220	**LD04**	*/*	*/*	*45lm*

Model Number

Drawing	Model	Power	Control Systems	CCT	Finish
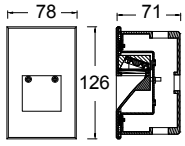	**WL200**	**LD05** *3.2W*	**E** *ON-OFF* *220V AC Power Supply*	**27** *2700K* **30** *3000K* **40** *4000K*	**WT** *White* **BK** *Black* **BZ** *Bronze* **BN** *Brushed Nickel*

Example : WL200-LD05E-30WT

Drawing	Model	Power	Control Systems	Beam	CCT	Finish
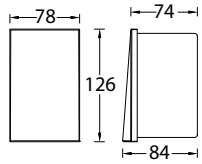	**WL210**	**LD04** *3.2W*	**E** *ON-OFF* *220V AC Power Supply*	**D** *Directional*	**27** *2700K* **30** *3000K* **40** *4000K*	**WT** *White* **BK** *Black* **BZ** *Bronze* **BN** *Brushed Nickel*

Example : WL210-LD04E-D30WT

Drawing	Model	Power	Control Systems	Beam	CCT	Finish
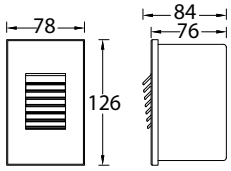	**WL220**	**LD04** *3.2W*	**E** *ON-OFF* *220V AC Power Supply*	**L** *Louver*	**27** *2700K* **30** *3000K* **40** *4000K*	**WT** *White* **BK** *Black* **BZ** *Bronze*

Example : WL220-LD04E-L30WT

Light Distribution

WL200-LD05E-30WT

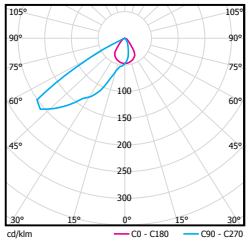

WL210-LD04E-D30WT

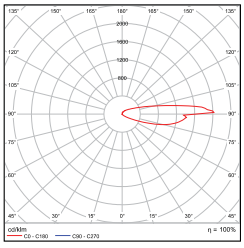

WL220-LD04E-L30WT

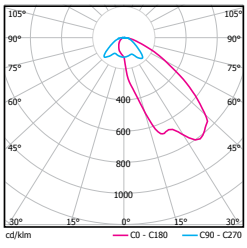

STEP LIGHT



Body Material	*Die-cast aluminum*
Finish	*Environmentally safe powder coat*

LED Options

	WL300	WL310
LED Type	*SMD*	*SMD*
CRI	*80*	*80*
LED Color Consistency	*3 SDCM*	*3 SDCM*
LED Color	*2700K/3000K/4000K*	*2700K/3000K/4000K*
LED Lifetime	*>50,000h-L70/B10-Ta25°C (LM-80/TM-21)*	*>50,000h-L70/B10-Ta25°C (LM-80/TM-21)*

Product Data

	WL300	WL310
LED Power	*3.2W*	*3.2W*
LED Lumen Output(3000K)	*190lm*	*190lm*
Cutout	*Ø82mm*	*Ø82mm*
Finish Color	*Black*	*Black*
Net Weight	*0.39Kg*	*0.39Kg*

Product Light Peformance(System Max Lumens @3000K)

Model / Beam		Asymmetric
WL300	**LD05**	*74lm*
WL310	**LD05**	*116lm*

Model Number

Drawing	Model	Power	Control Systems	CCT	Finish
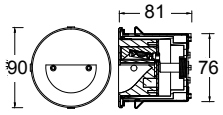	**WL300**	**LD05** *3.2W*	**E** *ON-OFF* *220V AC Power Supply*	**27** *2700K* **30** *3000K* **40** *4000K*	**WT** *White* **BK** *Black* **BZ** *Bronze* **BN** *Brushed Nickel*

Example : WL300-LD05E-30WT

Drawing	Model	Power	Control Systems	CCT	Finish
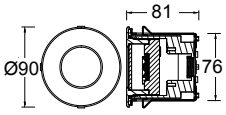	**WL310**	**LD05** *3.2W*	**E** *ON-OFF* *220V AC Power Supply*	**27** *2700K* **30** *3000K* **40** *4000K*	**WT** *White* **BK** *Black* **BZ** *Bronze* **BN** *Brushed Nickel*

Example : WL310-LD05E-30WT

Light Distribution

WL300-LD05E-30WT

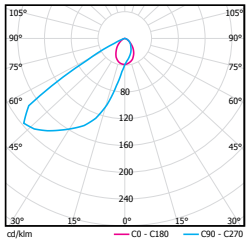

WL310-LD05E-30WT

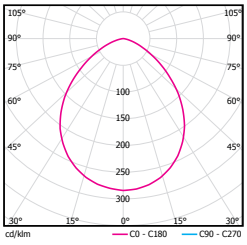



GLIX

The GLIX series is guided by the philosophy that light hides in form, and beauty is born from light. It is specially designed for the integrated design of architecture and lighting.Adopting a seamless embedded structure, it integrates precisely with the wall, enhancing the overall aesthetic of the building while delivering high-efficiency illumination. Equipped with high luminous efficacy LED modules and a precision optical system, it achieves excellent energy efficiency and comfortable light distribution. Boasting an IP66 rating, it is adaptable to various complex indoor and outdoor environments. Supporting direct 220V wiring and offering a variety of finishes and light distribution options, the GLIX series redefines the standards for modern architectural lighting.



GLIX



Body Material	*Profile extrusion process(Lamp body)* *Die-casting process(End cap)*
Optical System	*Clear lens included*
Finish	*Environmentally safe powder coat*
Accessories/Brackets	*Various optical accessories /Bezel accessories/Mounting accessories*

LED Options

	EM1L25(EL/DL/ML)	EM1L25(Sensor)
LED Type	*High Power LED*	*High Power LED*
CRI	*90*	*90*
LED Color Consistency	*3 SDCM*	*3 SDCM*
LED Color	*2700K/3000K/4000K*	*1800K-4000K*
LED Lifetime	*>50,000h-L70/B10-* *Ta25°C (LM-80/TM-21)*	*>50,000h-L70/B10-* *Ta25°C (LM-80/TM-21)*

Product Data

	EM1L25(EL/DL/ML)	EM1L25(Sensor)
LED Power	*12W(MAX)*	*12W(MAX)*
LED Lumen Output(3000K)	*1260lm*	*1260lm*
Cutout	*241mmx69mm(With Embedded Components)* *236mmx64mm(Plate drilling and installation)*	*241mmx69mm(With Embedded Components)* *236mmx64mm(Plate drilling and installation)*
Finish Color	*Black/Stainless Steel/White*	*Black/Stainless Steel/White*
Net Weight	*0.85Kg*	*0.85Kg*

Product Light Peformance

Module A		
Module B		
Module C		

Model Number

Drawing	Model	Power	Control Systems	Module	CCT	Finish
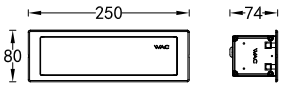	**EM1L25**	**12** *12W(MAX)*	**EL** *ON-OFF 220V AC Power Supply* **DL** *0-10V Dimming 220V AC Power Supply* **ML** *DMX512 Dimming 220V AC Power Supply*	**A** *Optical Module A* **B** *Optical Module B* **C** *Optical Module C*	**27** *2700K* **30** *3000K* **40** *4000K*	**WT** *White* **BK** *Black* **SS** *Stainless Steel*

Example : EM1L25-12EL-A30BK

Drawing	Model	Power	Control Systems	Module	CCT	Finish
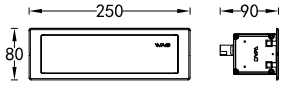	**EM1L25**	**12** *12W(MAX)*	**SL** *Sensor 220V AC Power Supply*	**A** *Optical Module A* **B** *Optical Module B* **C** *Optical Module C*	**CC** *1800K~4000K*	**WT** *White* **BK** *Black* **SS** *Stainless Steel*

Example : EM1L25-12SL-ACCBK

Accessories

Item	Picture	Dimensions	Model
Frame Accessories			
Panel Frame		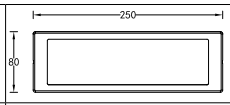	EM1L25-PF1-BK
Panel Frame			EM1L25-PF1-SS
Panel Frame		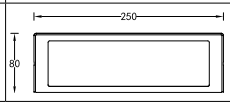	EM1L25-PF1-WT
Mounting Accessories			
Recessed Casing		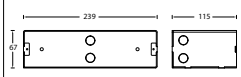	EM1L25-RC001
Fixed Jaw		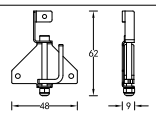	EM1L25-FJ001
Fixed Jaw		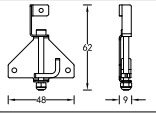	EM1L25-FJ002

UNDERWATER SPOT

AQUASTAR SPOT 663





The Vista Serena Project
Las Vegas, NV

AQUASTAR SPOT



Body Material	*Cast Brass construction*
Optical System	*Clear lens included*
Adjustable Angle	*-30° to 90° vertical aiming tilt*

LED Options

	EU1S
LED Type	*High Power LED*
CRI	*80*
LED Color Consistency	*3 SDCM*
LED Color	*3000K/4000K/6000K/RGB/Blue/RGBW*
LED Lifetime	*>50,000h-L70/B10-Ta25℃ (LM-80/TM-21)*

Product Data

	EU1S
LED Power	*7W(MAX)*
LEDs (Quantity)	*3*
LED Lumen Output(3000K)	*735lm*
Finish Color	*Natural Brass*
Net Weight	*2.7Kg*

Product Light Peformance(System Max Lumens @3000K)

Model / Beam		8°	15°	20°	40°
EU1S	**07**	*481lm*	*517lm*	*512lm*	*472lm*

Model Number

Drawing	Model	Control Systems	Beam	CCT	Finish
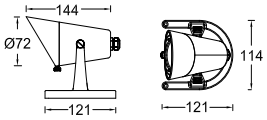	**EU1S-07**	**ET** *ON-OFF 12V DC Power Supply* **MT** *DMX512 Dimming 12V DC Power Supply*	**S** *8°* **1** *15°* **2** *20°* **4** *40°*	**30** *3000K* **40** *4000K* **60** *6000K* **FC** *RGB* **B** *Blue*	**NB** *Natural Brass*
	EU1S-07	**MT** *DMX512 Dimming 12V DC Power Supply*	**1** *15°* **2** *25°* **3** *35°*	**F40** *RGBW(4000K)* **F60** *RGBW(6000K)*	**NB** *Natural Brass*

Example : EU1S-07MT-130NB

Light Distribution

EU1S

EU1S-07ET-S30NB

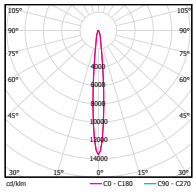

0° Aiming Angle

D(M)	LUX	W	L
1	6670	0.2	0.2
2	1668	0.3	0.3
3	741	0.5	0.5
4	417	0.7	0.7

EU1S-07ET-130NB

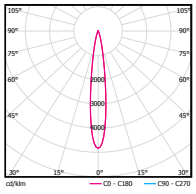

0° Aiming Angle

D(M)	LUX	W	L
1	5062	0.3	0.3
2	1266	0.5	0.5
3	562	0.8	0.8
4	316	1.0	1.0

EU1S-07ET-230NB

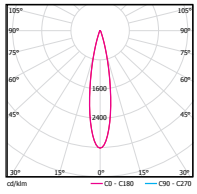

0° Aiming Angle

D(M)	LUX	W	L
1	3258	0.3	0.3
2	815	0.7	0.7
3	362	1.0	1.0
4	204	1.4	1.4

EU1S-07ET-430NB

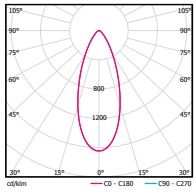

0° Aiming Angle

D(M)	LUX	W	L
1	782	0.7	0.7
2	195	1.4	1.4
3	87	2.1	2.1
4	49	2.9	2.9

EU1S-07MT-1F40NB(

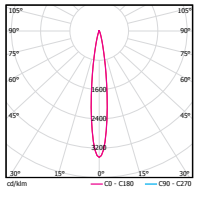

0° Aiming Angle

D(M)	LUX	W	L
1	3450	0.3	0.3
2	863	0.5	0.5
3	383	0.8	0.8
4	216	1.1	1.1

EU1S-07ET-130NB

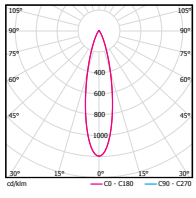

0° Aiming Angle

D(M)	LUX	W	L
1	1196	0.4	0.4
2	299	0.9	0.9
3	133	1.3	1.3
4	75	1.8	1.8

EU1S-07ET-230NB

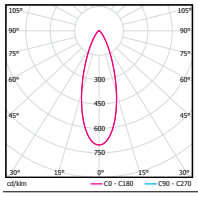

0° Aiming Angle

D(M)	LUX	W	L
1	701	0.6	0.6
2	175	1.3	1.3
3	78	1.9	1.9
4	44	2.5	2.5

LED BOLLARDS AND PATH LIGHTS

BOLLARDS 667

PARK 669

SCOOP 669

GATE 669

LINEAR 671

QUAD 671

CHAMBER 673

CANOPY 673

MUSHROOM 673

TOWER 675

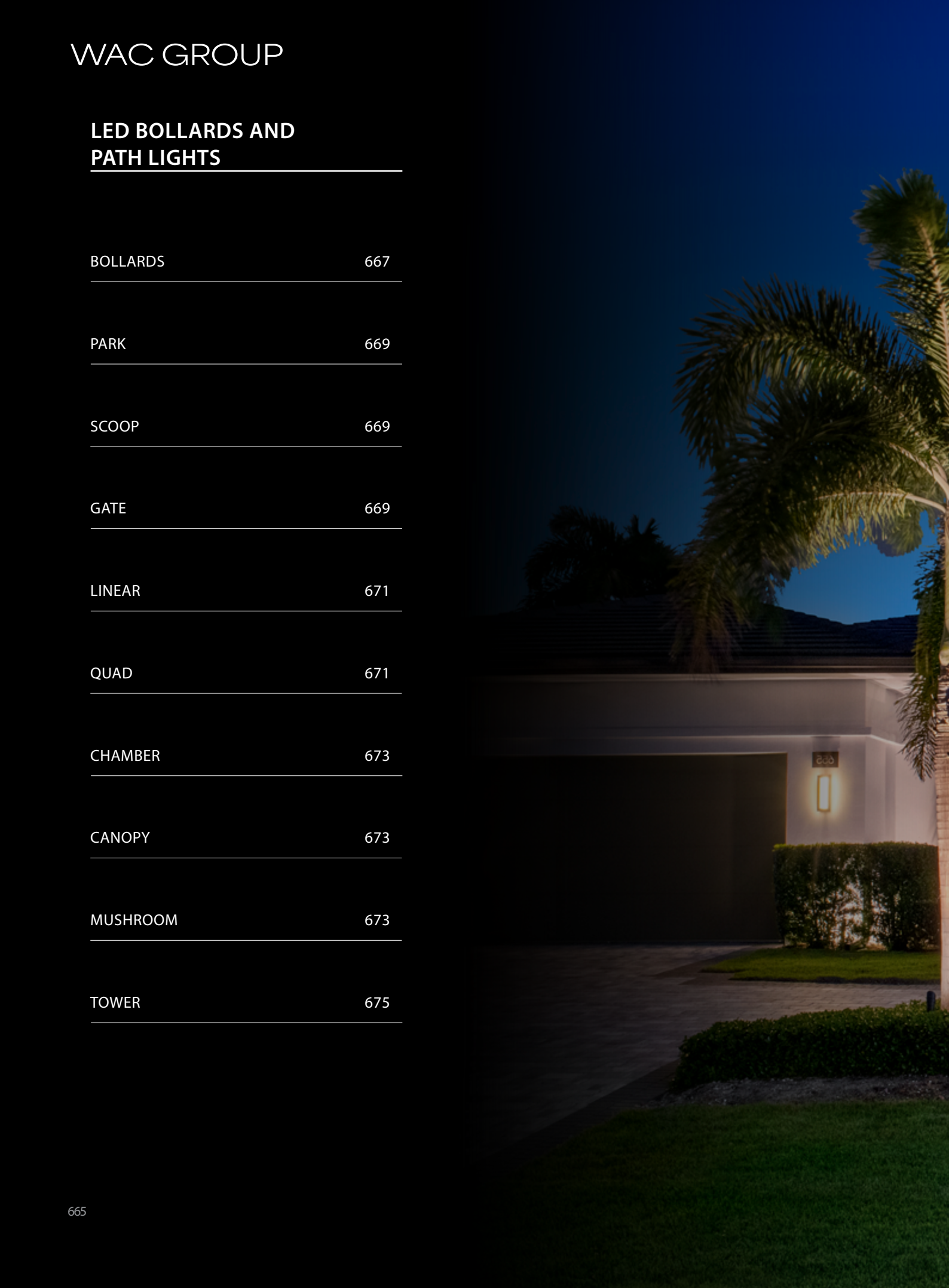





BOLLARDS

The LED Bollards feature factory sealed water-tight aluminum luminaires to stand up to the elements and a create a safer and more pleasant exterior. The Bollard series offers patented optical systems, sophisticated designs and superior lighting performance, including four different types of lighting distributions which are perfect for most landscape applications.



Shenzhen Tailun Plaza
Shenzhen, Guangdong province

LED BOLLARD



Body Material	*Highly durable extruded aluminum* *Integrally formed by aluminum alloy casting(SCOOP)*
Optical System	*Frosted tempered glass* *Tempered glass*
Finish	*Environmentally safe powder coat*
Accessories/Brackets	*Stainless steel mounting base*

LED Options

	EBA708	EBA808	EBA406
LED Type	*SMD*	*High Power LED*	*SMD*
CRI	*90*	*90*	*90*
LED Color Consistency	*3 SDCM*	*3 SDCM*	*3 SDCM*
LED Color	*2700K/3000K/4000K*	*2700K/3000K/4000K*	*2700K/3000K/4000K*
LED Lifetime	*>50,000h-L70/B10-Ta25°C (LM-80/TM-21)*	*>50,000h-L70/B10-Ta25°C (LM-80/TM-21)*	*>50,000h-L70/B10-Ta25°C (LM-80/TM-21)*

Product Data

	EBA708	EBA808	EBA406
LED Power	*10W(MAX)*	*10W(MAX)*	*5W(MAX)*
LED Lumen Output(3000K)	*1050lm*	*1050lm*	*630lm*
Finish Color	*Black/Bronze*	*Black/Bronze*	*Black/Bronze*
Net Weight	*4.0Kg*	*5.7Kg*	*2.1Kg*

Product Light Peformance(System Max Lumens @3000K)

Model	Beam	Module A
EBA708	**10**	*594lm*
EBA808	**10**	*218m*
EBA406	**06**	*119lm*

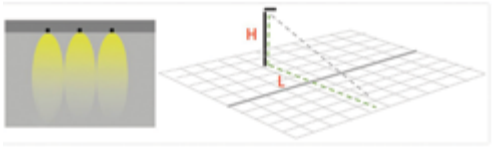

Model Number

Drawing	Model	Control Systems	Beam Direction	Module	CCT	Finish
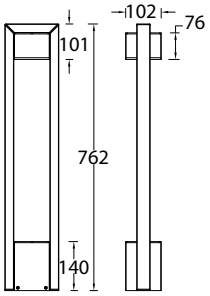	**EBA708-10**	**EL** *ON-OFF 220V AC Power Supply*	**D** *Double*	**A** *Optical Module A*	**27** *2700K* **30** *3000K* **40** *4000K*	**BK** *Black* **BZ** *Bronze*

Example : EBA708-10EL-DA30BZ

Drawing	Model	Control Systems	Beam Direction	Module	CCT	Finish
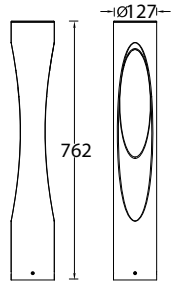	**EBA808-10**	**EL** *ON-OFF 220V AC Power Supply*	**D** *Double*	**A** *Optical Module A*	**27** *2700K* **30** *3000K* **40** *4000K*	**BK** *Black* **BZ** *Bronze*

Example : EBA808-10EL-DA30BZ

Drawing	Model	Control Systems	Beam Direction	Module	CCT	Finish
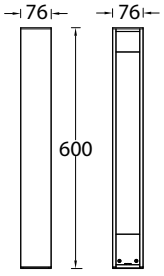	**EBA406-06**	**EL** *ON-OFF 220V AC Power Supply*	**D** *Double*	**A** *Optical Module A*	**27** *2700K* **30** *3000K* **40** *4000K*	**BK** *Black* **BZ** *Bronze*

Example : EBA406-06EL-DA30BZ

Light Distribution

EBA708-10EL-DA30BK

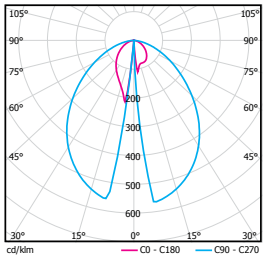

EBA808-10EL-DA30BK

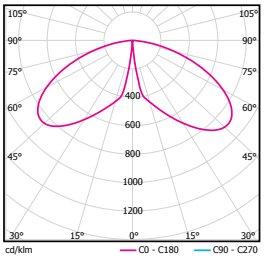

EBA406-06EL-DA30BK

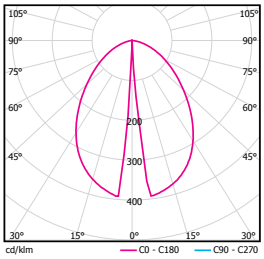

LED BOLLARD



Body Material	*Highly durable extruded aluminum*
Optical System	*Frosted tempered glass*
Finish	*Environmentally safe powder coat*
Accessories/Brackets	*Stainless steel mounting base*

LED Options

	EBA206	EBA306
LED Type	*High Power LED*	*SMD*
CRI	*90*	*90*
LED Color Consistency	*3 SDCM*	*3 SDCM*
LED Color	*2700K/3000K/4000K*	*2700K/3000K/4000K*
LED Lifetime	*>50,000h-L70/B10-Ta25°C (LM-80/TM-21)*	*>50,000h-L70/B10-Ta25°C (LM-80/TM-21)*

Product Data

	EBA206	EBA306
LED Power	*5W(MAX)*	*5W(MAX)*
LED Lumen Output(3000K)	*630lm*	*630lm*
Finish Color	*Black/Bronze*	*Black/Bronze*
Net Weight	*2.0Kg*	*2.6Kg*

Product Light Peformance(System Max Lumens @3000K)

Model	Beam	Module B
EBA206	**06**	*348lm*
EBA306	**06**	*199lm*

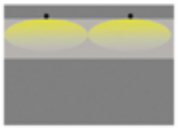

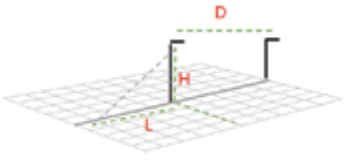

Model Number

Drawing	Model	Control Systems	Beam Direction	Module	CCT	Finish
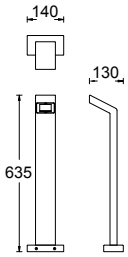	**EBA206-06**	**EL** *ON-OFF 220V AC Power Supply*	**S** *Single*	**B** *Optical Module B*	**27** *2700K* **30** *3000K* **40** *4000K*	**BK** *Black* **BZ** *Bronze*

Example : EBA206-06EL-SB30BZ

Drawing	Model	Control Systems	Beam Direction	Module	CCT	Finish
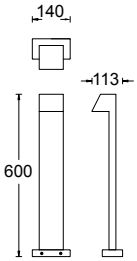	**EBA306-06**	**EL** *ON-OFF 220V AC Power Supply*	**S** *Single*	**B** *Optical Module B*	**27** *2700K* **30** *3000K* **40** *4000K*	**BK** *Black* **BZ** *Bronze*

Example : EBA306-06EL-SB30BZ

Light Distribution

EBA206-06EL-SB30BK

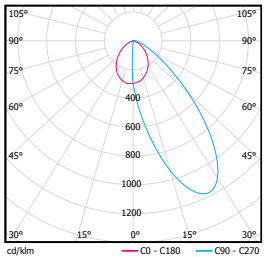

EBA306-06EL-SB30BK

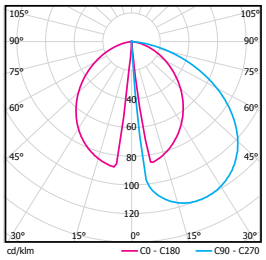

LED BOLLARD



Body Material	*Highly durable extruded aluminum*
Optical System	*Frosted tempered glass* *MicroLattice® Optical System(EBM104/EBM106)*
Finish	*Environmentally safe powder coat*
Adjustable Angle	*0° -330° horizontal rotation(EBM104/EBM106)*

LED Options

	EBA508	EBA106	EBM104	EBM106
LED Type	*SMD*	*SMD*	*SMD*	*SMD*
CRI	*90*	*90*	*Ra85*	*Ra85*
LED Color Consistency	*3 SDCM*	*3 SDCM*	*3 SDCM*	*3 SDCM*
LED Color	*2700K/3000K/4000K*	*2700K/3000K/4000K*	*2700K/3000K/4000K*	*2700K/3000K/4000K*
LED Lifetime	*>50,000h-L70/B10-Ta25°C (LM-80/TM-21)*	*>50,000h-L70/B10-Ta25°C (LM-80/TM-21)*	*>50,000h-L70/B10-Ta25°C (LM-80/TM-21)*	*>50,000h-L70/B10-Ta25°C (LM-80/TM-21)*

Product Data

	EBA508	EBA106	EBM104	EBM106
LED Power	*10W(MAX)*	*5W(MAX)*	*8W(MAX)*	*8W(MAX)*
LED Lumen Output(3000K)	*1050lm*	*630lm*	*880lm*	*880m*
Finish Color	*Black/Bronze*	*Black/Bronze*	*White/Black/Bronze*	*White/Black/Bronze*
Net Weight	*4.3Kg*	*1.1Kg*	*1.7Kg*	*1.9Kg*

Product Light Peformance(System Max Lumens @3000K)

Model	Beam	Module C
EBA508	**10**	*530lm*
EBA106	**06**	*298lm*
EBM104	**08**	*669lm*
EBM106	**08**	*527lm*

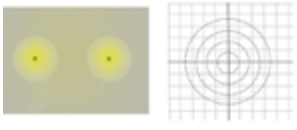

Model Number

Drawing	Model	Control Systems	Beam Direction	Module	CCT	Finish
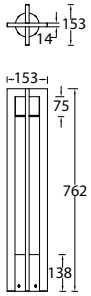	**EBA508-10**	**EL** *ON-OFF 220V AC Power Supply*	**C** *Circle*	**C** *Optical Module C*	**27** *2700K* **30** *3000K* **40** *4000K*	**BK** *Black* **BZ** *Bronze*

Example : BA508-10EL-CC30BZ

Drawing	Model	Control Systems	Beam Direction	Module	CCT	Finish
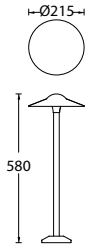	**EBA106-06**	**EL** *ON-OFF 220V AC Power Supply*	**C** *Circle*	**C** *Optical Module C*	**27** *2700K* **30** *3000K* **40** *4000K*	**BK** *Black* **BZ** *Bronze*

Example : EBA106-06EL-CC30BZ

Drawing	Model	Control Systems	Beam Direction	Module	CCT	Finish
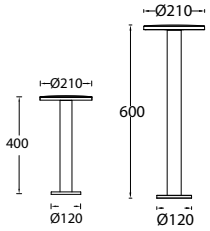	**EBM104**	**EL** *ON-OFF 220V AC Power Supply*	**S** *Signe*	**C** *Optical Module C*	**27** *2700K* **30** *3000K* **40** *4000K*	**BK** *Black* **BZ** *Bronze*
	EBM106	**EL** *ON-OFF 220V AC Power Supply*	**S** *Signe*	**C** *Optical Module C*	**27** *2700K* **30** *3000K* **40** *4000K*	**BK** *Black* **BZ** *Bronze*

Example : EBM104-08EL-SC30BK

Light Distribution

EBA508-10EL-CC30BZ

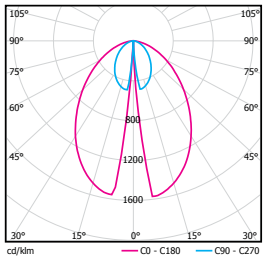

EBA106-06EL-CC30BZ

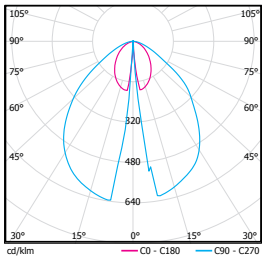

EBM104-08EL-SC30BK

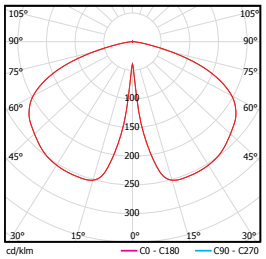

LED BOLLARD



TOWER

Body Material	*Highly durable extruded aluminum*
Optical System	*Frosted tempered glass*
Finish	*Environmentally safe powder coat*
Accessories/Brackets	*Stainless steel mounting base*

LED Options

	EBA608
LED Type	*SMD*
CRI	*90*
LED Color Consistency	*3 SDCM*
LED Color	*2700K/3000K/4000K*
LED Lifetime	*>50,000h-L70/B10-Ta25℃ (LM-80/TM-21)*

Product Data

	EBA608
LED Power	*10W(MAX)*
LED Lumen Output(3000K)	*1050lm*
Finish Color	*Black/Bronze*
Net Weight	*4.3Kg*

Product Light Peformance(System Max Lumens @3000K)

Model / Beam		Module D
EBA608	**10**	*570lm*



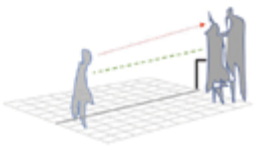

Model Number

Drawing	Model	Control Systems	Beam Direction	Module	CCT	Finish
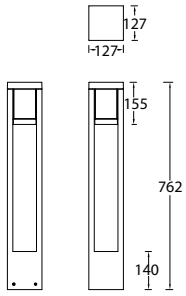	**EBA608-10**	**EL** *ON-OFF 220V AC Power Supply*	**C** *Circle*	**D** *Optical Module D*	**27** *2700K* **30** *3000K* **40** *4000K*	**BK** *Black* **BZ** *Bronze*

Example : EBA608-10EL-CD30BZ

Light Distribution

EBA608-10EL-CD30BZ

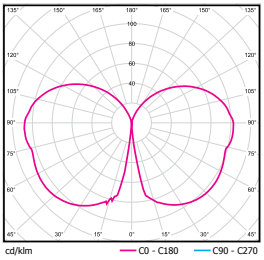

WAC GROUP

CONTROL SYSTEMS

WYMC-500 679

WYSC-M95 680

WDSP-01-80PT 681

WIRING SCHEMATIC DIAGRAM 683

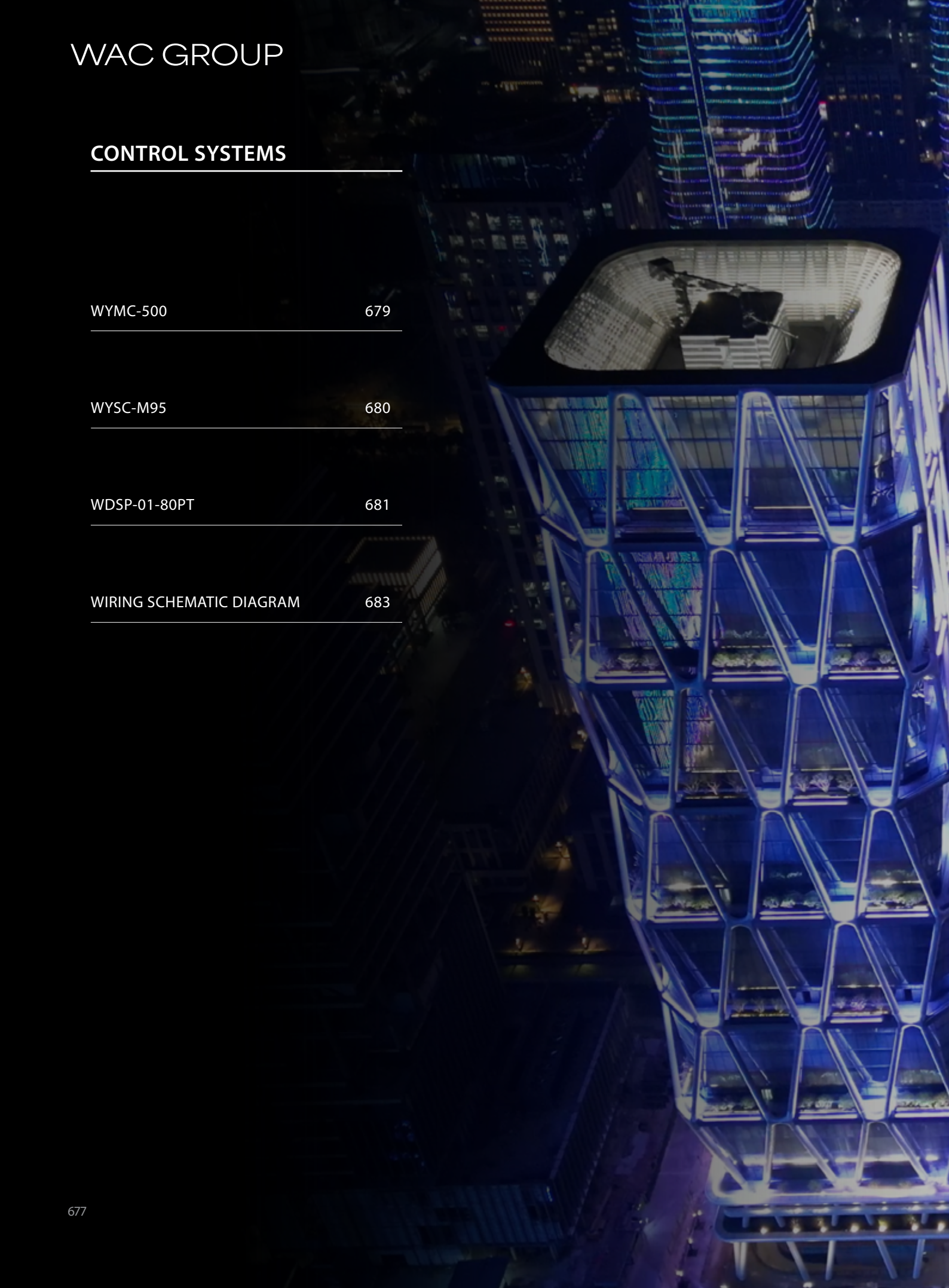



Guangzhou SANY IROOTECH Headquarters
Guangzhou, Guangdong Province

WYMC-500



Off-line master controller processes output for up to 120,000 individual LED nodes

SD card features easy storage of various program effects

Remote unit for easy and convenient control

Offers off-line scheduling, precise illumination selection, full brightness control, white light adjustment, color changing speed adjustment, and RGBW lighting control

Controls all WAC architectural exterior luminaires

Engineered with advanced technology, reliable quality and high load capacity

Model Number

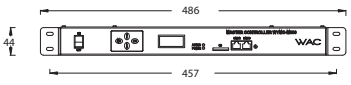

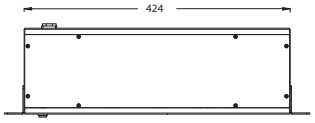

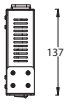

Input Voltage	*220V AC*
Power Supply	*15W*
Dimensions	*486mm x 137mm x 44mm*
Protection Rating	*IP20*
Operating Temperature	*0°-40°*

WYSC-M95



The output of the controller uses protocols of standard USITT DMX512/1990

Ethernet interface and UDP networking protocol are applied with a maximum transmission range of 100m

120Hz refresh rate ensures the stability of frames

512 level includes three primary colors and independent brightness control so that the accurate adjustment of white balance becomes more simple and effective

The module timely displays the controller parameters and status

Convenient to network between controllers with two network terminals on each controller

Synchronic control mode- offline player could be added externally

Operate according to user needs

8 output ports with controlled pixel points could reach up to 170 (512 DMX channel)

Controls all WAC architectural exterior luminaires

Engineered with advanced technology, reliable quality and high load capacity

Model Number

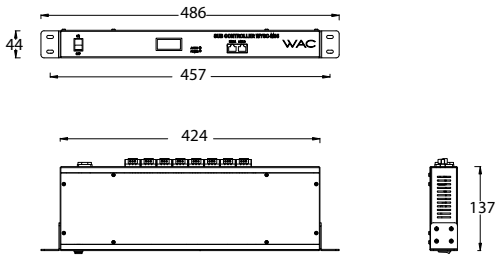

Input Voltage	*220V AC*
Power Supply	*15W*
Dimensions	*486mm x 137mm x 44mm*
Protection Rating	*IP20*
Operating Temperature	*0°-40°*

WDSP-01-80PT



The splitter could reshape and enlarge signal when the DMX512 signal descends after long distance. It has the function of extending signal transmission distance.

The addressing wire has the function of isolate protection, which protects luminaires and controllers, and improving the success ratio of addressing

Protocols：Standard DMX512

Input Voltage：6V-36V DC

Isolation voltage: 2500V

Addressing isolation: Magnetic insulation

Input : Inground wire、Data+(A)、Data-(B)、Addressing Input（Pin）

Output: Inground wire、Data+(A)、Date-(B)、Addressing Output（Pout）

Model Number

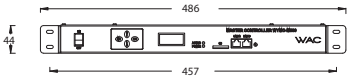

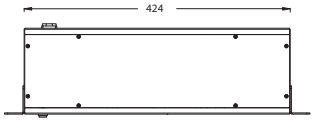

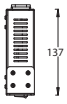

Input Voltage	*220V AC*
Power Supply	*15W*
Dimensions	*486mm x 137mm x 44mm*
Protection Rating	*IP20*
Operating Temperature	*0°-40°*

CONTROL SYSTEMS WIRING SCHEMATIC DIAGRAM

System Wiring DMX

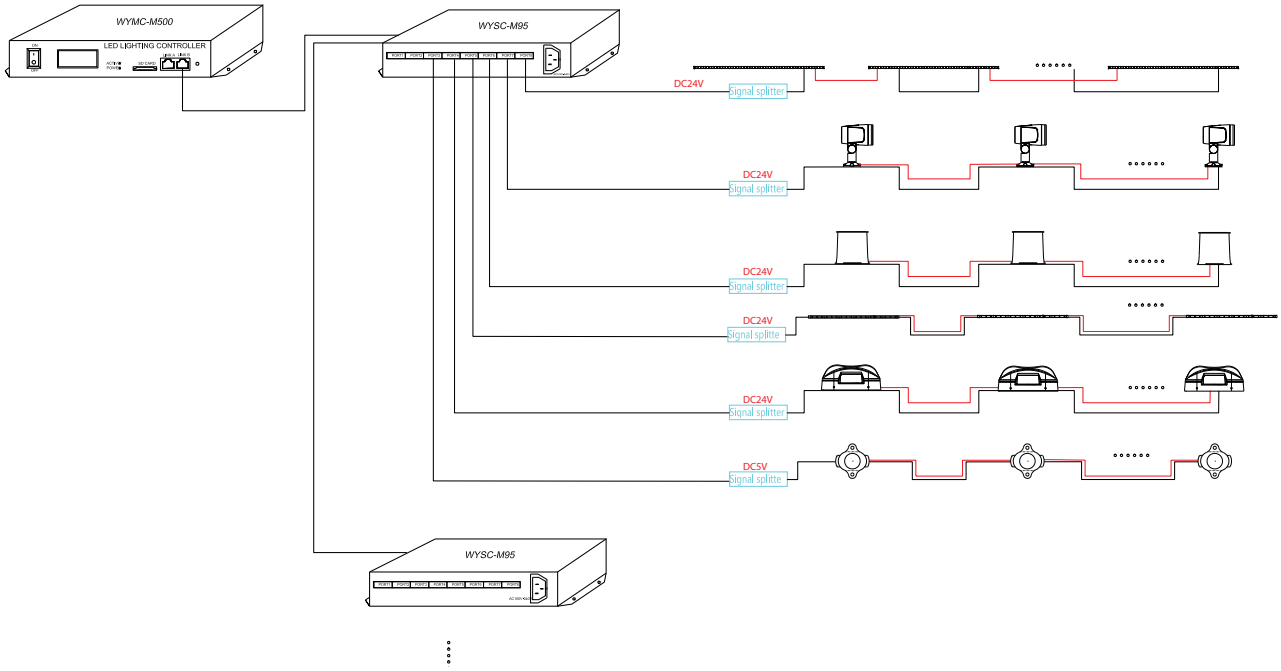

- Diminutive IP65 waterproof junction box is used for cable connections
- Each DMX signal amplifier is limited to 512 pixels (mono color),170 pixels (RGB) or 128 pixels(RGBW)

INTERIOR LIGHTING
3-CRICUIT TRACK WIRING SCHEMATIC DIAGRAM

0/1-10V dimming control system (220V AC)

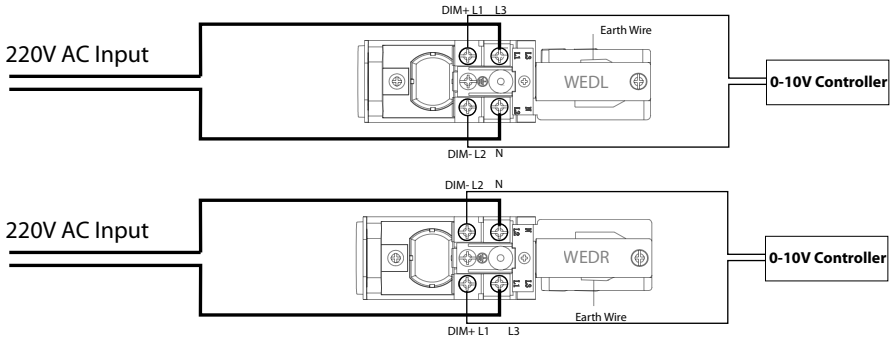

1. Recommend using RVVP 2*1.0 signal wires.
2. The signal is low-voltage input and cannot be connected to 220V AC directly. Wrong connection may damage LED driver and even the whole luminaires.

DALI dimming control system (220V AC)）

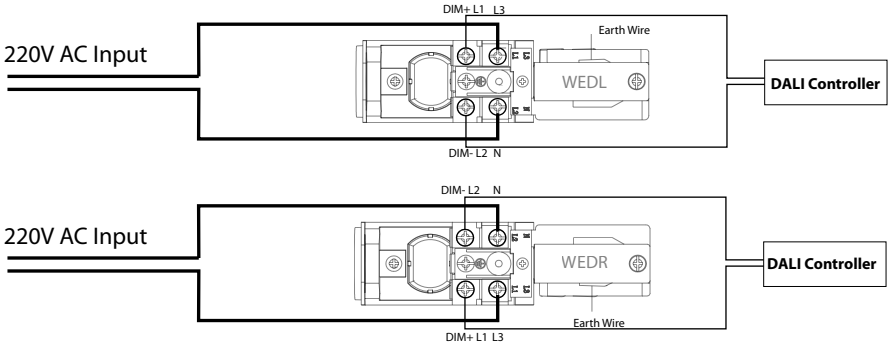

1. Recommend using RVVP 2*1.0 signal wires.
2. The signal is low-voltage input and cannot be connected to 220V AC directly. Wrong connection may damage LED driver and even the whole luminaires.

0/1-10V dimming control system (24V DC)

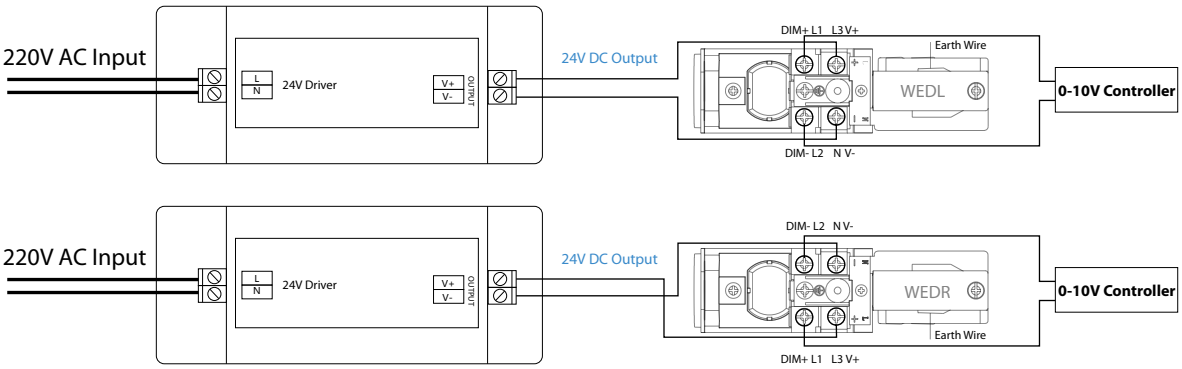

1. Q=Pt*0.8/Ps (Qty of luminares=Power of Driver*0.8/ Power of Single Luminiare.)
2. Recommend using RVVP 2*1.0 signal wires.
3. The signal is low-voltage input and cannot be connected to 220V AC directly. Wrong connection may damage LED driver and even the whole luminaires.

DMX dimming control system (24V DC)

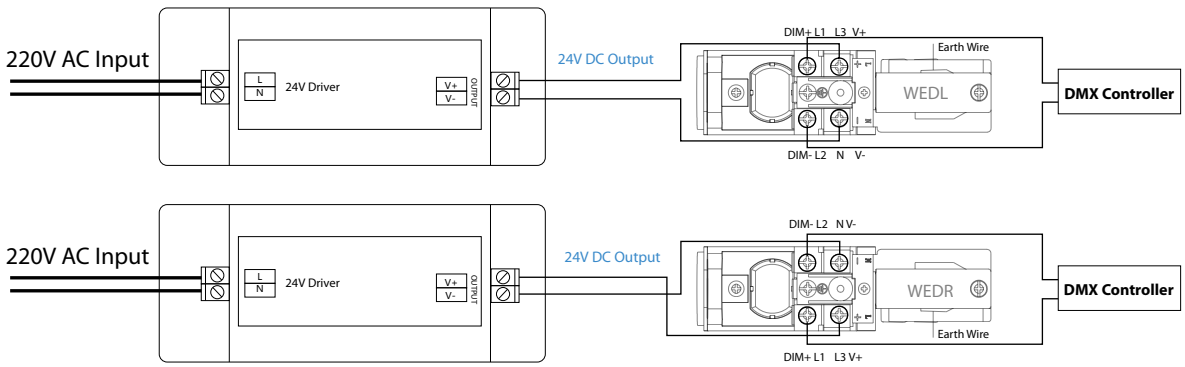

1. Q=Pt*0.8/Ps (Qty of luminares=Power of Driver*0.8/ Power of Single Luminiare.)
2. Recommend using RVVP 2*1.0 signal wires.
3. The signal is low-voltage input and cannot be connected to 220V AC directly. Wrong connection may damage LED driver and even the whole luminaires.

INTERIOR LIGHTING
DOWNLIGHT WIRING SCHEMATIC DIAGRAM

0/1-10V dimming control system (220V AC)

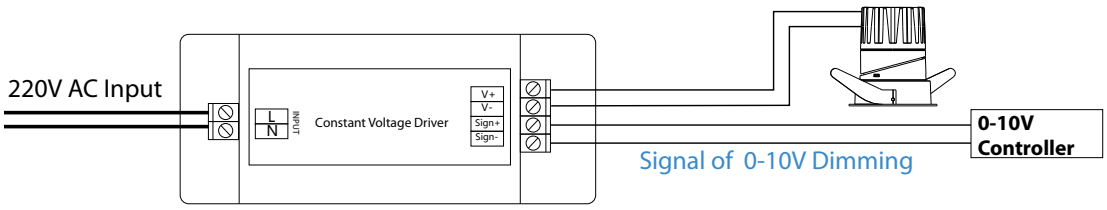

1. Recommend using RVVP 2*1.0 signal wires.
2. The signal is low-voltage input and cannot be connected to 220V AC directly. Wrong connection may damage LED driver and even the whole luminaires.

DALI dimming control system (220V AC)

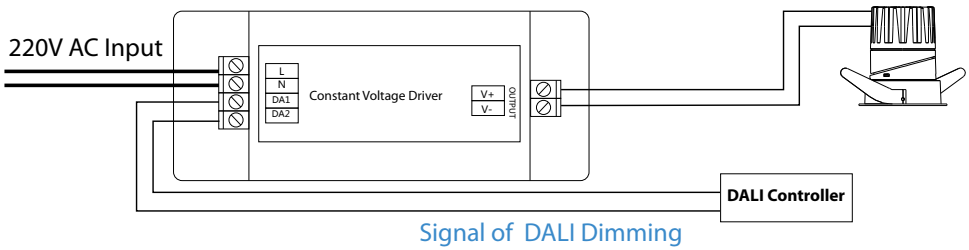

1. Recommend using RVVP 2*1.0 signal wires.
2. The signal is low-voltage input and cannot be connected to 220V AC directly. Wrong connection may damage LED driver and even the whole luminaires.

DMX dimming control system (220V AC)

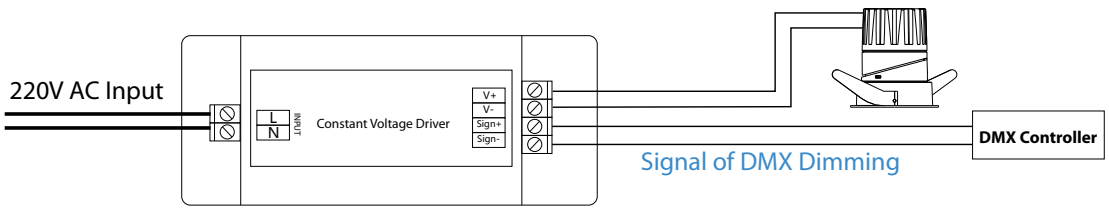

1. Recommend using RVVP 2*1.0 signal wires.
2. The signal is low-voltage input and cannot be connected to 220V AC directly. Wrong connection may damage LED driver and even the whole luminaires.

DALI dimming control system (220V AC Tunnable)

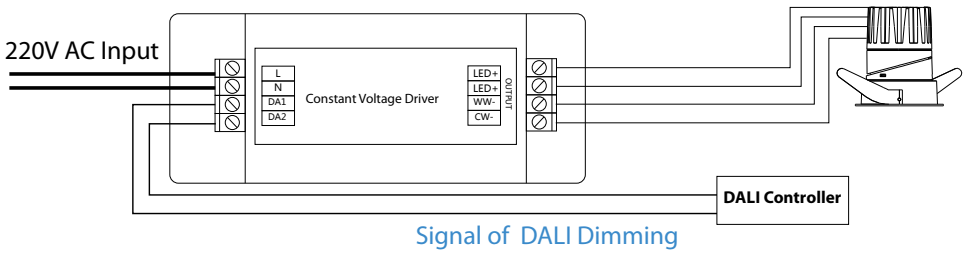

1. Recommend using RVVP 2*1.0 signal wires.
2. The signal is low-voltage input and cannot be connected to 220V AC directly. Wrong connection may damage LED driver and even the whole luminaires.

DMX dimming control system (24V DC)

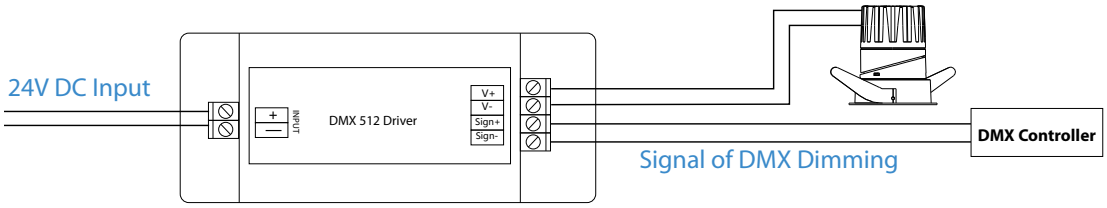

1. Recommend using RVVP 2*1.0 signal wires.
2. The signal is low-voltage input and cannot be connected to 220V AC directly. Wrong connection may damage LED driver and even the whole luminaires.

INTERIOR LIGHTING
TAPE LIGHT WIRING SCHEMATIC DIAGRAM

0/1-10V dimming control system (24V DC)

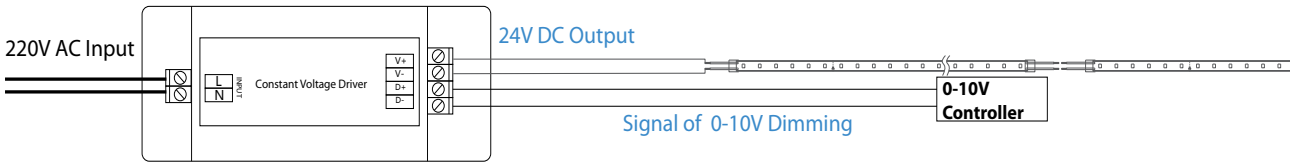

1. Q=Pt*0.8/Ps (Qty of luminares=Power of Driver*0.8/ Power of Single Luminiare.)
2. Recommend using RVVP 2*1.0 signal wires.
3. The signal is low-voltage input and cannot be connected to 220V AC directly. Wrong connection may damage LED driver and even the whole luminaires.

DALI dimming control system (24V DC)

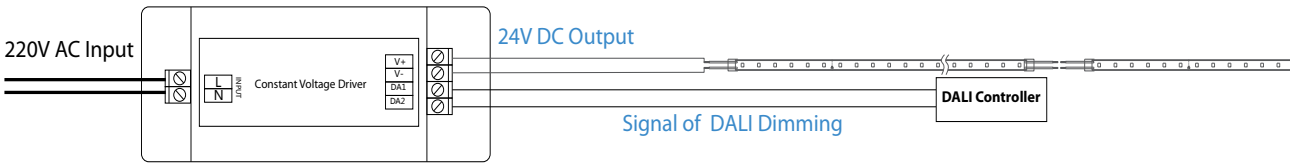

1. Q=Pt*0.8/Ps (Qty of luminares=Power of Driver*0.8/ Power of Single Luminiare.)
2. Recommend using RVVP 2*1.0 signal wires.
3. The signal is low-voltage input and cannot be connected to 220V AC directly. Wrong connection may damage LED driver and even the whole luminaires.

DMX dimming control system (24V DC)

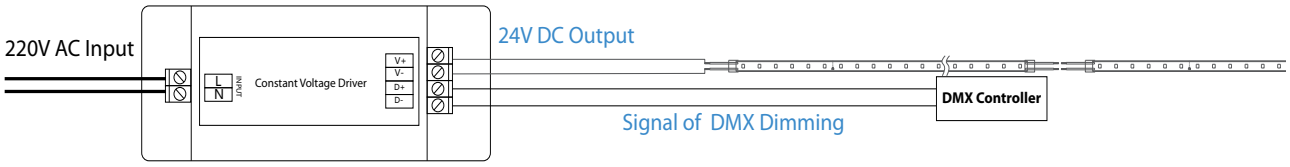

1. Q=Pt*0.8/Ps (Qty of luminares=Power of Driver*0.8/ Power of Single Luminiare.)
2. Recommend using RVVP 2*1.0 signal wires.
3. The signal is low-voltage input and cannot be connected to 220V AC directly. Wrong connection may damage LED driver and even the whole luminaires.



Wenzhou-Kean University
Zhejiang Province

WAC ARCHITECTURAL

EXTERIOR LIGHTING
LINEAR WIRING SCHEMATIC DIAGRAM

0/1-10V dimming control system (24V DC)

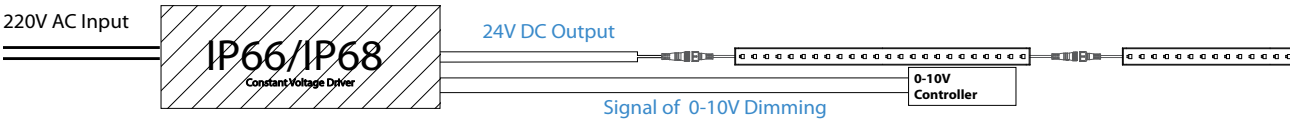

1. Q=Pt*0.8/Ps (Qty of luminares=Power of Driver*0.8/ Power of Single Luminiare.)
2. Recommend using RVVP 2*1.0 signal wires.
3. The signal is low-voltage input and cannot be connected to 220V AC directly. Wrong connection may damage LED driver and even the whole luminaires.
4. Minimum IP65 waterproof connector to be used for cable connections
5. Each power supply circuit is limited to a set of 8 luminaires

DMX dimming control system (24V DC)

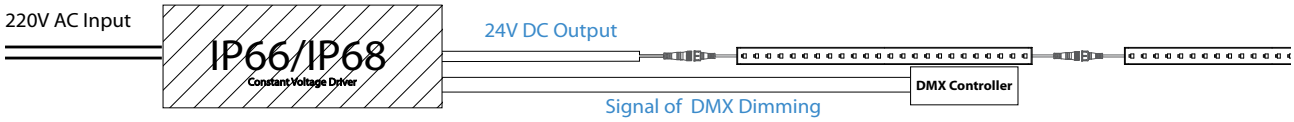

1. Q=Pt*0.8/Ps (Qty of luminares=Power of Driver*0.8/ Power of Single Luminiare.)
2. Recommend using RVVP 2*1.0 signal wires.
3. The signal is low-voltage input and cannot be connected to 220V AC directly. Wrong connection may damage LED driver and even the whole luminaires.
4. Minimum IP65 waterproof connector to be used for cable connections
5. Each power supply circuit is limited to a set of 8 luminaires

Max 700mA Driver control system

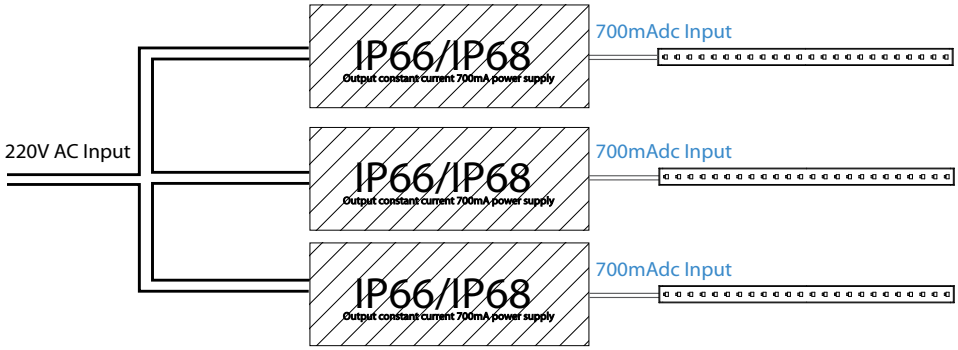

1. Recommend using RVVP 2*1.0 signal wires.
2. The signal is low-voltage input and cannot be connected to 220V AC directly. Wrong connection may damage LED driver and even the whole luminaires.
3. Minimum IP65 waterproof connector to be used for cable connections

EXTERIOR LIGHTING
SPOT WIRING SCHEMATIC DIAGRAM

DMX dimming control system (24V DC)

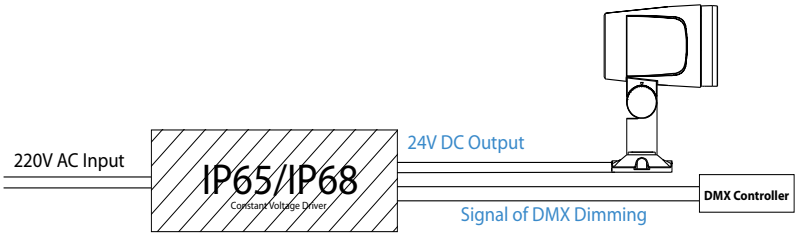

1. Q=Pt*0.8/Ps (Qty of luminares=Power of Driver*0.8/ Power of Single Luminiare.)
2. Recommend using RVVP 2*1.0 signal wires.
3. The signal is low-voltage input and cannot be connected to 220V AC directly. Wrong connection may damage LED driver and even the whole luminaires.

EXTERIOR LIGHTING
MARKER WIRING SCHEMATIC DIAGRAM

DMX dimming control system (5V DC)

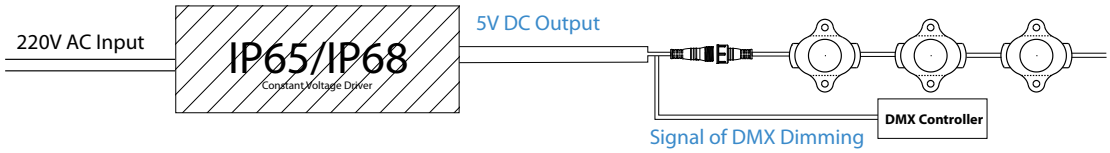

1. Q=Pt*0.8/Ps (Qty of luminares=Power of Driver*0.8/ Power of Single Luminiare.)
2. Recommend using RVVP 2*1.0 signal wires.
3. The signal is low-voltage input and cannot be connected to 220V AC directly. Wrong connection may damage LED driver and even the whole luminaires.

DMX dimming control system (24V DC)

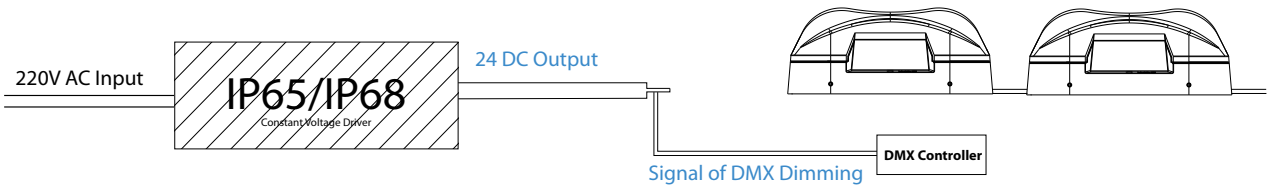

1. Q=Pt*0.8/Ps (Qty of luminares=Power of Driver*0.8/ Power of Single Luminiare.)
2. Recommend using RVVP 2*1.0 signal wires.
3. The signal is low-voltage input and cannot be connected to 220V AC directly. Wrong connection may damage LED driver and even the whole luminaires.

EXTERIOR LIGHTING
TAPE LIGHT WIRING SCHEMATIC DIAGRAM

0/1-10V dimming control system (24V DC)

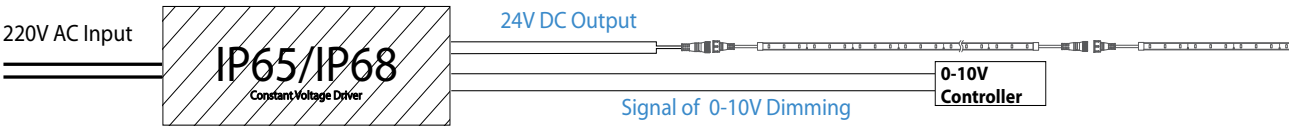

1. Q=Pt*0.8/Ps (Qty of luminares=Power of Driver*0.8/ Power of Single Luminiare.)
2. Recommend using RVVP 2*1.0 signal wires.
3. The signal is low-voltage input and cannot be connected to 220V AC directly. Wrong connection may damage LED driver and even the whole luminaires.

DALI dimming control system (24V DC)

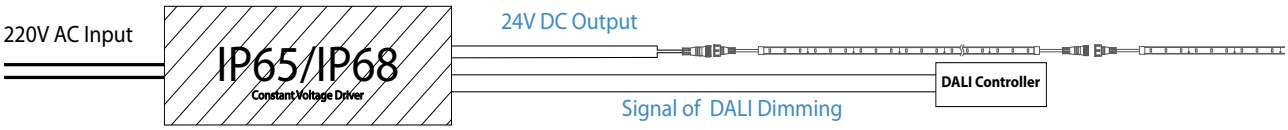

1. Q=Pt*0.8/Ps (Qty of luminares=Power of Driver*0.8/ Power of Single Luminiare.)
2. Recommend using RVVP 2*1.0 signal wires.
3. The signal is low-voltage input and cannot be connected to 220V AC directly. Wrong connection may damage LED driver and even the whole luminaires.

DMX dimming control system (24V DC)

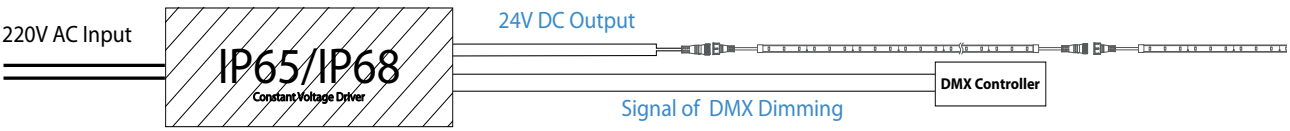

1. Q=Pt*0.8/Ps (Qty of luminares=Power of Driver*0.8/ Power of Single Luminiare.)
2. Recommend using RVVP 2*1.0 signal wires.
3. The signal is low-voltage input and cannot be connected to 220V AC directly. Wrong connection may damage LED driver and even the whole luminaires.

0/1-10V dimming control system (12V DC)

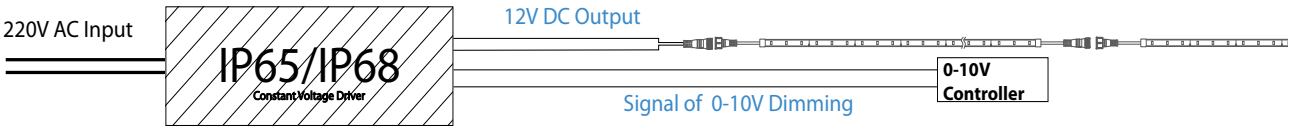

1. Q=Pt*0.8/Ps (Qty of luminares=Power of Driver*0.8/ Power of Single Luminiare.)
2. Recommend using RVVP 2*1.0 signal wires.
3. The signal is low-voltage input and cannot be connected to 220V AC directly. Wrong connection may damage LED driver and even the whole luminaires.

DALI dimming control system (12V DC)

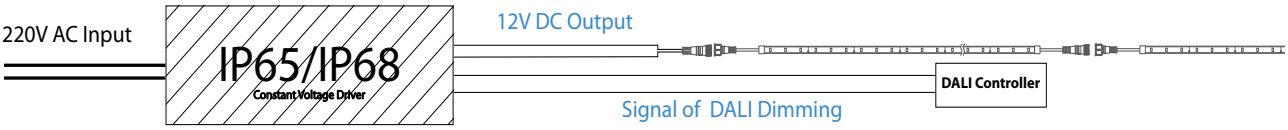

1. Q=Pt*0.8/Ps (Qty of luminares=Power of Driver*0.8/ Power of Single Luminiare.)
2. Recommend using RVVP 2*1.0 signal wires.
3. The signal is low-voltage input and cannot be connected to 220V AC directly. Wrong connection may damage LED driver and even the whole luminaires.

DMX dimming control system (12V DC)

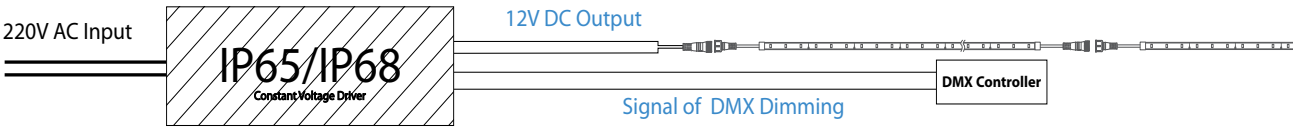

1. Q=Pt*0.8/Ps (Qty of luminares=Power of Driver*0.8/ Power of Single Luminiare.)
2. Recommend using RVVP 2*1.0 signal wires.
3. The signal is low-voltage input and cannot be connected to 220V AC directly. Wrong connection may damage LED driver and even the whole luminaires.

EXTERIOR LIGHTING
IN-GROUND WIRING SCHEMATIC DIAGRAM

DMX dimming control system (24V AC)

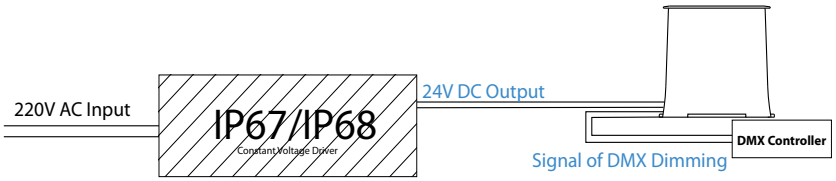

1. Q=Pt*0.8/Ps (Qty of luminares=Power of Driver*0.8/ Power of Single Luminiare.)
2. Recommend using e RVVP 2*1.0 signal wires.
3. The signal is low-voltage input and cannot be connected to 220V AC directly. Wrong connection may damage LED driver and even the whole luminaires.



Universal Beijing Resort
Beijing

COLORSCAPING

IN-GROUND 697

INDICATOR LIGHTS 699
GRAND IN-GROUND 703

SPOT LUMINAIRES 705

ACCENT 707
POWER ACCENT 709
WALL WASH 711

WALL MOUNTED LUMINAIRES 713

CYLINDER WALL MOUNT 715
STEP LIGHT 717
LINEAR PATH LIGHT 719
// 720

BOLLARD LUMINAIRES 723

// 720
HARDSCAPE 721
TIKI 725
BALANCE 727
SLOPE 729

CONTROL SYSTEMS 731


COLORSCAPING
BY WAC
ARTFUL ILLUMINATION



IN-GROUND

Indicator Lights provide soft, diffused lighting and are factory-sealed to prevent any degradation or water intrusion. Each Indicator fixture is constructed of solid stainless steel construction for durability and resistance against the elements.



The Vista Serena Project
Las Vegas, NV

INDICATOR LIGHTS



Body Material	*Stainless steel lamp body*
Optical System	*Clear lens included*
Accessories/Brackets	*Recessed casing*

LED Options

	E2011	E2021	E2051	E2081	E2071	E2091	E2101	E2111	E2121	E2131
LED Type	*SMD*	*SMD*	*SMD*	*SMD*	*SMD*	*SMD*	*SMD*	*SMD*	*SMD*	*SMD*
CRI	*Ra85*	*Ra85*	*Ra85*	*Ra85*	*Ra85*	*Ra85*	*Ra85*	*Ra85*	*Ra85*	*Ra85*
LED Color Consistency	*5 SDCM*	*5 SDCM*	*5 SDCM*	*5 SDCM*	*5 SDCM*	*5 SDCM*	*5 SDCM*	*5 SDCM*	*5 SDCM*	*5 SDCM*
LED Color	*RGBCW 2700K~6500K*	*RGBCW 2700K~6500K*	*RGBCW 2700K~6500K*	*RGBCW 2700K~6500K*	*RGBCW 2700K~6500K*	*RGBCW 2700K~6500K*	*RGBCW 2700K~6500K*	*RGBCW 2700K~6500K*	*RGBCW 2700K~6500K*	*RGBCW 2700K~6500K*
LED Lifetime	*>50,000h-L70/B10-Ta25℃ (LM-80/TM-21)*									

Product Data

	E2011	E2021	E2051	E2081	E2071	E2091	E2101	E2111	E2121	E2131
LED Power	*3W(MAX)*	*4.5W(MAX)*	*4.5W(MAX)*	*4.5W(MAX)*	*4.5W(MAX)*	*4.5W(MAX)*	*4.5W(MAX)*	*4.5W(MAX)*	*4.5W(MAX)*	*4.5W(MAX)*
LEDs (Quantity)	*12*	*12*	*12*	*12*	*12*	*12*	*12*	*12*	*12*	*12*
LED Lumen Output	*360lm*	*360lm*	*360lm*	*360lm*	*360lm*	*360lm*	*360lm*	*360lm*	*360lm*	*360lm*
Finish Color	*Stainless Steel*	*Stainless Steel*	*Stainless Steel*	*Stainless Steel*	*Stainless Steel*	*Stainless Steel*	*Stainless Steel*	*Stainless Steel*	*Stainless Steel*	*Stainless Steel*
Net Weight	*0.5KG*	*0.5KG*	*0.7KG*	*0.5KG*	*0.8KG*	*0.6KG*	*0.7KG*	*0.6KG*	*0.6KG*	*0.6KG*

Product Light Peformance(System Max Lumens @3000K)

Model	Beam	80°	Ground Hood	Bi-Directional	Single Directional	Quad Directional	Shroud	Louver	Scoop
E2011	**05**	*252lm*	/	/	/	/	/	/	/
E2021	**05**	*252lm*	/	/	/	/	/	/	/
E2051	**05**	*252lm*	/	/	/	/	/	/	/
E2081	**05**	/	*50lm*	/	/	/	/	/	/
E2071	**05**	/	/	*7lm*	/	/	/	/	/
E2091	**05**	/	/	/	*10lm*	/	/	/	/
E2101	**05**	/	/	/	/	*15lm*	/	/	/
E2111	**05**	/	/	/	/	/	*230lm*	/	/
E2121	**05**	/	/	/	/	/	/	*82lm*	/
E2131	**05**	/	/	/	/	/	/	/	*138lm*

Model Number

Drawing	Model	Power	Control Systems	Beam	CCT	Finish
	**E2011**	**05** *4.5W(MAX)*	**PT** *PLC Dimming 15V AC Power Supply*	**8** *80°*	**YC** *RGBCW 2700K-6500K*	**SS** *Stainless Steel*

Example : E2011-05PT-8YCSS
Note:To be used with EWYMC-M8150-SS / EWYMC-M8300-SS

Drawing	Model	Power	Control Systems	Beam	CCT	Finish
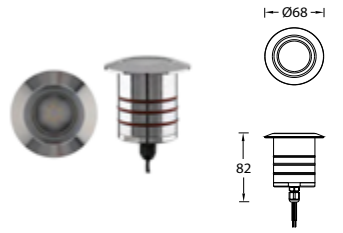	**E2021**	**05** *4.5W(MAX)*	**PT** *PLC Dimming 15V AC Power Supply*	**8** *80°*	**YC** *RGBCW 2700K-6500K*	**SS** *Stainless Steel*

Example : E2021-05PT-8YCSS
Note:To be used with EWYMC-M8150-SS / EWYMC-M8300-SS

Drawing	Model	Power	Control Systems	Beam	CCT	Finish
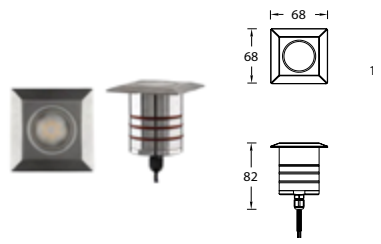	**E2051**	**05** *4.5W(MAX)*	**PT** *PLC Dimming 15V AC Power Supply*	**8** *80°*	**YC** *RGBCW 2700K-6500K*	**SS** *Stainless Steel*

Example : E2051-05PT-8YCSS
Note:To be used with EWYMC-M8150-SS / EWYMC-M8300-SS

Drawing	Model	Power	Control Systems	Beam	CCT	Finish
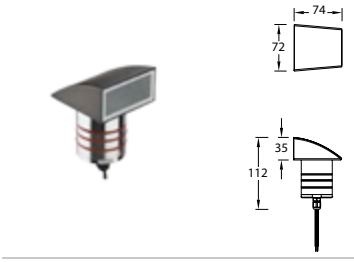	**E2081**	**05** *4.5W(MAX)*	**PT** *PLC Dimming 15V AC Power Supply*	**8** *Ground Hood*	**YC** *RGBCW 2700K-6500K*	**SS** *Stainless Steel*

Example : E2081-05PT-8YCSS
Note:To be used with EWYMC-M8150-SS / EWYMC-M8300-SS

Model Number

Drawing	Model	Power	Control Systems	Beam	CCT	Finish
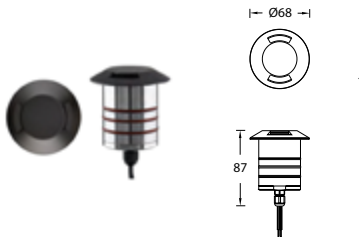	**E2071**	**05** *4.5W(MAX)*	**PT** *PLC Dimming 15V AC Power Supply*	**8** *Bi-Directional*	**YC** *RGBCW 2700K-6500K*	**SS** *Stainless Steel*

Example : E2071-05PT-8YCSS
Note:To be used with EWYMC-M8150-SS / EWYMC-M8300-SS

Drawing	Model	Power	Control Systems	Beam	CCT	Finish
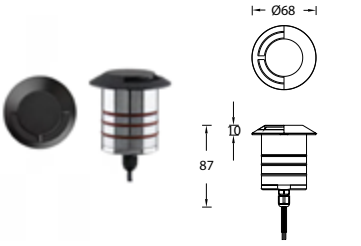	**E2091**	**05** *4.5W(MAX)*	**PT** *PLC Dimming 15V AC Power Supply*	**8** *Single Directional*	**YC** *RGBCW 2700K-6500K*	**SS** *Stainless Steel*

Example : E2091-05PT-8YCSS
Note:To be used with EWYMC-M8150-SS / EWYMC-M8300-SS

Drawing	Model	Power	Control Systems	Beam	CCT	Finish
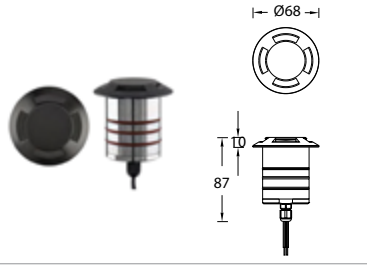	**E2101**	**05** *4.5W(MAX)*	**PT** *PLC Dimming 15V AC Power Supply*	**8** *Quad Directional*	**YC** *RGBCW 2700K-6500K*	**SS** *Stainless Steel*

Example : E2101-05PT-8YCSS
Note:To be used with EWYMC-M8150-SS / EWYMC-M8300-SS

Drawing	Model	Power	Control Systems	Beam	CCT	Finish
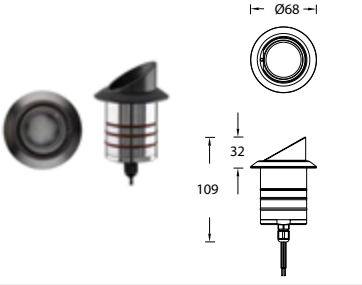	**E2111**	**05** *4.5W(MAX)*	**PT** *PLC Dimming 15V AC Power Supply*	**8** *Shroud*	**YC** *RGBCW 2700K-6500K*	**SS** *Stainless Steel*

Example : E2111-05PT-8YCSS
Note:To be used with EWYMC-M8150-SS / EWYMC-M8300-SS

Model Number

Drawing	Model	Power	Control Systems	Beam	CCT	Finish
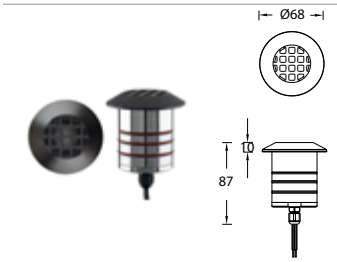	**E2121**	**05** *4.5W(MAX)*	**PT** *PLC Dimming 15V AC Power Supply*	**8** *Louver*	**YC** *RGBCW 2700K-6500K*	**SS** *Stainless Steel*

Example : E2121-05PT-8YCSS
Note:To be used with EWYMC-M8150-SS / EWYMC-M8300-SS

Drawing	Model	Power	Control Systems	Beam	CCT	Finish
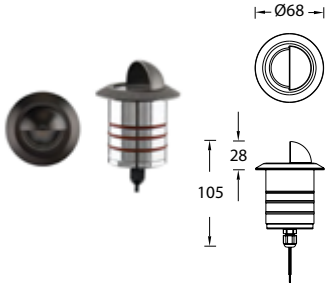	**E2131**	**05** *4.5W(MAX)*	**PT** *PLC Dimming 15V AC Power Supply*	**8** *Scoop*	**YC** *RGBCW 2700K-6500K*	**SS** *Stainless Steel*

Example : E2131-05PT-8YCSS
Note:To be used with EWYMC-M8150-SS / EWYMC-M8300-SS

Accessories

Model	Description	Picture	Mounting
E2021-RC001	*Recessed Casing*		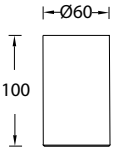

GRAND IN-GROUND



Body Material	*Die-cast aluminum*
Optical System	*Clear lens included*
Finish	*Environmentally safe powder coat*
Accessories/Brackets	*Recessed casing*

LED Options

	E5831
LED Type	*SMD*
CRI	*Ra85*
LED Color Consistency	*5 SDCM*
LED Color	*RGBCW/2700K~6500K*
LED Lifetime	*>50,000h-L70/B10-Ta25℃ (LM-80/TM-21)*

Product Data

	E5831
LED Power	*21W(MAX)*
LEDs (Quantity)	*45*
LED Lumen Output	*1840lm*
Finish Color	*Black/Bronze*
Net Weight	*3.3KG*

Product Light Peformance(System Max Lumens @3000K)

Model / Beam		20°
E5831	**23**	*567lm*

Model Number

Drawing	Model	Power	Control Systems	Beam	CCT	Finish
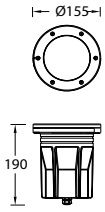	**E5831**	**23** *23W(MAX)*	**PT** *PLC Dimming* *15V AC Power Supply*	**2** *20°*	**YC** *RGBCW 2700K-6500K*	**BK** *Black* **BZ** *Bronze*

Example : E5831-15PT-2YCBK
Note:To be used with EWYMC-M8150-SS / EWYMC-M8300-SS

Light Distribution

E5831

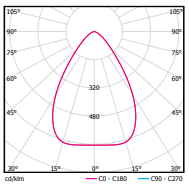

E5831-23PT-2YCBK

0º Aiming Angle

D(M)	LUX	W	L
1	645	0.4	0.4
2	161	0.7	0.7
3	72	1.1	1.1
4	40	1.4	1.4

Accessories

Model	Description	Picture	Mounting
E5831-GRD-BK	*Cover*		/
E5831-GRD-BZ	*Cover*		/
E5831-RC001	*Recessed Casing*		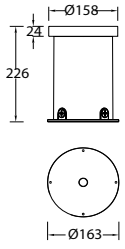

SPOT LUMINAIRES

Our fully adjustable, integrated landscape Accent Lights feature multiple, lockable beam angles, and wattage controlled directly onboard to direct light as desired on shrubbery, hedgerows, arbors, and other outdoor spaces.


COLORSCAPING
BY WAC
ARTFUL ILLUMINATION

ACCENT



Body Material	*Die-cast aluminum*
Optical System	*Clear lens included*
Finish	*Environmentally safe powder coat*
Adjustable angle	*0°-360° horizontal rotation and -30° to 90° vertical aiming tilt*
Accessories/Brackets	*Glare shield and spike, etc.*

LED Options

	E5811	E5812
LED Type	*SMD*	*SMD*
CRI	*Ra85*	*Ra85*
LED Color Consistency	*5 SDCM*	*5 SDCM*
LED Color	*RGBCW 2700K~6500K*	*RGBCW 2700K~6500K*
LED Lifetime	*>50,000h-L70/B10-Ta25℃ (LM-80/TM-21)*	*>50,000h-L70/B10-Ta25℃ (LM-80/TM-21)*

Product Data

	E5811	E5812
LED Power	*12W(MAX)*	*18W(MAX)*
LEDs (Quantity)	*25*	*45*
LED Lumen Output	*1200lm*	*1920lm*
Finish Color	*Black/Bronze*	*Black/Bronze*
Net Weight	*3.2KG*	*4.3KG*

Product Light Peformance(System Max Lumens @3000K)

Model	Beam	20°-60°	20°-70°
E5811	**15**	*519lm*	*/*
E5812	**24**	*/*	*1150lm*

Model Number

Drawing	Model	Power	Control Systems	Beam	CCT	Finish
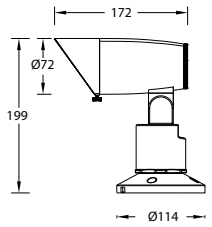	**E5811**	**15** *15W(MAX)*	**PT** *PLC Dimming 15V AC Power Supply*	**F** *20°-60°*	**YC** *RGBCW 2700K-6500K*	**BK** *Black* **BZ** *Bronze*

Example : E5811-15PT-FYCBK
Note:To be used with EWYMC-M8150-SS / EWYMC-M8300-SS

Drawing	Model	Power	Control Systems	Beam	CCT	Finish
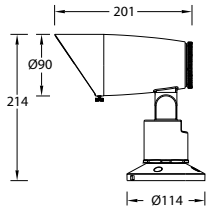	**E5812**	**24** *24W(MAX)*	**PT** *PLC Dimming 15V AC Power Supply*	**F** *20°-70°*	**YC** *RGBCW 2700K-6500K*	**BK** *Black* **BZ** *Bronze*

Example : E5812-24PT-FYCBK
Note:To be used with EWYMC-M8150-SS / EWYMC-M8300-SS

Accessories

Description	Picture	Mounting	E5811	E5812
Wall Wash Visor		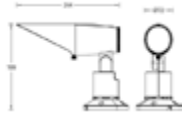	E5811-WW1-BK	/
Wall Wash Visor			E5811-WW1-BZ	/
Wall Wash Visor		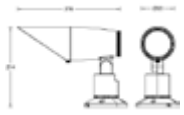	/	E5812-WW1-BK
Wall Wash Visor			/	E5812-WW1-BZ
Wall Wash Visor		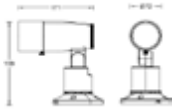	E5811-WW2-BK	/
Wall Wash Visor			E5811-WW2-BZ	/
Wall Wash Visor		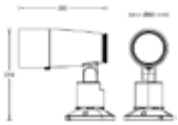	/	E5812-WW2-BK
Wall Wash Visor			/	E5812-WW2-BZ
Stainless Plate With Spike (Round base)		/	EP1SL-SPK-BK	EP1SL-SPK-BK

POWER ACCENT



Body Material	*Die-cast aluminum*
Optical System	*Clear lens included*
Finish	*Environmentally safe powder coat*
Adjustable angle	*0°-360° horizontal rotation and -30° to 90° vertical aiming tilt*
Accessories/Brackets	*Spike*

LED Options

	E5813
LED Type	*High Power LED*
CRI	*Ra85*
LED Color Consistency	*5 SDCM*
LED Color	*RGBCW/2700K~6500K*
LED Lifetime	*>50,000h-L70/B10-Ta25℃ (LM-80/TM-21)*

Product Data

	E5813
LED Power	*11W(MAX)*
LEDs (Quantity)	*14*
LED Lumen Output	*1120lm*
Finish Color	*Black/Bronze*
Net Weight	*3.3KG*

Product Light Peformance(System Max Lumens @3000K)

Model / Beam		15°	25°	45°	60°
E5813	**14**	*1357lm*	*1357lm*	*1357lm*	*1357lm*

Model Number

Drawing	Model	Power	Control Systems	Beam	CCT	Finish
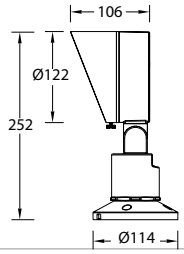	**E5813**	**14** *14W(MAX)*	**PT** *PLC Dimming 15V AC Power Supply*	**1** *15°* **2** *25°* **4** *45°* **6** *60°*	**YC** *RGBCW 2700K-6500K*	**BK** *Black* **BZ** *Bronze*

Example : E5813-14PT-1YCBK
Note:To be used with EWYMC-M8150-SS / EWYMC-M8300-SS

Accessories

Model	Description	Picture
EP1SL-SPK-BK	*Stainless Plate With Spike (Round base)*	

WALL WASH



Body Material	*Die-cast aluminum*
Optical System	*Clear lens included*
Finish	*Environmentally safe powder coat*
Adjustable angle	*0°-360° horizontal rotation and -30° to 90° vertical aiming tilt*
Accessories/Brackets	*Glare shield and spike, etc.*

LED Options

	E5821
LED Type	*SMD*
CRI	*Ra85*
LED Color Consistency	*5 SDCM*
LED Color	*RGBCW/2700K~6500K*
LED Lifetime	*>50,000h-L70/B10-Ta25℃ (LM-80/TM-21)*

Product Data

	E5821
LED Power	*13W(MAX)*
LEDs (Quantity)	*48*
LED Lumen Output	*1280lm*
Finish Color	*Black/Bronze*
Net Weight	*1.1KG*

Product Light Peformance(System Max Lumens @3000K)

Model \ Beam		50°x80°
E5821	**16**	*1037lm*

Model Number

Drawing	Model	Power	Control Systems	Beam	CCT	Finish
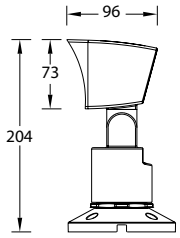	**E5821**	**16** *16W(MAX)*	**PT** *PLC Dimming 15V AC Power Supply*	**G** *50°x80°*	**YC** *RGBCW 2700K-6500K*	**BK** *Black* **BZ** *Bronze*

Example : E5821-16PT-GYCBK
Note:To be used with EWYMC-M8150-SS / EWYMC-M8300-SS

Accessories

Model	Description	Picture
EP1SL-SPK-BK	*Stainless Plate With Spike (Round base)*	

WALL MOUNTED LUMINAIRES


COLORSCAPING

CYLINDER WALL MOUNT



Body Material	*Die-cast aluminum*
Optical System	*Clear lens included*
Finish	*Environmentally safe powder coat*
Adjustable angle	*0°-360° horizontal rotation and -30° to 90° vertical aiming tilt*
Accessories/Brackets	*Glare shield and spike, etc.*

LED Options

	E3911
LED Type	*SMD*
CRI	*Ra85*
LED Color Consistency	*5 SDCM*
LED Color	*RGBCW/2700K~6500K*
LED Lifetime	*>50,000h-L70/B10-Ta25℃ (LM-80/TM-21)*

Product Data

	E3911
LED Power	*5.5W(MAX)*
LEDs (Quantity)	*24*
LED Lumen Output	*360lm*
Finish Color	*Black/Bronze*
Net Weight	*0.65Kg*

Product Light Peformance(System Max Lumens @3000K)

Model / Beam		80°
E3911	**07**	*180lm*

Model Number

Drawing	Model	Power	Control Systems	Beam	CCT	Finish
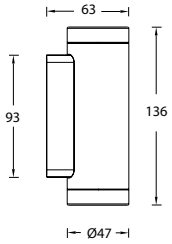	**E3911**	**07** *7W(MAX)*	**PT** *PLC Dimming 15V AC Power Supply*	**8** *80°*	**YC** *RGBCW 2700K-6500K*	**BK** *Black* **BZ** *Bronze*

Example : E3911-07PT-8YCBK
Note:To be used with EWYMC-M8150-SS / EWYMC-M8300-SS

STEP LIGHT



Body Material	*Die-cast aluminum*
Finish	*Environmentally safe powder coat*

LED Options

	E4011
LED Type	*SMD*
CRI	*Ra85*
LED Color Consistency	*5 SDCM*
LED Color	*RGBCW/2700K~6500K*
LED Lifetime	*>50,000h-L70/B10-Ta25℃ (LM-80/TM-21)*

Product Data

	E4011
LED Power	*4W(MAX)*
LEDs (Quantity)	*12*
LED Lumen Output	*400lm*
Finish Color	*Black/White/Bronze/Stainless Steel*
Net Weight	*0.36Kg*

Product Light Peformance(System Max Lumens @3000K)

Model / Beam		Optical Module A
E4011	**05**	*81lm*

Model Number

Drawing	Model	Power	Control Systems	Module	CCT	Finish
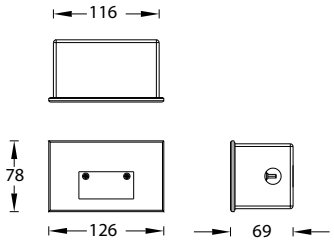	**E4011**	**05** *5W(MAX)*	**PT** *PLC Dimming 15V AC Power Supply*	**A** *Optical Module A*	**YC** *RGBCW 2700K-6500K*	**BK** *Black* **WT** *White* **BZ** *Bronze* **SS** *Stainless Steel*

Example : E4011-05PT-AYCBK
Note:To be used with EWYMC-M8150-SS / EWYMC-M8300-SS

LINEAR PATH LIGHT



Body Material	*Die-cast aluminum*
Finish	*Environmentally safe powder coat*
Accessories/Brackets	*0° to 90° vertical aiming tilt*

LED Options

	E6401
LED Type	*SMD*
CRI	*Ra85*
LED Color Consistency	*5 SDCM*
LED Color	*RGBCW/2700K~6500K*
LED Lifetime	*>50,000h-L70/B10-Ta25℃ (LM-80/TM-21)*

Product Data

	E6401
LED Power	*3W(MAX)*
LEDs (Quantity)	*18*
LED Lumen Output	*400lm*
Finish Color	*Black/Bronze*
Net Weight	*0.85Kg*

Product Light Peformance(System Max Lumens @3000K)

Model / Beam		90°x120°
E6401	**05**	*291lm*

Model Number

Drawing	Model	Power	Control Systems	Module	CCT	Finish
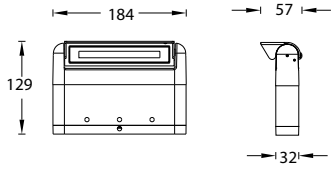	**E6401**	**05** *5W(MAX)*	**PT** *PLC Dimming 15V AC Power Supply*	**G** *90°x120°*	**YC** *RGBCW 2700K-6500K*	**BK** *Black* **BZ** *Bronze*

Example : E6401-05PT-GYCBK
Note:To be used with EWYMC-M8150-SS / EWYMC-M8300-SS

Accessories

Model	Description	Picture	Mounting
E6401-SPK-SS	*SPK*		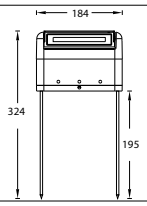
E5000-X102-BZ	*Extension Rods*		/
E5000-X102-BK			
E5000-X153-BZ			
E5000-X153-BK			
E5000-X203-BZ			
E5000-X203-BK			
E5000-X305-BZ			
E5000-X305-BK			
E5000-X457-BZ			
E5000-X457-BK			
E5000-X610-BZ			
E5000-X610-BK			
E9000-ST9-BZ	*Durable PVC stake*		/

HARDSCAPE



Body Material	*Die-cast aluminum*
Finish	*Environmentally safe powder coat*
Adjustable angle	*Recessed bracket*

LED Options

	E7872	E7822
LED Type	*SMD*	*SMD*
CRI	*Ra85*	*Ra85*
LED Color Consistency	*5 SDCM*	*5 SDCM*
LED Color	*RGBCW 2700K~6500K*	*RGBCW 2700K~6500K*
LED Lifetime	*>50,000h-L70/B10-Ta25℃ (LM-80/TM-21)*	*>50,000h-L70/B10-Ta25℃ (LM-80/TM-21)*

Product Data

	E7872	E7822
LED Power	*4W(MAX)*	*9W(MAX)*
LEDs (Quantity)	*18*	*36*
LED Lumen Output	*560lm*	*1120lm*
Finish Color	*Black/Bronze*	*Black/Bronze*
Net Weight	*0.4Kg*	*0.7Kg*

Product Light Peformance(System Max Lumens @3000K)

Model	Beam	100°
E7872	**07**	*375lm*
E7822	**14**	*768lmlm*

Model Number

Drawing	Model	Power	Control Systems	Module	CCT	Finish
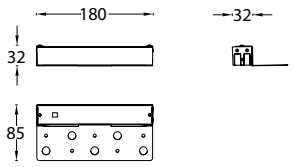	**E7872**	**07** *7W(MAX)*	**PT** *PLC Dimming 15V AC Power Supply*	**A** *100°*	**YC** *RGBCW 2700K-6500K*	**BK** *Black* **BZ** *Bronze*
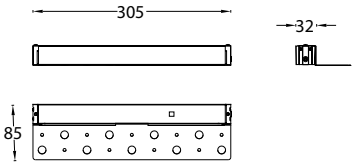	**E7822**	**14** *14W(MAX)*	**PT** *PLC Dimming 15V AC Power Supply*	**A** *100°*	**YC** *RGBCW 2700K-6500K*	**BK** *Black* **BZ** *Bronze*

Example : E7872-07PT-AYCBK
Note:To be used with EWYMC-M8150-SS / EWYMC-M8300-SS

Accessories

Description	Picture	Mounting	E7872-07	E7822-14
Adjust Bracket			E7872-AB001-BK	/
Adjust Bracket			E7872-AB001-BZ	/
Adjust Bracket			/	E7822-AB001-BK
Adjust Bracket			/	E7822-AB001-BZ

BOLLARD LUMINAIRES


COLORSCAPING®
BY WAC ARTFUL ILLUMINATION

TIKI



Body Material	*Die-cast aluminum*
Finish	*Environmentally safe powder coat*

LED Options

	E6841
LED Type	*SMD*
CRI	*Ra85*
LED Color Consistency	*5 SDCM*
LED Color	*RGBCW/2700K~6500K*
LED Lifetime	*>50,000h-L70/B10-Ta25℃ (LM-80/TM-21)*

Product Data

	E6841
LED Power	*10W(MAX)*
LEDs (Quantity)	*32*
LED Lumen Output	*960lm*
Finish Color	*Black/Bronze*
Net Weight	*1.05Kg*

Product Light Peformance(System Max Lumens @3000K)

Model / Beam		Optical Module C
E6841	**12**	*684lm*

Model Number

Drawing	Model	Power	Control Systems	Module	CCT	Finish
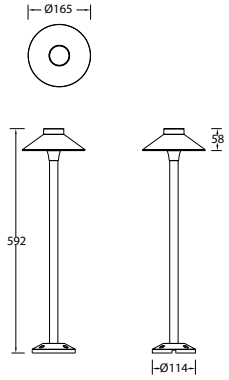	**E6841**	**12** *12W(MAX)*	**PT** *PLC Dimming 15V AC Power Supply*	**C** *Optical Module C*	**YC** *RGBCW 2700K-6500K*	**BK** *Black* **BZ** *Bronze*

Example : E6841-12PT-CYCBK
Note:To be used with EWYMC-M8150-SS / EWYMC-M8300-SS

BALANCE



Body Material	*Die-cast aluminum*
Finish	*Environmentally safe powder coat*

LED Options

	E6861
LED Type	*SMD*
CRI	*Ra85*
LED Color Consistency	*5 SDCM*
LED Color	*RGBCW/2700K~6500K*
LED Lifetime	*>50,000h-L70/B10-Ta25℃ (LM-80/TM-21)*

Product Data

	E6861
LED Power	*3W(MAX)*
LEDs (Quantity)	*16*
LED Lumen Output	*560lm*
Finish Color	*Black/Bronze*
Net Weight	*1.05Kg*

Product Light Peformance(System Max Lumens @3000K)

Model	Beam	Optical Module B
E6861	**07**	*338lm*

Model Number

Drawing	Model	Power	Control Systems	Module	CCT	Finish
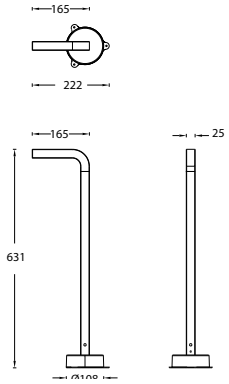	**E6861**	**07** *7W(MAX)*	**PT** *PLC Dimming 15V AC Power Supply*	**B** *Optical Module B*	**YC** *RGBCW 2700K-6500K*	**BK** *Black* **BZ** *Bronze*

Example : E6861-07PT-BYCBK
Note:To be used with EWYMC-M8150-SS / EWYMC-M8300-SS

SLOPE



Body Material	*Die-cast aluminum*
Finish	*Environmentally safe powder coat*

LED Options

	E6881
LED Type	*SMD*
CRI	*Ra85*
LED Color Consistency	*5 SDCM*
LED Color	*RGBCW/2700K~6500K*
LED Lifetime	*>50,000h-L70/B10-Ta25℃ (LM-80/TM-21)*

Product Data

	E6881
LED Power	*3W(MAX)*
LEDs (Quantity)	*16*
LED Lumen Output	*560lm*
Finish Color	*Black/Bronze*
Net Weight	*1.05Kg*

Product Light Peformance(System Max Lumens @3000K)

Model	Beam	Optical Module B
E6881	**07**	*255lm*

Model Number

Drawing	Model	Power	Control Systems	Module	CCT	Finish
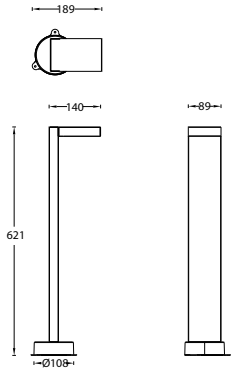	**E6881**	**07** *7W(MAX)*	**PT** *PLC Dimming 15V AC Power Supply*	**B** *Optical Module B*	**YC** *RGBCW 2700K-6500K*	**BK** *Black* **BZ** *Bronze*

Example : E6881-07PT-BYCBK
Note:To be used with EWYMC-M8150-SS / EWYMC-M8300-SS

CONTROL SYSTEMS



Body Material	*Stainless steel housing*

Product Data

	E6881
Finish Color	*Stainless Steel*
Net Weight	*13Kg*

Model Number

Drawing	Model	Power	Finish
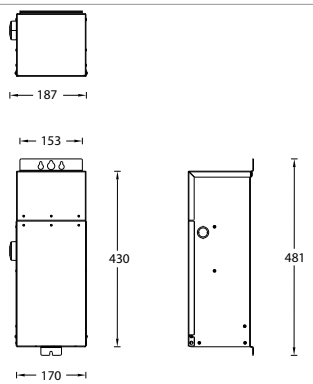	**EWYMC-M8**	**150** *150W* **300** *300W*	**SS** *Stainless Steel*

Example : EWYMC-M8150-SS
Note:Must be used with the COLORSCAPING series lights

Accessories

Model	Description	Picture	Mounting
ELED-WCT-WT	*Wall Station*		/

D
DDT11 182
DDT15 196
DDT21 190
DDT25 204
DDT31 ..... 190, 214
DDT35 ..... 204, 222
DDT41 ..... 190, 214
DDT45 ..... 204, 222
DDT51 ..... 190, 214
DDT55 ..... 204, 222
DDT61 ..... 190, 214
DDT65 ..... 204, 222
DDT69 208
DDW21 294
DDW31 294
DDW41 294
DLH22 282
DLH25 284
DLH26 286
DLH31 280
DLH32 282
DLH35 284
DLH36 286
DLN21 246
DLN22 250
DLN25 254
DLN26 258
DLN31 246
DLN32 250
DLN33 270
DLN34 270
DLN35 254
DLN36 258
DLN37 270
DLN38 270
DLN42 250
DLN43 ..... 274, 280
DLN44 274
DLN45 254
DLN46 258
DLN47 274
DLN48 274
DLT01 182
DLT05 196
DLT21 186
DLT25 200
DLT31 ..... 186, 210
DLT35 ..... 200, 218
DLT41 ..... 186, 210
DLT45 ..... 200, 218
DLT51 ..... 186, 210
DLT55 ..... 200, 218
DLT61 210
DLT65 ..... 200, 218
DWP21 228
DWP31 ..... 228, 232
DWP41 ..... 228, 232
DWP51 228
DWT31 194
DWT41 194
E
E2011 700
E2021 700
E2051 700
E2071 701
E2081 700
E2091 701
E2101 701
E2111 701
E2121 702
E2131 702
E5811 708
E5812 708
E5813 710
E5821 712
E6841 726
E7822 722
E7872 722
EBA106-06 674
EBA206-06 672
EBA306-06 672
EBA508-10 674
EBA608-10 676
EBM104 674
EBM106 674
EDW1 642
EF1L24 494
EF1L48 494
EF1S12 494
EF1S24 494
EF3L09 486
EF3M04 486
EF3M09 490
EF3N01 486
EF3S03 486
EF3S04 490
EF4LI 498
EF4MI 498
EF4NI 498
EF4SI 498
EF4TI 498
EIL1-RC050 562
EIL2-CC-CT002F 558
EIL2-CC-CT002M 558
EIL2-PC-CT002F 558
EIL2-PC-CT002M 558
EIL2-RC050-BK 558
EIL2-RC050-GY 558
EIL2-RC059-BK 558
EIL2-RC059-GY 558
EIL2-RC100-BK 558
EIL2-RC100-GY 558
EIL4-GH025 562
EIL4-GH050 562
EIL4-GH100 562
EIL4-HC025 562
EIL4-HC050 562
EIL4-HC100 562
EIL4-RC025 562
EIL403 560
EIL405 560
EIL410 560
EIR1MF-RC002 550
EIR1MT-BEL001 550
EIR1MT-HCL001 550
EIR1MT-RC001 550
EIR1MT-RC002 550
EIR1NT-RC001 ..... 550, 554
EIR1NT-RC002 550
EIR1NT-SC001 ..... 550, 554
EIR1SF-RC001 550
EIR1SF-RC002 550
EIR1ST-BEL001 550
EIR1ST-RC001 550
EIR1ST-RC002 550
EIR5MF-RC001 ..520, 524, 528, 532, 536
EIR5N 522
EIR5NF-RC001 ...520, 524, 528, 532, 536
EIR5S 522
EIR5SF-RC001 ....520, 524, 528, 532, 536
EIR5T 522
EIR5TF-RC001 ....520, 524, 528, 532, 536
EIR6M 518
EIR6N 518
EIR6S 518
EIR7M 530, 534
EIR7N 530, 534
EIR7S 530, 534
EIR7T 530, 534
EIR8M 526
EIR8N 526
EIR8S 526
EIR8T 526
EIR9NF-RC001 516
EIR9TF-RC001 516
EIS1SF-RC001 554
EIS1ST-BEL001 554
EIS1ST-HCL001 554
EIS1ST-RC001 554
ELC3-SC-CT002F 432, 436, 558, 562
ELC3-SC-CT002M.....432, 436, 558, 562
ELC503-03 408
ELC505-06 408
ELC510-12 408
ELC7-AB001 412
ELC7-FB001 412
ELC703-03 410
ELC705-06 410
ELC710-12 410
ELC8-CB12025-BK 416
ELC8-CB12050-BK 416
ELC803-03 414

ELC805-06 414
ELC810-12 414
ELF5-CC-CT002F 412, 416, 646
ELF5-CC-CT002M 412, 416, 646
ELF5-PC-CT002F 416
ELF5-PC-CT002M 416
ELF505 ..... 422, 426
ELF510 422
ELS203-14 430
ELS205-28 430
ELS210-56 430
ELS505 434
ELS510 434
EM1L25 660
EP1NI 452
EP1SI 452
EP1TI 452
EP2MI 468
EP2NI 468
EP3LI 464
EP3MI 464
EP3NI 464
EP6MI 474
EP8MI 472
EP9LI 480
EP9MI 480
EP9NI 480
EP9SI 480
ER2 574
ER3 568
ER4 582
ES3M 590
ES3N 590
ES3S 590
ES510 602
ES520 602
ES530 602
EU1S-07 664
EW1M 610
EW1N 610
EW1S 610
EW1T 610
EW403C-11 612
EW405C-24 612
EW410C-48 612
EWM102-08 618
EWM202-05 618
F
F3L16 490
FLSE-015-M 634
FLSU 636
I
IR5M 522
IR6S 518
J
JBXLE 98
JFLX 98
JI 97
JI-DEC 98
JI-PWR 97
JL15F 90
JL15H 84
JL15W 94
JL16F 90
JL16H 84
JL16W 94
JL17F 90
JL17H 84
JL17W 94
JL-LEFT 97
JL-RIGHT 97
JLE 97
JMP 98
JT 98
JT1M 97
JT2M 97
JT3M 97
JX 98
K
KDA21 236
KDA25 240
KDA31 236
KDA35 240
KDA41 236
KDA45 240
KDA51 236
KDA55 240
KDA61 236
KDA65 240
L
LED-P 380
LENS-16-BEL-C 62, 92, 110
LENS-16-BSL-SW 62, 92, 110
LENS-16-FR 62, 92, 110
LENS-16-HCL 62, 92, 110
LENS-16-HCM 58, 88, 106
LENS-16-SNOOT 62, 92, 110
LENS-20-HCL 62, 92, 110
LENS-20-SNOOT 62, 92, 110
LENS-25-HCL 58, 88, 106
LENS-73-BD ... 58, 62, 66, 88, 92, 96, 106, 110, 114
LENS-73-BEL 62, 92, 110
LENS-73-BSL 62, 92, 110
LENS-73-FR 62, 92, 110
LENS-73-HCL 62, 92, 110
LENS-73-HCM 58, 88, 106
LENS-SDL22-BEM 310
LENS-SDL22-HCM 310
LENS-SDL32-BEM 310
LENS-SDL32-HCM 310
LENS-SDL42-BEM 310
LENS-SDL42-HCM 310
LENS-SDL52-BEM 310
LENS-SDL52-HCM 310
LENS-SR51WLD06-BD 168
LENS-SR51WLD06-HCM 168
LENS-SR51WLD12-BD 168
LENS-SR51WLD12-HCM 168
LENS-SR51WLD18-BD 168
LENS-SR51WLD18-HCM 168
LENS-TL15H-FIX 58, 88, 106
LENS-TL15H-MIX 58, 88, 106
LENS-TL15H-SNOOT-B 58, 88, 106
LENS-TL15H-SNOOT-W 58, 88, 106
LENS-TL15H-WOF 58, 88, 106
LENS-TL15H-WW 58, 88, 106
LENS-TL16H-FIX 58, 88, 106
LENS-TL16H-MIX 58, 88, 106
LENS-TL16H-SNOOT-B 58, 88, 106
LENS-TL16H-SNOOT-W 58, 88, 106
LENS-TL16H-WOF 58, 88, 106
LENS-TL16H-WW 58, 88, 106
LENS-TL17H-FIX 58, 88, 106
LENS-TL17H-MIX 58, 88, 106
LENS-TL17H-SNOOT-B 58, 88, 106
LENS-TL17H-SNOOT-W 58, 88, 106
LENS-TL17H-WOF 58, 88, 106
LENS-TL17H-WW 58, 88, 106
LENS-TL35-BD-BK 34
LENS-TL35-BD-WT 34
LENS-TL35-C1BK 34
LENS-TL35-C2BK 34
LENS-TL35-C3BK 34
LENS-TL35-C5BK 34
LENS-TL35-CFBK 34
LENS-TL35-EEWT 34
LENS-TL35-HCM 34
LENS-TL35-HSWT 34
LENS-TL35-LLWT 34
LENS-TL35-MMWT 34
LENS-TL35-PFWT 34
LENS-TL35-RGWT 34
LENS-TL35-SNOOT-B 34
LENS-TL35-SNOOT-W 34
LENS-TL35-SSWT 34
LENS-TL35-WWWT 34
LENS-TL36-BD-BK 34
LENS-TL36-BD-WT 34
LENS-TL36-C1BK 34
LENS-TL36-C2BK 34
LENS-TL36-C3BK 34
LENS-TL36-C5BK 34
LENS-TL36-CFBK 34
LENS-TL36-EEWT 34
LENS-TL36-HCM 34
LENS-TL36-HSWT 34
LENS-TL36-LLWT 34
LENS-TL36-MMWT 34
LENS-TL36-PFWT 34
LENS-TL36-RGWT 34
LENS-TL36-SNOOT-B 34
LENS-TL36-SNOOT-W 34
LENS-TL36-SSWT 34

LENS-TL36-WWWT 34
LENS-TL37-BD-BK 34
LENS-TL37-BD-WT 34
LENS-TL37-C1BK 34
LENS-TL37-C2BK 34
LENS-TL37-C3BK 34
LENS-TL37-C5BK 34
LENS-TL37-CFBK 34
LENS-TL37-EEWT 34
LENS-TL37-HCM 34
LENS-TL37-HSWT 34
LENS-TL37-LLWT 34
LENS-TL37-MMWT 34
LENS-TL37-PFWT 34
LENS-TL37-RGWT 34
LENS-TL37-SNOOT-B 34
LENS-TL37-SNOOT-W 34
LENS-TL37-SSWT 34
LENS-TL37-WWWT 34
LENS-TL38 -CFBK 34
LENS-TL38-BD-BK 34
LENS-TL38-BD-WT 34
LENS-TL38-C1BK 34
LENS-TL38-C2BK 34
LENS-TL38-C3BK 34
LENS-TL38-C5BK 34
LENS-TL38-EEWT 34
LENS-TL38-HCM 34
LENS-TL38-HSWT 34
LENS-TL38-LLWT 34
LENS-TL38-MMWT 34
LENS-TL38-PFWT 34
LENS-TL38-RGWT 34
LENS-TL38-SNOOT-B 34
LENS-TL38-SNOOT-W 34
LENS-TL38-SSWT 34
LENS-TL38-WWWT 34
LENS-TL56F-GOBO 71, 140
LENS-TL57F-F-BK 71
LENS-TL57F-F-WT 71
LENS-TL57F-GOBO 71
LENS-TL57F-R 71
LENS-TL57F-R-BK 71
LENS-TL57F-R-WT 71
LENS-TL61-BD 12, 20
LENS-TL71S
-"TYP." 16
LENS-TL71S-1060D 8
LENS-TL71S-10D 8
LENS-TL71S-20D 8
LENS-TL71S-30D 8
LENS-TL71S-40D 8
LENS-TL71S-55D 8
LENS-TL71S-BD 8, 12, 16, 20
LENS-TL71S-BEL 8, 16
LENS-TL71S-BSL 8, 16
LENS-TL71S-FR 8, 16
LENS-TL71S-HCM 8, 16
LENS-TL71S-WW 8, 16
LENS-TL71W-SUBROSA 12, 20
LENS-TL72S
-"TYP." 8, 16
LENS-TL72S-BD 8, 12, 16, 20
LENS-TL72S-BEL 8, 16
LENS-TL72S-BSL 8, 16
LENS-TL72S-FR 8, 16
LENS-TL72S-HCM 8, 16
LENS-TL72S-WW 8, 16
LENS-TL72W-SUBROSA 12, 20
LENS-TL73S
-"TYP." 8, 16
LENS-TL73S-BD 8, 16, 20
LENS-TL73S-BEL 8, 16
LENS-TL73S-BSL 8, 16
LENS-TL73S-FR 8, 16
LENS-TL73S-HCM 8, 16
LENS-TL73S-WW 8, 16
LENS-TL73W-SUBROSA 12, 20
LF703 427
M
ME15F 108
ME15H 102
ME15W 112
ME16F 108
ME16H 102
ME16W 112
ME17F 108
ME17H 102
ME17W 112
MTH25 ..... 288, 290
MTH35 ..... 288, 290
MTN25 262
MTN26 266
MTN35 262
MTN36 266
MTN45 262
MTN46 266
O
OC1L 362
OC1M 358
OC1N 350
OC1S 354
OC2S 332
OC3N 322
OC4N 324
OC5N 344
OP1LD 362
OP1LS 362
OP1MD 358
OP1ND 350, 354
OP1NS 350
OP1SS 354
OP2S 328
OP3A 374
OP3C 374
OP3D 374
OP3E 374
OR145DT 316
OR1L 362
OR1LT 362
OR1M 358
OR1MT 358
OR1N 350
OR1NT 350
OR1S 354
OR1ST 354
OR2S 336
OR2ST 340
P
P1MS 358
P2SI 468
P5MI 456
PART-TL35-A-WT 34
PART-TL35-D-BK 34
PART-TL35-D-WT 34
PART-TL36-A-BK 34
PART-TL36-A-WT 34
PART-TL36-D-BK 34
PART-TL36-D-WT 34
PART-TL37-A-BK 34
PART-TL37-A-WT 34
PART-TL37-D-BK 34
PART-TL37-D-WT 34
PART-TL38-A-BK 34
PART-TL38-A-WT 34
PART-TL38-D-BK 34
PART-TL38-D-WT 34
S
SDL22 308
SDL32 308
SDL42 308
SDL52 308
SLN32 302
SLN36 302
SLS1-C1-BK 174
SLS1-C3-BK 174
SLS1-LS1-BK 174
SLS1-LS2-BK 174
SR51W 166
SR52W 166
T
TL-21-BD-SW 58, 62, 66, 88, 92, 96, 106, 110, 114
TL-22-BD-SW 58, 62, 88, 92, 106, 110
TL15F 60
TL15H 54
TL15W 64
TL16F 60
TL16H 54
TL16W 64
TL17F 60
TL17H 54
TL17W 64
TL36S 24, 38

TL37S..... 24
TL38S..... 24, 38
TL39S..... 40
TL41H..... 44, 48
TL42H..... 44, 48
TL43H..... 44, 48
TL57F..... 70
TL64H..... 14
TL64W..... 18
TL65S..... 14
TL65W..... 18
TL66S..... 14
TL66W..... 18
TL67S..... 14
TL67W..... 18
TL71S.....6
TL71W..... 10
TL72S.....6, 14
TL72W..... 10
TL73S.....6, 14
TL73W..... 10
W
WCC-RTL-CL..... 77
WDSP-01-80PT.....681
WEC 72
WEC-RT-2 74
WEDL..... 72
WEDL-RT-2..... 74
WEDR 72
WEDR-RT-2 74
WFC 73
WIC..... 73
WIC-RT-2 74
WL300.....656
WL310.....656
WLA35 398
WLB35.....398
WLC35.....398
WLD35 400
WLE35.....400
WLF35.....400
WLLC 72
WLLC-RT-2 75
WLTC..... 73
WLTC-RT-2 75
WMED..... 77
WMFP-48 78
WMFP-96 78
WMIC..... 76
WMLC..... 76
WMPC 77
WMSP-6.....
WMSP-12 ..... 78, 79
WMSP-24 ..... 78, 79
WMSP-36 ..... 78, 79
WMSP-48 ..... 78, 79
WMSP-6..... 78, 79
WMSP-96 ..... 78, 79
WMST-TB48..... 78
WMST-TB96..... 78
WMST-X48..... 77
WMST-X96..... 77
WMST-XS48..... 77
WMST-XS96..... 77
WMT 76
WMT-RT..... 76
WMT-TB12 79
WMT-TB24 79
WMT-TB36 79
WMT-TB48 79
WMT-TB6..... 79
WMT-TB96 79
WMT-X12 ..... 78, 79
WMT-X24 ..... 78, 79
WMT-X36 ..... 78, 79
WMT-X48 ..... 78, 79
WMT-X6..... 78, 79
WMT-X96 ..... 78, 79
WMT-XS12..... 79
WMT-XS24..... 79
WMT-XS36..... 79
WMT-XS48..... 79
WMT-XS6 79
WMT-XS96..... 79
WMTC..... 76
WMXC 77
WMXI..... 76
WPC 72
WRLC..... 73
WRLC-RT-2..... 75
WRTC..... 73
WRTC-RT-2..... 75
WT1M..... 72
WT1M-RT-2 74
WT2M..... 72
WT2M-RT-2 74
WT3M..... 72
WT3M-RT-2 74
WXC 73
WXC-RT-2..... 74
WYMC-500 679
WYSC-M95 680

WAC Group - Headquarters
44 Harbor Park Drive, Port Washington, NY
Phone (516) 515.5000

WAC Group - Thailand
Amphur Sriracha, Chonburi, Thailand 20110
Phone 094-3865669

WAC Group - R&D Center
Dongguan City, Guangdong Province
523652, China
Phone (86.769) 8731.1200

2026.04