


AETHER

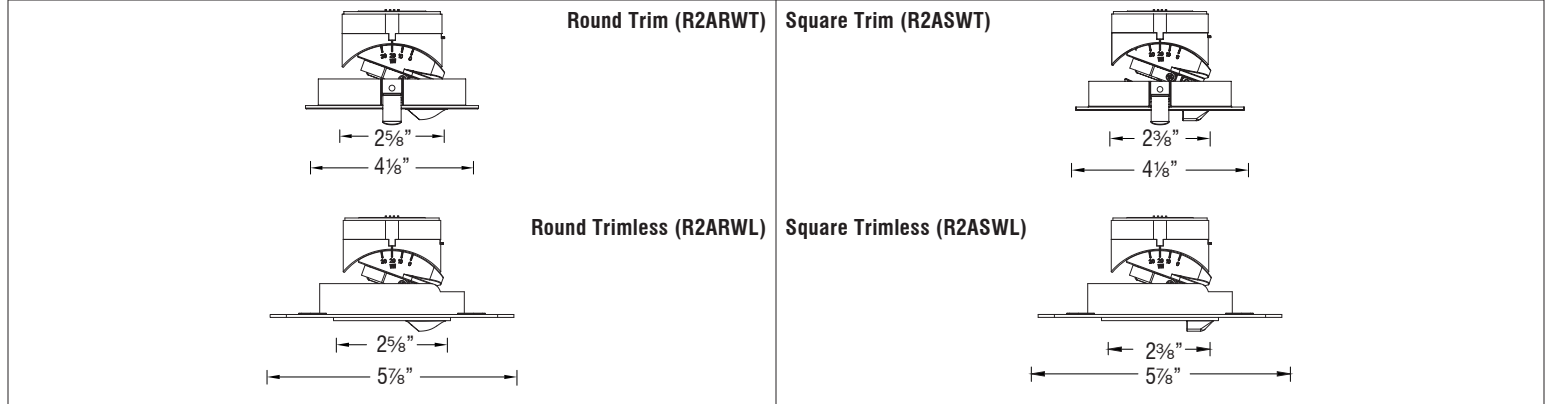
2" - Wall Wash

R2ARWT | R2ARWL | R2ASWT | R2ASWL

Fixture Type: _____
 Project: _____
 Catalog#: _____
 Location: _____



LINE DRAWING



PRODUCT DESCRIPTION

The Aether 2" is compatible with shallow housings that are designed to fit in tight plenum spaces without sacrificing lumen output.

SPECIFICATIONS

Construction:	Die-cast aluminum trim with die-cast aluminum heat sink
Mounting:	Heavy gauge retention clips support trim firmly Ceiling cut out (Round): Trim \varnothing 3 $\frac{3}{4}$ " Trimless \varnothing 4 $\frac{1}{8}$ " Ceiling cut out (Square): Trim 3 $\frac{3}{4}$ " x 3 $\frac{3}{4}$ " Trimless 4 $\frac{1}{8}$ " x 4 $\frac{1}{8}$ " Remodel ceiling cutout: 3 $\frac{3}{4}$ " \varnothing , 3 $\frac{3}{4}$ " x 3 $\frac{3}{4}$ " Accommodates 1/2" - 1" ceiling thickness
Light Source:	High output 3-step Mac Adam Ellipse COB Rated life of 50,000 hours at L70
Input:	Universal 120-277V AC, 50/60 Hz
Dimming:	ELV, TRIAC, and 0-10V: 100 - 5%
Maximum Delivered Output:	Up to 1,099 lm (Square Asymmetric, 4000K, CRI 85)
Operating Temperature:	-4°F to 104°F (-20°C to 40°C)
Standards:	ETL & cETL Wet location listed, Title 24 JA8 Compliant
Warranty:	5 year WAC Lighting guaranteed warranty

BEAM ANGLES



FINISHES



Model	Beam	Lumens	CBCP	Color Temp	CRI
		Ref Output*			
R2ARWT Round Trim	A Asym	840	N/A	827 - 2700K - 85	90
R2ARWL Round Trimless				830 - 3000K - 85	
				835 - 3500K - 85	
R2ASWT Square Trim				840 - 4000K - 85	
R2ASWL Square Trimless				927 - 2700K - 90	
				930 - 3000K - 90	

Lumens and CBCP are reference values for fixtures set to 3000K Color Temperature. Refer to Multiplier Table in Performance Data to determine other outputs.

AETHER

2" - Wall Wash

R2ARWT | R2ARWL | R2ASWT | R2ASWL

Fixture Type: _____

Project: _____

Catalog#: _____

Location: _____

ORDERING INFORMATION

CONFIGURATION TABLE			
Model & Power	Beam	Color Temperature & CRI	Reflector Finish
R2ARWT	A - Asym	827 - 2700K - 85	BK - BLACK HZ - HAZE WT - WHITE BKWT - BLACK/WHITE HZWT - HAZE/WHITE
R2ARWL		830 - 3000K - 85	
R2ASWT		835 - 3500K - 85	
R2ASWL		840 - 4000K - 85	
		927 - 2700K - 90	
		930 - 3000K - 90	

R2A ___ - ___ - _____

Example: R2ARWT-A930-BKWT

HOUSINGS		
	Model	Power
IC-Rated, Airtight Round Trim	HR-2LED-H13A	15W
IC-Rated, Airtight New Construction Chicago Plenum	HR-2LED-H13AC	15W
IC-Rated, Airtight Remodel	HR-2LED-R10A	9W
Non-IC Rated, Airtight Remodel	HR-2LED-R15A	15W

HR-2LED-_____

Example: HR-2LED-H13A

ORDERING NOTES

1. Only trimmed fixtures cannot be ordered with a finish that includes a trim finish (BKWT, HZWT).

AETHER

2" - Wall Wash

R2ARWT | R2ARWL | R2ASWT | R2ASWL

Fixture Type: _____

Project: _____

Catalog#: _____

Location: _____

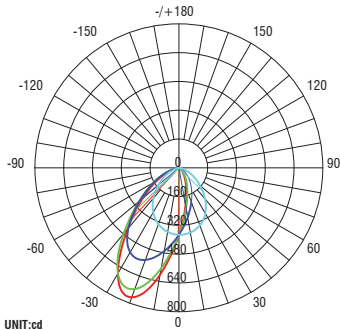
PERFORMANCE DATA

Polar Candela Distribution Charts

Samples shown from a 15W fixture set to 3000K and 90 CRI.

ROUND

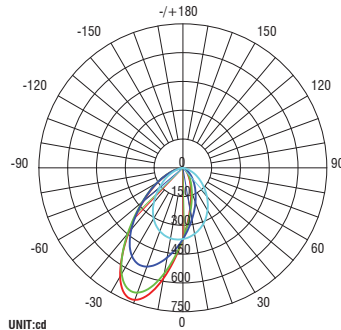
Asymmetric Beam (Asym)



UNIT:cd
 — C0/180,42.1 — C30/210,46.1
 — C60/240,60.6 — C90/270,90.2

SQUARE

Asymmetric Beam (Asym)



UNIT:cd
 — C0/180,43.9 — C30/210,46.7
 — C60/240,59.1 — C90/270,87.4

AETHER

2" - Wall Wash

R2ARWT | R2ARWL | R2ASWT | R2ASWL

Fixture Type: _____
 Project: _____
 Catalog#: _____
 Location: _____

PERFORMANCE DATA

Unified Glare Rating (UGR) Table

UGR values shown are calculated at 3000K and 90 CRI.

Round Fixture	Angle	UGR Range
Asymmetric	Asym	≤30

Square Fixture	Angle	UGR Range
Asymmetric	Asym	≤30

Lumens and CBCP Multiplier Table

Use the below table to determine lumens and CBCP values for the combinations of power, color temperature, and CRI values.

Color Temperature and CRI					
827	830	835	840	927	930
1.16	1.23	1.26	1.27	0.96	1.00