

2" Trimless Recessed Tunable Downlight

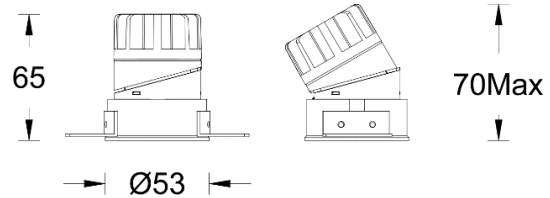
PROJECT:

TYPE:

Product Image



Line Drawing



Product Description

ULTRA Tunable series LED round endless embedded tunable color temperature downlight, through a unique Angle adjustment, taking into account the function of downlighting and adjustment (one light multi-purpose). The whole lamp sealing design ensures that there is no light leakage during the adjustment process, the lamp adopts the modular design, the on-site lamp can be freely disassembled and replaced the reflector and the lamp body, so as to achieve a variety of specifications and the free switching of light mode, and the perfect integration of the ceiling after installation. In terms of optics, it adopts a new hidden light technology and is equipped with a color temperature control function, which is mainly suitable for indoor places such as hotels, villas and commercial Spaces.

Product Features

- Body Material: Aluminum alloy die-cast lamp body
- Optical System: Lens + anti-glare reflector
- Finish: Electrostatic powder spraying
- Adjustable Angle: Vertical adjustment 0-30 °, horizontal adjustment 0-360 °
- Accessories: As attached
- Certification: CCC
- IP Rating: IP20
- Insulation Level: Class II
- Operating Temperature: -20°C~40°C

Product Specifications

- Cut-out: Ø60mm
- Ceiling Thickness: 5mm~15mm
- Shielding Angle: 35°
- LED Type: COB
- Source Lm: 700lm
- LED Lifetime: >36000h-L70/B10-Ta25°C(LM-80/TM-21)
- CCT/SDCM: 2700K-6000K Adjustment, CRI≥90
- Input: 220V AC / 50 Hz
- Dimming: DALI(must be tested for compatibility with the project site system in advance)
- Net Weight: 0.12Kg without packing

Order Model





Model	Size	Trim	LED	Driver	Beam	CCT	Reflector	Finish	
ADLN Downlight N series	2 2"	2 Round Trim	LM07 COB 7W	A DALI N No Driver	2	24°	CC 2700K-6000K (Tunable)	B Black S Specular	WT White
					3	36°			BK Black
					5	50°			

Example: ADLN22-LM07A2CCSWT

2" Trimless Recessed Tunable Downlight

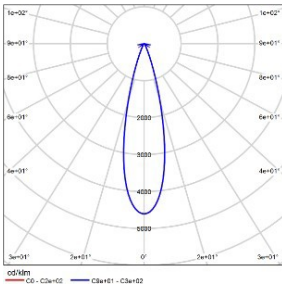
PROJECT:

TYPE:

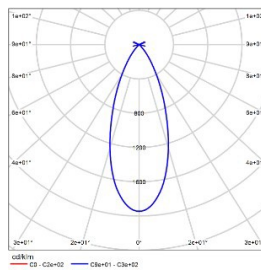
<p>ALENS-08-BEL Striped glass lens</p> 	<p>ALENS-08-BSL Soft glass lens</p> 	<p>ALENS-08-FR Frosted glass lens</p> 	<p>ALENS-08-HCL Honeycomb</p> 
---	--	--	--

Note: Up to one optical accessory can be added, which is not delivered with accessories and needs to be ordered separately.

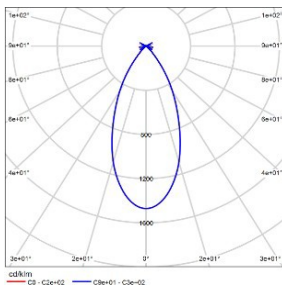
LIGHT DISTRIBUTION@3000K LUMINAIRE DATA



MODEL:	ADLN22-LM07A2CCSWT
BEAM ANGLE:	24°
POWER:	8.4W
LUMENS:	395lm
CBCP:	1992cd
EFFICACY:	47lm/W



MODEL:	ADLN22-LM07A3CCSWT
BEAM ANGLE:	36°
POWER:	8.4W
LUMENS:	380lm
CBCP:	769cd
EFFICACY:	45lm/W



MODEL:	ADLN22-LM07A5CCSWT
BEAM ANGLE:	50°
POWER:	8.4W
LUMENS:	348lm
CBCP:	499cd
EFFICACY:	41lm/W

3" Trimless Recessed Tunable Downlight

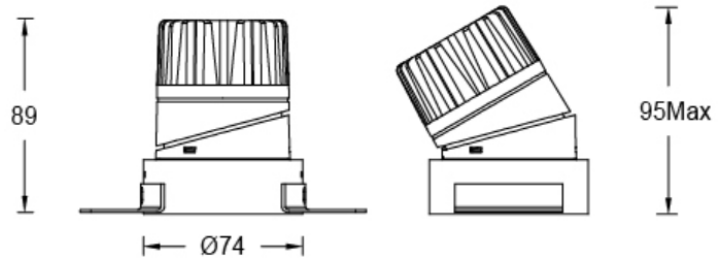
PROJECT:

TYPE:

Product Image



Line Drawing



Product Description

ULTRA Tunable series LED round endless embedded tunable color temperature downlight, through a unique Angle adjustment, taking into account the function of downlighting and adjustment (one light multi-purpose). The whole lamp sealing design ensures that there is no light leakage during the adjustment process, the lamp adopts the modular design, the on-site lamp can be freely disassembled and replaced the reflector and the lamp body, so as to achieve a variety of specifications and the free switching of light mode, and the perfect integration of the ceiling after installation. In terms of optics, it adopts a new hidden light technology and is equipped with a color temperature control function, which is mainly suitable for indoor places such as hotels, villas and commercial Spaces.

Product Features

- Body Material: Aluminum alloy die-cast lamp body
- Optical System: Lens + anti-glare reflector
- Finish: Electrostatic powder spraying
- Adjustable Angle: Vertical adjustment 0-30 °, horizontal adjustment 0-360 °
- Accessories: As attached
- Certification: CCC
- IP Rating: IP20
- Insulation Level: Class II
- Operating Temperature: -20°C~40°C

Product Specifications

- Cut-out: Ø82mm
- Ceiling Thickness: 5mm~25mm
- Shielding Angle: 35°
- LED Type: COB
- Source Lm: 1300lm
- LED Lifetime: >36000h-L70/B10-Ta25°C(LM-80/TM-2 1)
- CCT/ SDCM: 2700K-6000K Adjustment, CRI≥90
- Input: 220V AC / 50 Hz
- Dimming: DALI(must be tested for compatibility with the project site system in advance)
- Net Weight: 0.45Kg without packing

Order Model

Model	Size	Trim	LED	Driver	Beam	CCT	Reflector	Finish
ADLN Downlight N series	3	2 Round Trim	LM13 COB 13W	A DALI N No Driver	1 18°	CC 2700K-6000K (Tunable)	B Black S Specular	WT White BK Black
	3"				2 24°			
					3 36°			
					5 50°			





Example: ADLN32-LM13A2CCSWT

Note: 18° factory default with endless honeycomb grille

3" Trimless Recessed Tunable Downlight

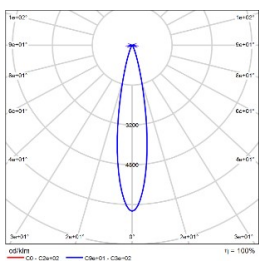
PROJECT:

TYPE:

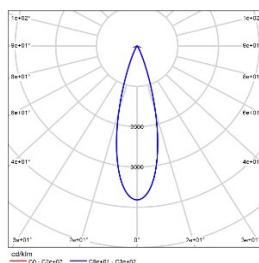
<p>ALENS-11-BEL Striped glass lens</p> 	<p>ALENS-11-BSL-ULTRA Soft glass lens</p> 	<p>ALENS-11-FR Frosted glass lens</p> 	<p>ALENS-11-HCL-ULTRA Honeycomb</p> 
---	--	--	--

Note: Up to one optical accessory can be added, which is not delivered with accessories and needs to be ordered separately.

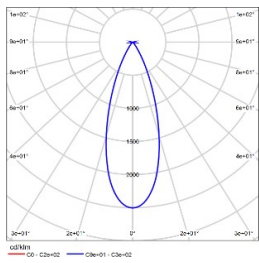
LIGHT DISTRIBUTION@3000K LUMINAIRE DATA



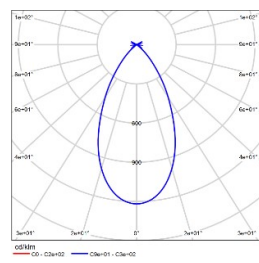
MODEL:	ADLN32-LM13A1CCSWT
BEAM ANGLE:	18°
POWER:	16W
LUMENS:	688lm
CBCP:	4588cd
EFFICACY:	43lm/W



MODEL:	ADLN32-LM13A2CCSWT
BEAM ANGLE:	28°
POWER:	16W
LUMENS:	1042lm
CBCP:	3976cd
EFFICACY:	65lm/W



MODEL:	ADLN32-LM13A3CCSWT
BEAM ANGLE:	36°
POWER:	16W
LUMENS:	923lm
CBCP:	2309cd
EFFICACY:	58lm/W



MODEL:	ADLN32-LM13A5CCST
BEAM ANGLE:	50°
POWER:	16W
LUMENS:	740lm
CBCP:	902cd
EFFICACY:	46lm/W

4" Trimless Recessed Tunable Downlight

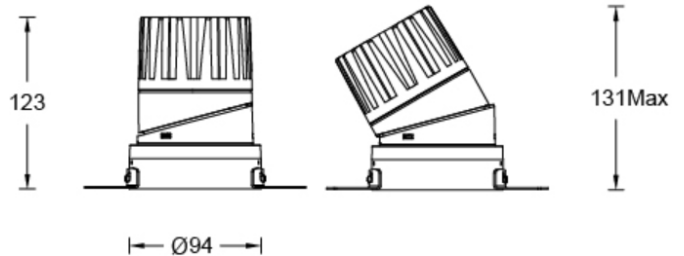
PROJECT:

TYPE:

Product Image



Line Drawing



Product Description

ULTRA Tunable series LED round endless embedded tunable color temperature downlight, through a unique Angle adjustment, taking into account the function of downlighting and adjustment (one light multi-purpose). The whole lamp sealing design ensures that there is no light leakage during the adjustment process, the lamp adopts the modular design, the on-site lamp can be freely disassembled and replaced the reflector and the lamp body, so as to achieve a variety of specifications and the free switching of light mode, and the perfect integration of the ceiling after installation. In terms of optics, it adopts a new hidden light technology and is equipped with a color temperature control function, which is mainly suitable for indoor places such as hotels, villas and commercial Spaces.

Product Features

- Body Material: Aluminum alloy die-cast lamp body
- Optical System: Lens + anti-glare reflector
- Finish: Electrostatic powder spraying
- Adjustable Angle: Vertical adjustment 0-30 °, horizontal adjustment 0-360 °
- Accessories: As attached
- Certification: CCC
- IP Rating: IP20
- Insulation Level: Class II
- Operating Temperature: -20°C~40°C

Product Specifications

- Cut-out: Ø105mm
- Ceiling Thickness: 5mm~25mm
- Shielding Angle: 35°
- LED Type: COB
- Source Lm: 3000lm
- LED Lifetime: >36000h-L70/B10-Ta25°C(LM-80/TM-2 1)
- CCT/ SDCM: 2700K-6000K Adjustment, CRI≥90
- Input: 220V AC / 50 Hz
- Dimming: No dimming/DALI(must be tested for compatibility with the project site system in advance)
- Net Weight: 0.8Kg without packing

Order Model

Model	Size	Trim	LED	Driver	Beam	CCT	Reflector	Finish
ADLN Downlight N series	4 4"	2 Round Trim	LM25 COB 25W	A DALI N No Driver	1 18°	CC 2700K-6000K (Tunable)	B Black S Specular	WT White BK Black
					2 28°			
					3 36°			
					5 50°			

Example: ADLN42-LM25A2CCSWT

4" Trimless Recessed Tunable Downlight

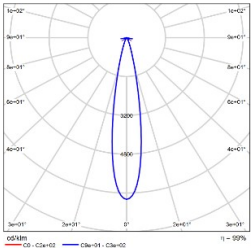
PROJECT:

TYPE:

<p>ALENS-16-BEL-C Striped glass lens</p> 	<p>ALENS-16-BSL-SW Soft glass lens</p> 	<p>ALENS-16-HCL-ULTRA Honeycomb</p> 
---	---	--

Note: Up to one optical accessory can be added, which is not delivered with accessories and needs to be ordered separately.

LIGHT DISTRIBUTION@3000K LUMINAIRE DATA



MODEL: ADLN42-LM25A1CCSWT

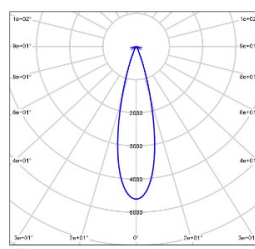
BEAM ANGLE: 18°

POWER: 27W

LUMENS: 1672lm

CBCP: 11139cd

EFFICACY: 62lm/W



MODEL: ADLN42-LM25A2CCSWT

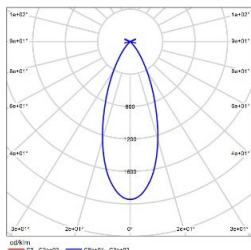
BEAM ANGLE: 28°

POWER: 27W

LUMENS: 1821lm

CBCP: 8382cd

EFFICACY: 67lm/W



MODEL: ADLN42-LM25A3CCSWT

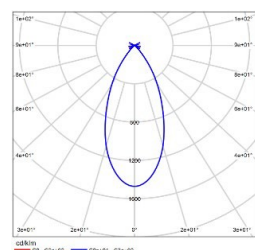
BEAM ANGLE: 36°

POWER: 27W

LUMENS: 1502lm

CBCP: 2921cd

EFFICACY: 56lm/W



MODEL: ADLN42-LM25A5CCST

BEAM ANGLE: 50°

POWER: 27W

LUMENS: 1469lm

CBCP: 2161cd

EFFICACY: 54 lm/W