

3" Round Narrow Recessed Downlight

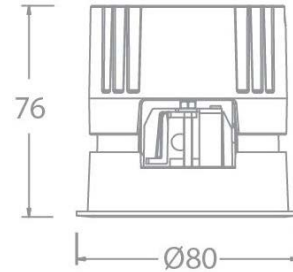
PROJECT:

TYPE:

Product Image



Line Drawing



Product Description

VOLTA II series LED round narrow recessed adjustable downlight, streamlined appearance, with precise lens and black mirror reflector design. It guarantees light output while still achieving the ultimate anti-glare effect, and the light source cavity is sealed to minimize the impact of humid environment on its performance. Free to remove and replace the reflector or optical accessories, greatly improving the convenience of the site. Mainly suitable for hotel and commercial indoor places.

Product Features

- Body Material: Aluminum alloy die-casting
- Optical System: Lens+ Reflector
- Finish: Static electricity powder coating
- Adjustable Angle: /
- Accessories: As attached
- Certification: CCC
- IP Rating: IP20
- Insulation Level: Class II
- Operating Temperature: -20°C~40°C

Product Specifications

- Cut-out: Ø75mm
- Ceiling Thickness: 1mm~15mm
- Shielding Angle: 30°
- LED Type: COB
- Source Lm:
 - 2700K: 7W 1065 lm; 10W 1425 lm; 13W 1855 lm
 - 3000K: 7W 1120 lm; 10W 1500 lm; 13W 1950 lm
 - 3500K: 7W 1155 lm; 10W 1545 lm; 13W 2010 lm
 - 4000K: 7W 1200 lm; 10W 1605 lm; 13W 2085 lm
 - 5000K: 7W 1230 lm; 10W 1650 lm; 13W 2145 lm
- LED Lifetime: >50000h-L70 /B10-Ta25°C(LM-80/TM-21)
 - CCT/CRI: 2700K/3000K/3500K/4000K/5000K, CRI≥90
 - Input: 220V AC / 50Hz
 - Dimming: Non-dimming/0-10V/DALI(must be matched with the project site system in advance)
- Net Weight: 0.35Kg without packing

VOLTA-MODEL: ADLT31

WAC ARCHITECTURAL

3" Round Narrow Recessed Downlight

PROJECT:



TYPE:

Order model

Model	Size	Trim	LED	Driver	Beam	CCT	Reflector	Finish
ADLT Downlight T series	3 3"	1 Round Trim	LM07 COB 7W	E On-Off D 0-10V Dimming	1 15° 2 24° 3 36° 5 50°	27 2700K	B Black S Specular	WT White BK Black
			LM10 COB 10W			30 3000K		
			LM13 COB 13W			35 3500K		
				40 4000K				
			LM13 COB 13W	N No Driver A DALI		50 5000K		

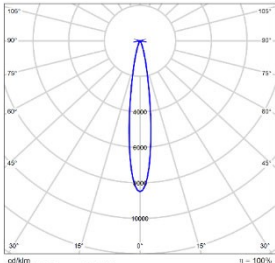
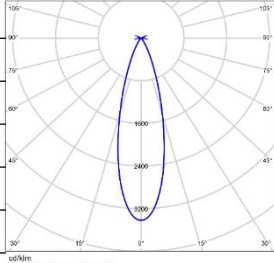
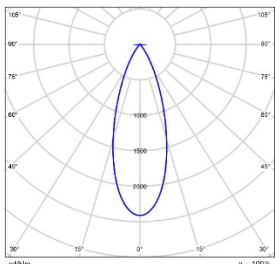
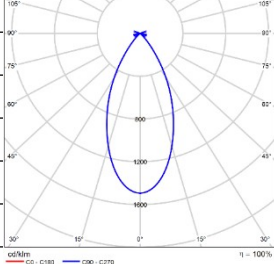
Example: ADLT31-LM18E230SWT

Accessory

ALENS-DLT31-BEL Striped glass lenses 	ALENS-DLT31-HCL Borderless honeycomb grille 
---	--

Attention: At most one optical accessory can be added, and it is not included in the factory. It needs to be ordered separately.

LIGHT DISTRIBUTION@3000K LUMINAIRE DATA

	MODEL : ADLT31-LM10E130SWT ANGLE : 15° POWER : 10W LUMENS: 980lm CBCP: 7141cd EFFICACY: 98lm/W		MODEL : ADLT31-LM10E230SWT ANGLE : 24° POWER : 10W LUMENS: 935lm CBCP: 4034cd EFFICACY: 94lm/W
	MODEL : ADLT31-LM10E330SWT ANGLE : 36° POWER : 10W LUMENS: 1025lm CBCP: 2390cd EFFICACY: 102lm/W		MODEL : ADLT31-LM10E530SWT ANGLE : 50° POWER : 10W LUMENS: 877lm CBCP: 1256cd EFFICACY: 88lm/W

wacarchitectural.com | WAC Architectural, a WAC GROUP brand.

WAC GROUP Headquarters
 44 Harbor Park Drive
 Port Washington, NY 11050

25 June 2026 | P .2 of 5

WAC GROUP

WAC Group retains the right to modify the design of our products at any time as part of the company's continuous improvement program.

4" Round Narrow Recessed Downlight

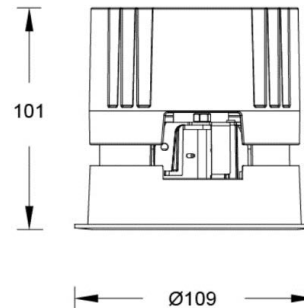
PROJECT:

TYPE:

Product Image



Line Drawing



Product Description

VOLTA II series LED round narrow recessed adjustable downlight, streamlined appearance, with precise lens and black mirror reflector design. It guarantees light output while still achieving the ultimate anti-glare effect, and the light source cavity is sealed to minimize the impact of humid environment on its performance. Free to remove and replace the reflector or optical accessories, greatly improving the convenience of the site. Mainly suitable for hotel and commercial indoor places.

Product Features

- Body Material: Aluminum alloy die-casting
- Optical System: Lens+ Reflector
- Finish: Static electricity powder coating
- Adjustable Angle: /
- Accessories: As attached
- Certification: CCC
- IP Rating:: IP20
- Insulation Level: Class II
- Operating Temperature: -20°C~40°C

Product Specifications

- Cut-out: Ø100mm
- Ceiling Thickness: 1mm~20mm
- Shielding Angle: 30°
- LED Type: COB
- Source Lm:
 - 2700K: 13W 1855lm; 18W 2565lm
 - 3000K: 13W 1950lm; 18W 2700lm
 - 3500K: 13W 2010lm; 18W 2780lm
 - 4000K: 13W 2090lm; 18W 2890lm
 - 5000K: 13W 2145lm; 18W 2970lm
- LED Lifetime: >50000h-L70 /B10-Ta25°C(LM-80/TM-21)
 - CCT/CRI: 2700K/3000K/3500K/4000K/5000K, CRI≥90
 - Input: 220V AC / 50Hz
 - Dimming: Non dimming/0-10V/DALI(must be matched with the project site system in advance)
- Net Weight: 0.6Kg without packing

4" Round Narrow Recessed Downlight

PROJECT:



TYPE:

Order model

Model	Size	Trim	LED	Driver	Beam	CCT	Reflector	Finish
ADDT Downlight T series	4 4"	1 Round Trim	LM13 COB 13W	E On-Off D 0-10V Dimming	N 12°	27 2700K	B Black S Specular	WT White BK Black
			LM18 COB 18W		1 18°	30 3000K		
					2 24°	35 3500K		
					3 36°	40 4000K		
					5 55°	50 5000K		
			LM18 COB 18W	N No Driver A DALI				

Example: ADLT41-LM18E230SWT

Accessory

ALENS-DLT41-BEL Striped glass lenses 	ALENS-DLT41-HCL Borderless honeycomb grille 
--	---

Attention: At most one optical accessory can be added, and it is not included in the factory. It needs to be ordered separately.

4" Round Narrow Recessed Downlight

PROJECT:

TYPE:

LIGHT DISTRIBUTION@3000K LUMINAIRE DATA

	<p>MODEL : ADLT41-LM18EN30SWT</p> <p>ANGLE : 12°</p> <p>POWER : 18W</p> <p>LUMENS: 1679lm</p> <p>CBCP: 19595cd</p> <p>EFFICACY: 93lm/W</p>		<p>MODEL: ADLT41-LM18E130SWT</p> <p>ANGLE: 18°</p> <p>POWER: 18W</p> <p>LUMENS: 2389lm</p> <p>CBCP: 14373cd</p> <p>EFFICACY: 133lm/W</p>
	<p>MODEL : ADLT41-LM18E230SWT</p> <p>ANGLE : 24°</p> <p>POWER : 18W</p> <p>LUMENS: 2302lm</p> <p>CBCP: 9023cd</p> <p>EFFICACY: 128lm/W</p>		<p>MODEL: ADLT41-LM18E330SWT</p> <p>ANGLE : 36°</p> <p>POWER: 18W</p> <p>LUMENS: 2176lm</p> <p>CBCP: 5323cd</p> <p>EFFICACY: 121lm/W</p>
	<p>MODEL : ADLT41-LM18E530SWT</p> <p>ANGLE : 55°</p> <p>POWER : 18W</p> <p>LUMENS: 2025lm</p> <p>CBCP: 2781cd</p> <p>EFFICACY: 112lm/W</p>		