

## FQ Color Changing

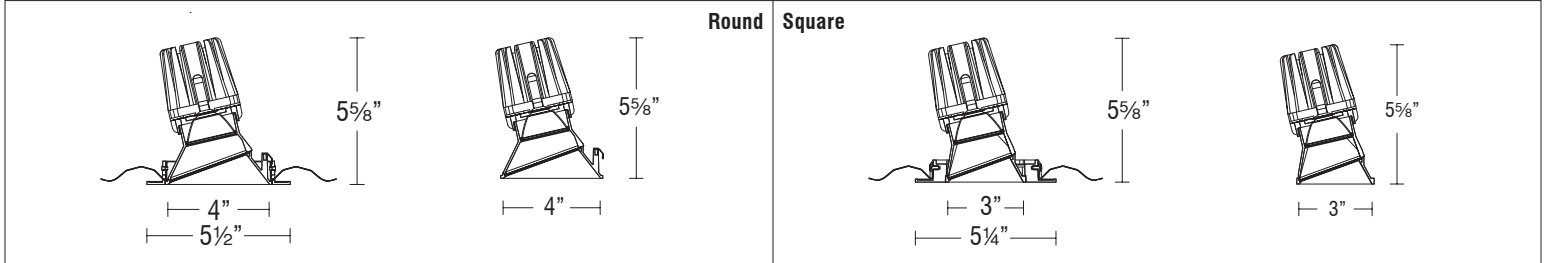
### 4" Wall Wash

R4FRWT | R4FRWL | R4FSWT | R4FSWL

Fixture Type: \_\_\_\_\_  
 Project: \_\_\_\_\_  
 Catalog#: \_\_\_\_\_  
 Location: \_\_\_\_\_



#### LINE DRAWING



#### PRODUCT DESCRIPTION

Full Visible Spectrum color-tuning LEDs feature improved efficacy and lumens, as well as refined optical technology that offers human-centric recessed downlighting, catering to the needs of the modern technologist and integrator. Choose any color you can imagine, including the crispest white light or the softest pastel, with the ability to control gradients of saturated colors and a Tunable White CCT range from 1800-6500K.

#### SPECIFICATIONS

<b>Construction:</b>	Durable die-cast self flanged aluminum construction
<b>Mounting:</b>	Heavy gauge retention clips support trim firmly Ceiling cut out (Round): Trim $\varnothing 4\frac{3}{4}"$ Trimless $\varnothing 4\frac{3}{4}"$ Ceiling cut out (Square): Trim $4\frac{3}{4}" \times 4\frac{3}{4}"$ Trimless $4\frac{3}{4}" \times 4\frac{3}{4}"$ Accommodates 1/2" - 1" ceiling thickness
<b>Light Source:</b>	High output 3-step Mac Adam Ellipse COB Rated life of 50,000 hours at L70
<b>Input:</b>	Universal 120-277V AC, 50/60 Hz
<b>Dimming:</b>	DMX512-A RDM
<b>Maximum Delivered Output:</b>	Up to 1,355 lm (Round Asymmetric, 5000K)
<b>Operating Temperature:</b>	-4°F to 104°F (-20°C to 40°C)
<b>Standards:</b>	ETL & cETL Wet location listed
<b>Warranty:</b>	5 year WAC Lighting guaranteed warranty

#### BEAM ANGLES



#### FINISHES



Model	Beam	Lumens	CBCP	Color Temp	CRI
		Ref Output*			
R4FRWT Round Trim	A Asym	Round	1210	N/A	<b>CCX</b> Color Changing 90+
R4FRWL Round Trimless		Square	1080	N/A	
R4FSWT Square Trim					
R4FSWL Square Trimless					

Lumens and CBCP are reference values for a trim fixture set to 3000K Color Temperature. Refer to Multiplier Table in Performance Data to determine other outputs.



# FQ Color Changing

## 4" Wall Wash

R4FRWT | R4FRWL | R4FSWT | R4FSWL

Fixture Type: \_\_\_\_\_

Project: \_\_\_\_\_

Catalog#: \_\_\_\_\_

Location: \_\_\_\_\_

### ORDERING INFORMATION

CONFIGURATION TABLE		
Model	Color Temperature & CRI	Reflector Finish
<b>R4FRWT</b>	<b>CCX</b> - Color Changing	<b>BK</b> - BLACK
<b>R4FRWL</b>		<b>DB</b> - DARK BRONZE
<b>R4FSWT</b>		<b>HZ</b> - HAZE
<b>R4FSWL</b>		<b>HZWT</b> - HAZE/WHITE
		<b>WT</b> - WHITE

### R4FRWT-CCX-\_\_

Example: R4FRWT-CCX-WT

ACCESSORIES	
LENS-16-HCM	<i>Honeycomb Louver</i>
LENS-16P-CRL-BK	<i>Cross Louver</i>
LENS-16AMB	<i>Amber Lens</i>
LENS-16RED	<i>Red Lens</i>
LENS-16BLU	<i>Blue Lens</i>
LENS-16GRN	<i>Green Lens</i>
LENS-16SPR	<i>Spread Lens</i>
LENS-16BEL	<i>Beam Elongating Lens</i>

### ORDERING NOTES

1. The "Haze/White" finish is only available on trimmed fixtures (R4FRWT, R4FSWT).
2. The "Haze" finish is only available on trimless fixtures (R4FRWL, R4FSWL)

# FQ Color Changing

## 4" Wall Wash

R4FRWT | R4FRWL | R4FSWT | R4FSWL

Fixture Type: \_\_\_\_\_

Project: \_\_\_\_\_

Catalog#: \_\_\_\_\_

Location: \_\_\_\_\_

### ORDERING INFORMATION

Housings	Model	Power	Rating
New Construction Airtight Trimmed Round & Square	<b>R4FBNT-CCX</b>	15W	IC
New Construction Airtight Trimless Round	<b>R4FRNL-CCX</b>	15W	IC
New Construction Airtight Trimless Square	<b>R4FSNL-CCX</b>	15W	IC
New Construction Frame-In Trimmed Round & Square	<b>R4FBFT-CCX</b>	15W	Non-IC
New Construction Frame-In Trimless Round	<b>R4FRFL-CCX</b>	15W	Non-IC
New Construction Frame-In Trimless Square	<b>R4FSFL-CCX</b>	15W	Non-IC
New Construction Frame-In Trimmed Round & Square	<b>R4FBFT-CCX</b>	15W	Non-IC
New Construction Frame-In Trimless Round	<b>R4FRFL-CCX</b>	15W	Non-IC
New Construction Frame-In Trimless Square	<b>R4FSFL-CC</b>	15W	Non-IC

**R4F\_\_-CCX**  
Example: R4FBNT-CCX

## FQ Color Changing

### 4" Wall Wash

R4FRWT | R4FRWL | R4FSWT | R4FSWL

Fixture Type: \_\_\_\_\_

Project: \_\_\_\_\_

Catalog#: \_\_\_\_\_

Location: \_\_\_\_\_

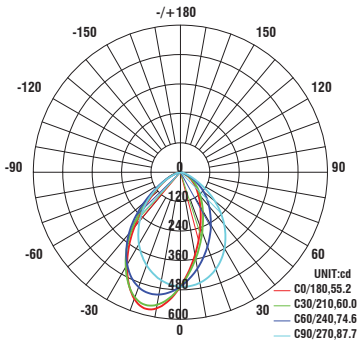
## PERFORMANCE DATA

### Polar Candela Distribution Charts

Samples shown from a trimmed fixture set to 3000K.

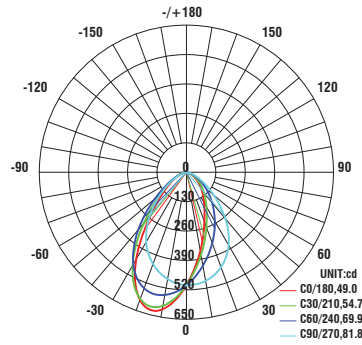
#### ROUND

Asymmetric Beam



#### SQUARE

Asymmetric Beam



# FQ Color Changing

## 4" Wall Wash

R4FRWT | R4FRWL | R4FSWT | R4FSWL

Fixture Type: \_\_\_\_\_

Project: \_\_\_\_\_

Catalog#: \_\_\_\_\_

Location: \_\_\_\_\_

### PERFORMANCE DATA

#### Unified Glare Rating (UGR) Table

UGR values shown are calculated using trimmed fixtures set to 3000K.

Round Fixture	Angle	UGR Range
Asymmetric	-	≤26

Square Fixture	Angle	UGR Range
Asymmetric	-	≤26

#### Lumens and CBCP Multiplier Table

Use the below table to determine lumens and CBCP values for the combinations of power, color temperature, and CRI values.

LUMENS AND CBCP MULTIPLIER								
Housing Wattage	Color Temperature							
	1800K	2200K	2700K	3000K	3500K	4000K	5000K	6500K
15W	0.70	0.86	0.97	1.00	1.04	1.08	1.12	1.10