

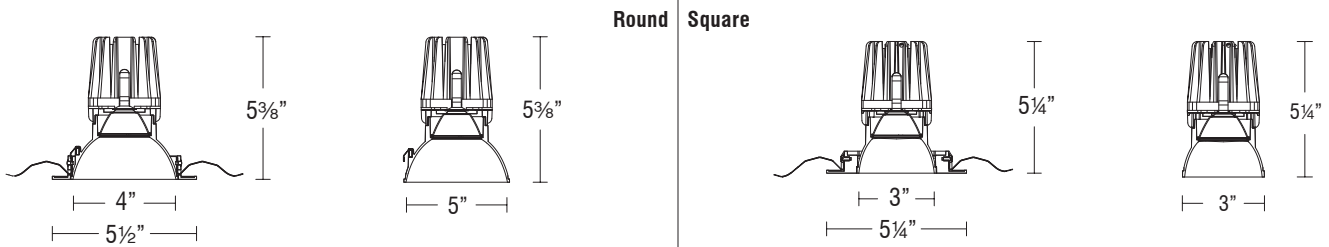
FQ Tunable White 4" Downlight

R4FRDT | R4FRDL | R4FSDT | R4FSDL

Fixture Type: _____
 Project: _____
 Catalog#: _____
 Location: _____



LINE DRAWING



PRODUCT DESCRIPTION

FQ (Function + Quality) Experience simplicity and versatility with FQ 4" recessed luminaires. The fixtures merge modern design with world-class performance to achieve the ultimate in function and flexibility. Enjoy the benefits of two fixtures in one with Tunable White 1800-4000K and Dim-to-Warm 3000K-1800K features built into each luminaire, allowing you to customize the best light to illuminate dining areas, great rooms, primary bedrooms, kitchens, and baths on the fly. Deep regressed light sources deliver a glare-free, quiet ceiling aesthetic for a clean architectural look while providing a robust output from a diminutive source.

SPECIFICATIONS

Construction:	Durable die-cast self flanged aluminum construction
Mounting:	Heavy gauge retention clips support trim firmly Ceiling cut out (Round): Trim \varnothing 4 3/4" \bigcirc Trimless \varnothing 4 3/4" \bigcirc Ceiling cut out (Square): Trim 4 3/4" x 4 3/4" \square Trimless 4 3/4" x 4 3/4" \square Accommodates 1/2" - 1" ceiling thickness
Light Source:	High output 3-step Mac Adam Ellipse COB Rated life of 50,000 hours at L70
Input:	Universal 120-277V AC, 50/60 Hz
Dimming:	2CH 0-10V, DMX512-A: 100-0.1%
Maximum Delivered Intensity:	Up to 4,814 cd (Round Narrow Flood 27°, 26W, 4000K, CRI 90)
Maximum Delivered Output:	Up to 1,887 lm (Round Wide Flood 55°, 26W, 4000K, CRI 90)
Operating Temperature:	-4°F to 104°F (-20°C to 40°C)
Standards:	ETL & cETL Wet location listed, Title 24 JA8 Compliant
Warranty:	5 year WAC Lighting guaranteed warranty

BEAM ANGLES



FINISHES



Model	Beam	Lumens Ref Output*	CBCP Ref Output*	Color Temp	CRI
R4FRDT Round Trim	N 27°	Round 1610	4260	TW 1800K-4000K	90
R4FRDL Round Trimless		Square 1575	4090		
R4FSDT Square Trim	F 42°	Round 1660	2865		
R4FSDL Square Trimless		Square 1650	2640		
R4FRDT Round Trim	W 55°	Round 1670	2100		
		Square 1640	2012		

Lumens and CBCP are reference values for a trim fixture with 3 housing set to 3000K Color Temperature. Refer to Multiplier Table in Performance Data to determine other outputs.

wacarchitectural.com | WAC Architectural, a WAC Group brand.

WAC Group Headquarters
 44 Harbor Park Drive
 Port Washington, NY 11050

WAC Lighting
 Phone (800) 526.2588
 Fax (800) 526.2585



APR 2026 | P. 1 of 4

WAC GROUP

FQ Tunable White 4" Downlight

R4FRDT | R4FRDL | R4FSDT | R4FSDL

Fixture Type: _____
 Project: _____
 Catalog#: _____
 Location: _____

ORDERING INFORMATION

CONFIGURATION TABLE		
Model	Color Temperature & CRI	Reflector Finish
R4FRDT	TW - 1800K-4000K	BK - BLACK
R4FRDL		DB - DARK BRONZE
R4FSDT		HZ - HAZE
R4FSDL		HZWT - HAZE/WHITE WT - WHITE

R4FRDT-TW-__

Example: R4FRDT-TW-WT

ORDERING NOTES

1. The "Haze/White" finish is only available on trimmed fixtures (R4FRDT, R4FSDT).
2. The "Haze" finish is only available on trimless fixtures (R4FRDL, R4FSDL).
3. Flood beam (F - 42°) reflector comes pre-installed. All three reflector options (N-27°, F-42°, and W-55°) are included.

Housings	Model	Control Options	Power
New Construction IC Airtight - Round & Square Trim	R4FBNT-TW	X DMX512-A Z 0-10V	1 14W IC 2 19W IC 3 26W IC
New Construction IC Airtight - Round Trimless	R4FRNL-TW	X DMX512-A Z 0-10V	1 14W IC 2 19W IC 3 26W IC
New Construction IC Airtight - Square Trimless	R4FSNL-TW	X DMX512-A Z 0-10V	1 14W IC 2 19W IC 3 26W IC
Remodel Non-IC Round Trimless	R4FRRL-TW	X DMX512-A Z 0-10V	1 13W Non-IC 2 19W Non-IC 3 25W Non-IC
Remodel Non-IC Square Trimless	R4FSRL-TW	X DMX512-A Z 0-10V	1 13W Non-IC 2 19W Non-IC 3 25W Non-IC
Remodel IC Round & Square Trim	R4FBR2T-TW	X DMX512-A Z 0-10V	1 14W IC
Remodel Non-IC Round & Square Trim	R4FBRT-TW	X DMX512-A Z 0-10V	1 14W Non-IC 2 19W Non-IC 3 26W Non-IC

ACCESSORIES	
LENS-16-HCM	<i>Honeycomb Louver</i>
LENS-16P-CRL-BK	<i>Cross Louver</i>
LENS-16AMB	<i>Amber Lens</i>
LENS-16RED	<i>Red Lens</i>
LENS-16BLU	<i>Blue Lens</i>
LENS-16GRN	<i>Green Lens</i>
LENS-16SPR	<i>Spread Lens</i>
LENS-16BEL	<i>Beam Elongating Lens</i>

R4F__-TW__

Example: R4FBNT-TWX-2

FQ Tunable White 4" Downlight

R4FRDT | R4FRDL | R4FSDT | R4FSDL

Fixture Type: _____

Project: _____

Catalog#: _____

Location: _____

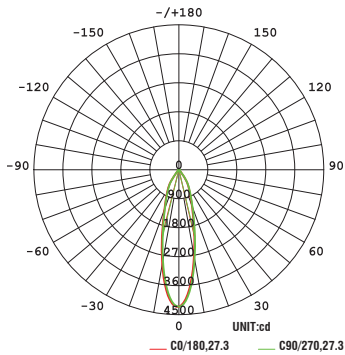
PERFORMANCE DATA

Polar Candela Distribution Charts

Samples shown from a trim fixture with 3 housing set to 3000K.

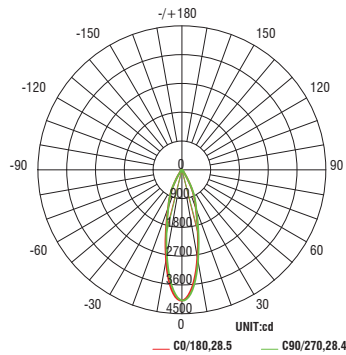
ROUND

Narrow Flood Beam: 27° Beam

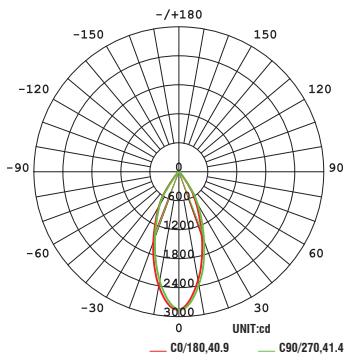


SQUARE

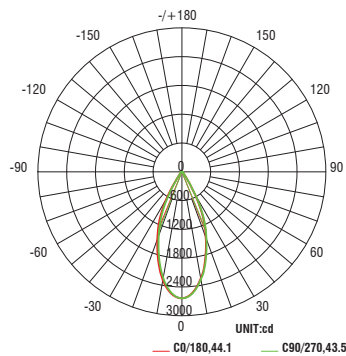
Narrow Flood Beam: 27° Beam



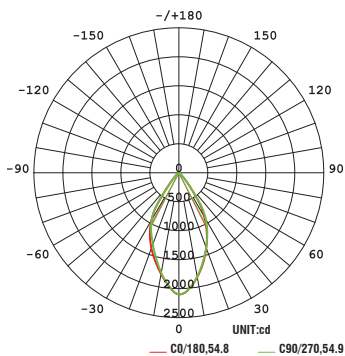
Flood Beam: 42° Beam



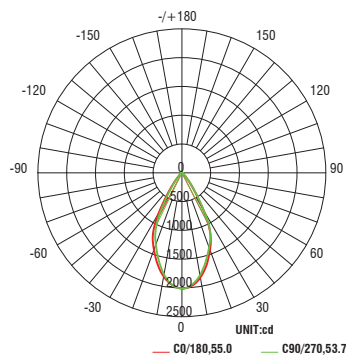
Flood Beam: 42° Beam



Wide Flood Beam: 55° Beam



Wide Flood Beam: 55° Beam



FQ Tunable White

4" Downlight

R4FRDT | R4FRDL | R4FSDT | R4FSDL

Fixture Type: _____
 Project: _____
 Catalog#: _____
 Location: _____

PERFORMANCE DATA

Unified Glare Rating (UGR) Table

General performance of fixtures at 3000K and 90 CRI.

Round Fixture	Angle	UGR Range
Narrow Flood	27°	≤19
Flood	42°	≤19
Wide Flood	55°	≤21

Square Fixture	Angle	UGR Range
Narrow Flood	27°	≤19
Flood	42°	≤20
Wide Flood	55°	≤21

Lumens and CBCP Multiplier Table

Use the below table to determine lumens and CBCP values for the combinations of power, color temperature, and CRI values.

Lumens & CBCP Multiplier		Color Temperature					
TWA (1800K - 4000K)	Housing Power Level	1800K	2200K	2700K	3000K	3500K	4000K
	1 (14W)	0.42	0.48	0.53	0.56	0.59	0.63
	2 (19W)	0.59	0.67	0.74	0.78	0.83	0.88
	3 (26W)	0.76	0.86	0.95	1.00	1.07	1.13