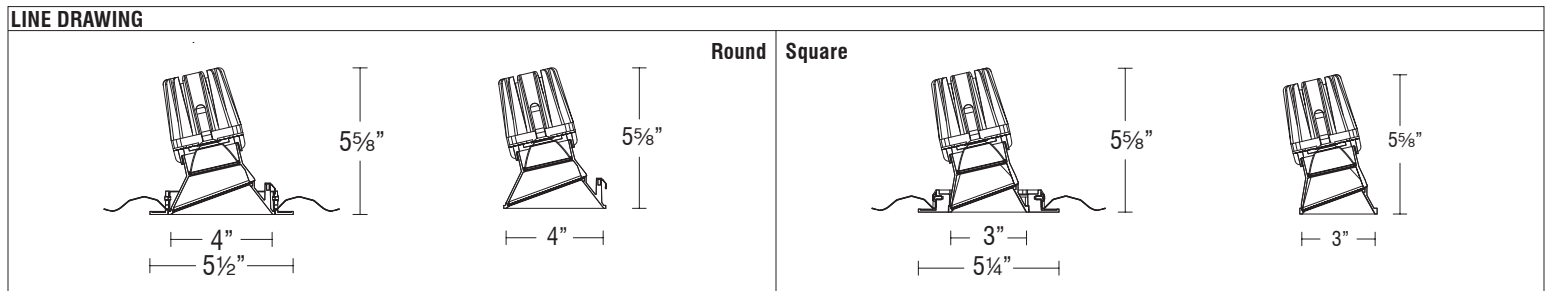


## FQ Tunable White

### 4" Wall Wash

R4FRWT | R4FRWL | R4FSWT | R4FSWL

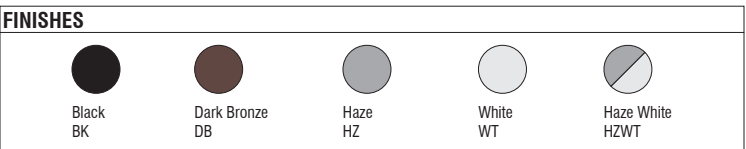
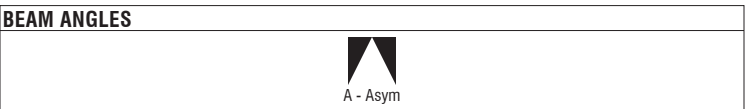
Fixture Type: \_\_\_\_\_  
 Project: \_\_\_\_\_  
 Catalog#: \_\_\_\_\_  
 Location: \_\_\_\_\_



**PRODUCT DESCRIPTION**  
 FQ (Function + Quality) Experience simplicity and versatility with FQ 4" recessed luminaires. The fixtures merge modern design with world-class performance to achieve the ultimate in function and flexibility. Enjoy the benefits of two fixtures in one with Tunable White 1800-4000K and Dim-to-Warm 3000K-1800K features built into each luminaire, allowing you to customize the best light to illuminate dining areas, great rooms, primary bedrooms, kitchens, and baths on the fly. Deep regressed light sources deliver a glare-free, quiet ceiling aesthetic for a clean architectural look while providing a robust output from a diminutive source.

**SPECIFICATIONS**

<b>Construction:</b>	Durable die-cast self flanged aluminum construction
<b>Mounting:</b>	Heavy gauge retention clips support trim firmly Ceiling cut out (Round): Trim $\varnothing$ 4 3/4" $\bigcirc$ Trimless $\varnothing$ 4 3/4" $\bigcirc$ Ceiling cut out (Square): Trim 4 3/4" x 4 3/4" $\square$ Trimless 4 3/4" x 4 3/4" $\square$ Accommodates 1/2" - 1" ceiling thickness
<b>Light Source:</b>	High output 3-step Mac Adam Ellipse COB Rated life of 50,000 hours at L70
<b>Input:</b>	Universal 120-277V AC, 50/60 Hz
<b>Dimming:</b>	2CH 0-10V, DMX512-A: 100-0.1%
<b>Maximum Delivered Output:</b>	Up to 1,367 lm (Round Asymmetric, 26W, 4000K, CRI 90)
<b>Operating Temperature:</b>	-4°F to 104°F (-20°C to 40°C)
<b>Standards:</b>	ETL & cETL Wet location listed, Title 24 JA8 Compliant
<b>Warranty:</b>	5 year WAC Lighting guaranteed warranty



Model	Beam	Lumens	CBCP	Color Temp	CRI
		Ref Output*			
R4FRWT Round Trim	A Asym	Round	1210	N/A	TW 1800K-4000K 90
R4FRWL Round Trimless		Square	1080	N/A	
R4FSWT Square Trim					
R4FSWL Square Trimless					

Lumens and CBCP are reference values for a trim fixture with 3 housing set to 3000K Color Temperature. Refer to Multiplier Table in Performance Data to determine other outputs.

## FQ Tunable White

### 4" Wall Wash

R4FRWT | R4FRWL | R4FSWT | R4FSWL

Fixture Type: \_\_\_\_\_

Project: \_\_\_\_\_

Catalog#: \_\_\_\_\_

Location: \_\_\_\_\_

### ORDERING INFORMATION

CONFIGURATION TABLE		
Model	Color Temperature & CRI	Reflector Finish
<b>R4FRWT</b>	<b>TW - 1800K-4000K</b>	<b>BK - BLACK</b>
<b>R4FRWL</b>		<b>DB - DARK BRONZE</b>
<b>R4FSWT</b>		<b>HZ - HAZE</b>
<b>R4FSWL</b>		<b>HZWT - HAZE/WHITE</b> <b>WT - WHITE</b>

### R4FRWT-TW-\_\_

Example: R4FRWT-TW-WT

ORDERING NOTES
1. The "Haze/White" finish is only available on trimmed fixtures (R4FRWT, R4FSWT).
2. The "Haze" finish is only available on trimless fixtures (R4FRWL, R4FSWL).

Housings	Model	Control Options	Power
New Construction IC Airtight - Round & Square Trim	<b>R4FBNT-TW</b>	<b>X</b> DMX512-A <b>Z</b> 0-10V	<b>1</b> 14W IC <b>2</b> 19W IC <b>3</b> 26W IC
New Construction IC Airtight - Round Trimless	<b>R4FRNL-TW</b>	<b>X</b> DMX512-A <b>Z</b> 0-10V	<b>1</b> 14W IC <b>2</b> 19W IC <b>3</b> 26W IC
New Construction IC Airtight - Square Trimless	<b>R4FSNL-TW</b>	<b>X</b> DMX512-A <b>Z</b> 0-10V	<b>1</b> 14W IC <b>2</b> 19W IC <b>3</b> 26W IC
Remodel Non-IC Round Trimless	<b>R4FRRL-TW</b>	<b>X</b> DMX512-A <b>Z</b> 0-10V	<b>1</b> 13W Non-IC <b>2</b> 19W Non-IC <b>3</b> 25W Non-IC
Remodel Non-IC Square Trimless	<b>R4FSRL-TW</b>	<b>X</b> DMX512-A <b>Z</b> 0-10V	<b>1</b> 13W Non-IC <b>2</b> 19W Non-IC <b>3</b> 25W Non-IC
Remodel IC Round & Square Trim	<b>R4FBR2T-TW</b>	<b>X</b> DMX512-A <b>Z</b> 0-10V	<b>1</b> 14W IC
Remodel Non-IC Round & Square Trim	<b>R4FBRT-TW</b>	<b>X</b> DMX512-A <b>Z</b> 0-10V	<b>1</b> 14W Non-IC <b>2</b> 19W Non-IC <b>3</b> 26W Non-IC

ACCESSORIES	
LENS-16-HCM	<i>Honeycomb Louver</i>
LENS-16P-CRL-BK	<i>Cross Louver</i>
LENS-16AMB	<i>Amber Lens</i>
LENS-16RED	<i>Red Lens</i>
LENS-16BLU	<i>Blue Lens</i>
LENS-16GRN	<i>Green Lens</i>
LENS-16SPR	<i>Spread Lens</i>
LENS-16BEL	<i>Beam Elongating Lens</i>

### R4F\_\_-TW\_\_

Example: R4FBNT-TWX-2

# FQ Tunable White

## 4" Wall Wash

R4FRWT | R4FRWL | R4FSWT | R4FSWL

Fixture Type: \_\_\_\_\_

Project: \_\_\_\_\_

Catalog#: \_\_\_\_\_

Location: \_\_\_\_\_

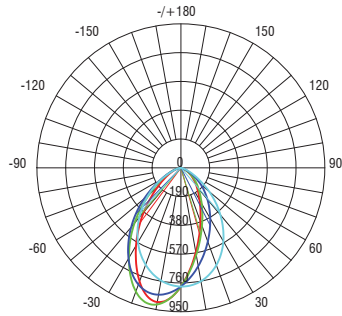
### PERFORMANCE DATA

#### Polar Candela Distribution Charts

Samples shown from a trim fixture with 3 housing set to 3000K.

#### ROUND

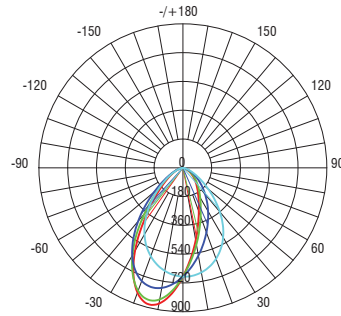
##### Asymmetric Beam



UNIT:cd  
 — C0/180,52.6 — C30/210,57.4  
 — C60/240,71.3 — C90/270,83.3

#### SQUARE

##### Asymmetric Beam



UNIT:cd  
 — C0/180,46.4 — C30/210,51.3  
 — C60/240,66.0 — C90/270,81.0

# FQ Tunable White

## 4" Wall Wash

R4FRWT | R4FRWL | R4FSWT | R4FSWL

Fixture Type: \_\_\_\_\_  
 Project: \_\_\_\_\_  
 Catalog#: \_\_\_\_\_  
 Location: \_\_\_\_\_

### PERFORMANCE DATA

#### Unified Glare Rating (UGR) Table

General performance of fixtures at 3000K and 90 CRI.

Round Fixture	Angle	UGR Range
Asymmetric	-	≤28

Square Fixture	Angle	UGR Range
Asymmetric	-	≤26

#### Lumens and CBCP Multiplier Table

Use the below table to determine lumens and CBCP values for the combinations of power, color temperature, and CRI values.

Lumens & CBCP Multiplier		Color Temperature					
TWA (1800K - 4000K)	Housing Power Level	1800K	2200K	2700K	3000K	3500K	4000K
	1 (14W)	0.42	0.48	0.53	0.56	0.59	0.63
	2 (19W)	0.59	0.67	0.74	0.78	0.83	0.88
	3 (26W)	0.76	0.86	0.95	1.00	1.07	1.13