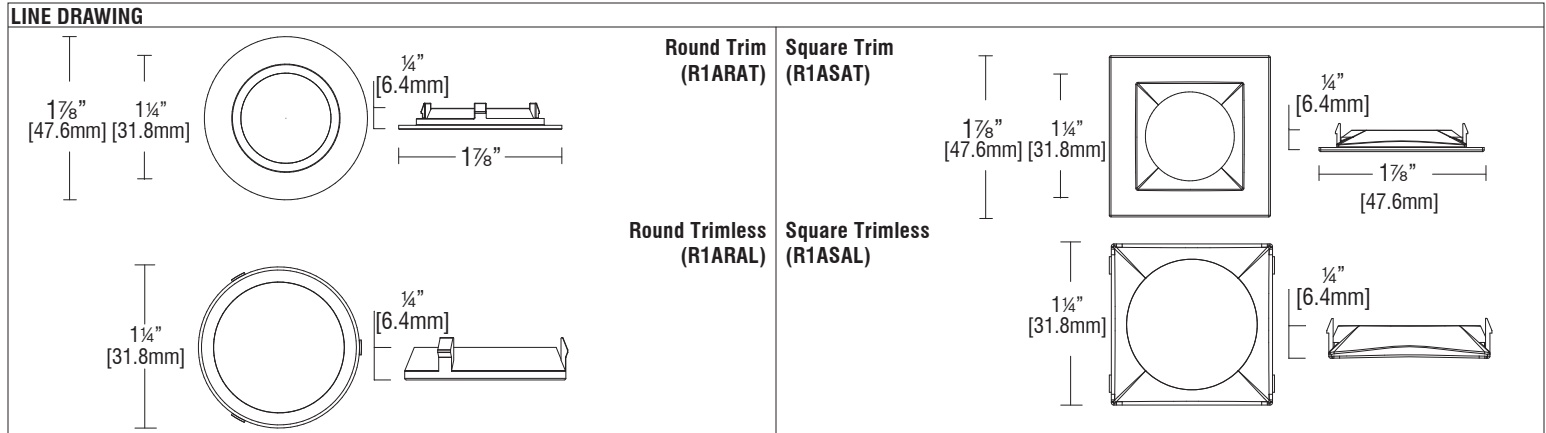


## AETHER

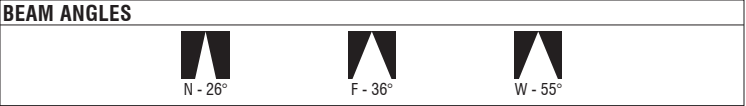
### Atomic - Adjustable

R1ARAT | R1ARAL | R1ASAT | R1ASAL

Fixture Type: \_\_\_\_\_  
 Project: \_\_\_\_\_  
 Catalog#: \_\_\_\_\_  
 Location: \_\_\_\_\_



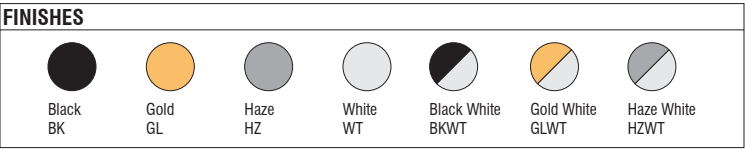
**PRODUCT DESCRIPTION**  
 Minuscule and mighty, peerless and powerful, the new potent Aether Atomic launches into the light. An engineering recessed marvel for next generation futurists. Sublime and serviceable, it's an icon for the ages. Atomic breaks the mold with robust illumination from a diminutive aperture, for a clean, quiet ceiling.



**SPECIFICATIONS**

**Construction:** Injection molded polycarbonate low glare trim

**Mounting:** Heavy gauge retention clips support trim firmly  
 Ceiling cut out (Round): Trim  $\varnothing$  1 5/8"  $\bigcirc$   
 Trimless  $\varnothing$  1 5/8"  $\bigcirc$   
 Ceiling cut out (Square): Trim 1 5/8" x 1 5/8"  $\square$   
 Trimless 1 5/8" x 1 5/8"  $\square$   
 Accommodates 1/2" - 2" ceiling thickness



**Light Source:** High output 3-step Mac Adam Ellipse COB  
 Rated life of 50,000 hours at L70

**Input:** Universal 120-277V AC, 50/60 Hz

**Dimming:** ELV, TRIAC, and 0-10V: 100 - 1%

**Maximum Delivered Intensity:** Up to 3,506 cd (Round Narrow Flood 32°, 4000K)

**Maximum Delivered Output:** Up to 1,106 lm (Square Flood 36°, 4000K)

**Operating Temperature:** -4°F to 104°F (-20°C to 40°C)

**Standards:** ETL & cETL Damp location listed, IC rated Airtight, Title 24 JA8 Compliant

**Warranty:** 5 year WAC Lighting guaranteed warranty

Model	Beam	Lumens Ref Output*	CBCP	Color Temp	CRI
R1ARAT Round Trim	N 26°	Round	955	3075	927 - 2700K 930 - 3000K 935 - 3500K 940 - 4000K
		Square	920	2955	
R1ARAL Round Trimless	F 36°	Round	940	2490	
		Square	970	2550	
R1ASAT Square Trim	W 55°	Round	800	815	
		Square	795	805	

Lumens and CBCP are reference values for fixtures set to 3000K Color Temperature. Refer to Multiplier Table in Performance Data to determine other outputs.



# AETHER

## Atomic - Adjustable

R1ARAT | R1ARAL | R1ASAT | R1ASAL

Fixture Type: \_\_\_\_\_  
 Project: \_\_\_\_\_  
 Catalog#: \_\_\_\_\_  
 Location: \_\_\_\_\_

### ORDERING INFORMATION

CONFIGURATION TABLE		
Model & Power	Finishes	
Trim R1ARAT R1ASAT	BKWT - BLACK	
	GLWT - GOLD	
	HZWT - HAZE	
	WT - WHITE	
Trimless R1ARAL R1ASAL	BK - BLACK	
	GL - GOLD	
	HZ - HAZE	
	WT - WHITE	

**R1A** \_\_\_\_ - \_\_\_\_  
 Example: R1ARAT-BKWT  
 R1ARAL-BK

HOUSINGS (Required)			
Model	Power	Color Temperature & CRI	
IC-Rated, Airtight Round Trim  R1ARNT	11W	927 - 2700K - 90	
		930 - 3000K - 90	
		935 - 3500K - 90	
		940 - 4000K - 90	
IC-Rated, Airtight Square Trim  R1ASNT	11W	927 - 2700K - 90	
		930 - 3000K - 90	
		935 - 3500K - 90	
		940 - 4000K - 90	
IC-Rated, Airtight Round Trimless  R1ARRL	11W	927 - 2700K - 90	
		930 - 3000K - 90	
		935 - 3500K - 90	
		940 - 4000K - 90	
IC-Rated, Airtight Square Trimless  R1ASRL	11W	927 - 2700K - 90	
		930 - 3000K - 90	
		935 - 3500K - 90	
		940 - 4000K - 90	

POWER SUPPLIES (Required)		
Model	Input	Output
PS-0600A-UR1	120V-277V	1 Channel UL Class 2
PS-0600A-UR6	120V-277V	6 Channels UL Class 2

**PS-0600A-UR**\_  
 Example: PS-0600A-UR1

Accessories	
Model	Description
R1A-TOOL	Service tool for removing trim and light engine. Required for Adjustable fixtures and housings.

**R1A** \_\_\_\_ - \_\_\_\_  
 Example: R1ARRL-927

#### ORDERING NOTES

- All three reflector options (N-26°, F-36°, and W-55°) are included.

wacarchitectural.com | WAC Architectural, a WAC Group brand.

WAC Group Headquarters  
 44 Harbor Park Drive  
 Port Washington, NY 11050

WAC Lighting  
 Phone (800) 526.2588  
 Fax (800) 526.2585

APR 2026 | P. 2 of 4

WAC GROUP

# AETHER

## Atomic - Adjustable

R1ARAT | R1ARAL | R1ASAT | R1ASAL

Fixture Type: \_\_\_\_\_  
 Project: \_\_\_\_\_  
 Catalog#: \_\_\_\_\_  
 Location: \_\_\_\_\_

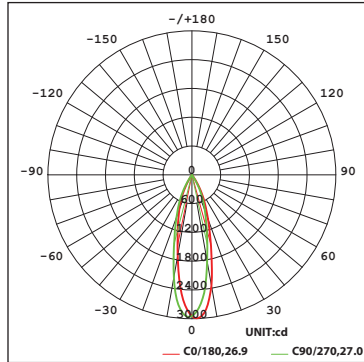
### PERFORMANCE DATA

#### Polar Candela Distribution Charts

Samples shown with a 11W fixture with a Black finished reflector set to 3000K.

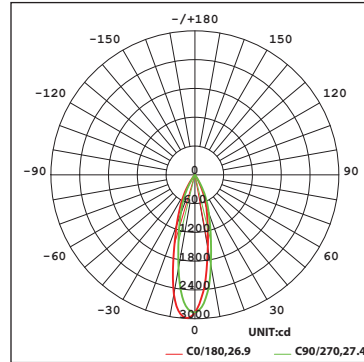
#### ROUND

Narrow Flood Beam: 26° Beam

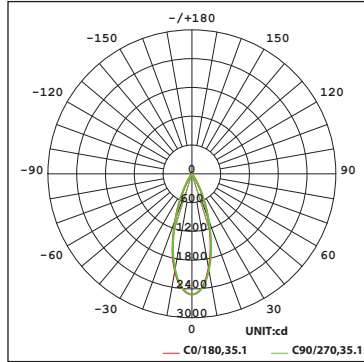


#### SQUARE

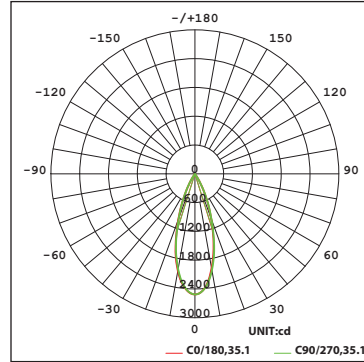
Narrow Flood Beam: 26° Beam



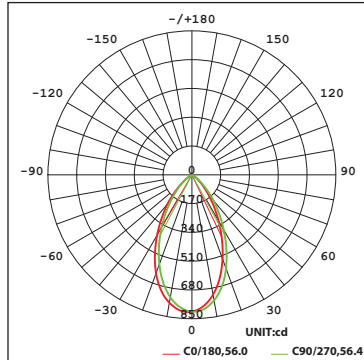
Flood Beam: 36° Beam



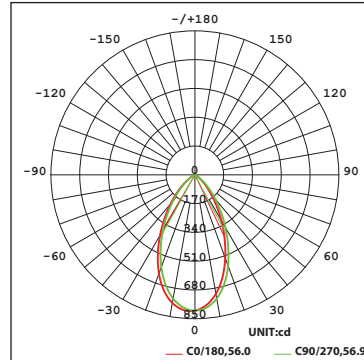
Flood Beam: 36° Beam



Wide Flood Beam: 55° Beam



Wide Flood Beam: 55° Beam



# AETHER

## Atomic - Adjustable

R1ARAT | R1ARAL | R1ASAT | R1ASAL

Fixture Type: \_\_\_\_\_

Project: \_\_\_\_\_

Catalog#: \_\_\_\_\_

Location: \_\_\_\_\_

### PERFORMANCE DATA

#### Unified Glare Rating (UGR) Table

UGR values shown are calculated for a Round Trim fixture with a Narrow Flood Beam (26°) optic at 3000K and 90 CRI. General performance of other beam angles shown below.

ceiling/cavity	0.7	0.7	0.5	0.5	0.3	0.7	0.7	0.5	0.5	0.3	
walls	0.5	0.3	0.5	0.3	0.3	0.5	0.3	0.5	0.3	0.3	
working plane	0.2	0.2	0.2	0.2	0.2	0.2	0.2	0.2	0.2	0.2	
Room dimensions	Viewed crosswise					Viewed endwise					
x = 2H y = 2H	7.5	8.2	7.7	8.4	8.5	10.8	11.5	11.0	11.6	11.8	
3H	7.3	8.0	7.6	8.2	8.4	10.6	11.3	10.9	11.5	11.7	
4H	7.2	7.9	7.5	8.1	8.3	10.5	11.2	10.8	11.4	11.6	
6H	7.2	7.8	7.4	8.0	8.2	10.4	11.0	10.7	11.3	11.5	
8H	7.1	7.7	7.4	7.9	8.2	10.4	11.0	10.7	11.2	11.5	
12H	7.1	7.6	7.4	7.9	8.2	10.4	10.9	10.7	11.2	11.4	
4H	2H	7.3	7.9	7.5	8.1	8.3	10.5	11.2	10.8	11.4	11.6
	3H	7.1	7.7	7.4	7.9	8.2	10.4	10.9	10.7	11.2	11.5
	4H	7.0	7.5	7.3	7.8	8.1	10.3	10.8	10.6	11.1	11.4
	6H	6.9	7.3	7.3	7.7	8.0	10.2	10.6	10.5	10.9	11.3
	8H	6.8	7.3	7.2	7.6	8.0	10.1	10.5	10.5	10.9	11.2
	12H	6.8	7.2	7.2	7.5	7.9	10.1	10.4	10.5	10.8	11.2
8H	4H	6.8	7.3	7.2	7.6	8.0	10.1	10.5	10.5	10.9	11.2
	6H	6.7	7.1	7.2	7.5	7.9	10.0	10.3	10.4	10.7	11.2
	8H	6.7	7.0	7.1	7.4	7.8	9.9	10.2	10.4	10.7	11.1
	12H	6.6	6.9	7.1	7.3	7.8	9.9	10.1	10.3	10.6	11.1
12H	4H	6.8	7.2	7.2	7.5	7.9	10.1	10.4	10.5	10.8	11.2
	6H	6.7	7.0	7.1	7.4	7.8	9.9	10.2	10.4	10.7	11.1
	8H	6.6	6.9	7.1	7.3	7.8	9.9	10.1	10.3	10.6	11.1

Round Fixture	Angle	UGR Range
Narrow Flood	26°	≤12
Flood	36°	≤9
Wide Flood	55°	≤23t

Square Fixture	Angle	UGR Range
Narrow Flood	26°	≤15
Flood	36°	≤9
Wide Flood	55°	≤24

#### Lumens and CBCP Multiplier Table

Use the below table to determine lumens and CBCP values for the combinations of power, color temperature, and CRI values.

Color Temperature			
2700K	3000K	3500K	4000K
0.93	1.00	1.07	1.14