

FQ Dim-To-Warm

2" Pinhole

R2FRPT | R2FRPL | R2FSPT | R2FSPL

Fixture Type: _____

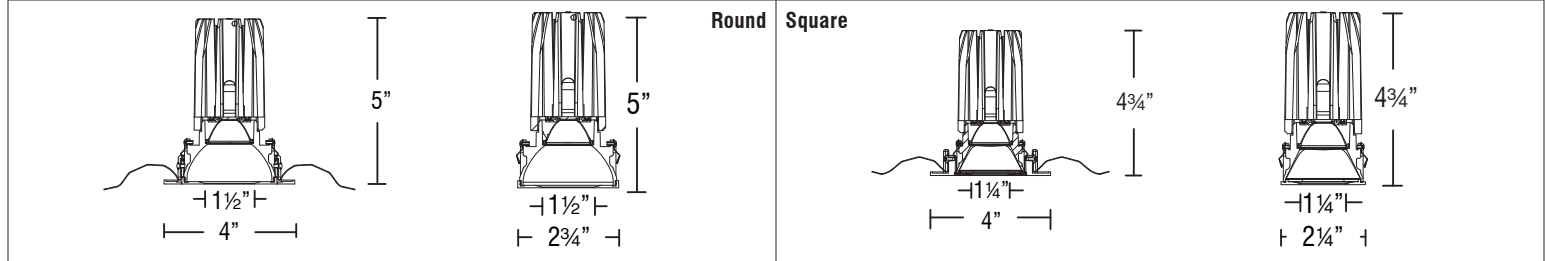
Project: _____

Catalog#: _____

Location: _____



LINE DRAWING



PRODUCT DESCRIPTION

The FQ Recessed series offers a complete line of high performance LED luminaires that provide outstanding functionality and quality. The FQ series features superlative glare control with 30° shielding, 35° vertical tilting, and uniform floor-to-ceiling wall washing. Multiple power level options and a full line of round and square, trimmed and trimless luminaires offer versatile solutions for various lighting applications. Easy to order, install, and service.

SPECIFICATIONS

Construction:	Durable die-cast aluminum construction
Mounting:	Heavy gauge retention clips support trim firmly Ceiling cut out (Round): Trim $\varnothing 3\frac{1}{2}"$ \bigcirc Trimless $\varnothing 3\frac{1}{2}"$ \bigcirc Ceiling cut out (Square): Trim $3\frac{1}{2}" \times 3\frac{1}{2}"$ \square Trimless $3\frac{1}{2}" \times 3\frac{1}{2}"$ \square Accommodates $\frac{1}{2}" - 1"$ ceiling thickness
Light Source:	High output 3-step Mac Adam Ellipse COB Rated life of 50,000 hours at L70
Input:	Universal 120-277V AC, 50/60 Hz
Dimming:	ELV, TRIAC, 0-10V: 100 - 1%
Maximum Delivered Intensity:	Up to 1,625 cd (Square Narrow Flood 23°)
Maximum Delivered Output:	Up to 415 lm (Square Narrow Flood 23°)
Operating Temperature:	-4°F to 104°F (-20°C to 40°C)
Standards:	ETL & cETL Damp location listed, Title 24 JA8 Compliant
Warranty:	5 year WAC Lighting guaranteed warranty

BEAM ANGLES



FINISHES



Model	Beam	Lumens	CBCP
			Ref Output*
R2FRPT Round Trim	N 23°	Round 415	1600
R2FRPL Round Trimless			
R2FSPT Square Trim			
R2FSPL Square Trimless			

*Lumens and CBCP are reference values for a trim fixture set to 3000K Color Temperature. Refer to Multiplier Table in Performance Data to determine other outputs.

FQ Dim-To-Warm

2" Pinhole

R2FRPT | R2FRPL | R2FSPT | R2FSPL

Fixture Type: _____

Project: _____

Catalog#: _____

Location: _____

ORDERING INFORMATION

CONFIGURATION TABLE		
Model	Color Temperature & CRI	Reflector Finish
R2FRPT	WD - 3000K-1800K - 90	BK - BLACK
R2FRPL		DB - DARK BRONZE
R2FSPT		HZ - HAZE
R2FSPL		HZWT - HAZE/WHITE
		WT - WHITE

R2F ___ -WD- ___

Example: R2FRPT-WD-WT

ORDERING NOTES

1. The "Haze/White" finish is only available on trimmed fixtures (R2FRPT, R2FSPT).
2. The "Haze" finish is only available on trimless fixtures (R2FRPL, R2FSPL)

FQ Dim-To-Warm 2" Pinhole

R2FRPT | R2FRPL | R2FSPT | R2FSPL

Fixture Type: _____
 Project: _____
 Catalog#: _____
 Location: _____

ORDERING INFORMATION

HOUSINGS				
	Model	Power		Emergency Backup
New Construction Airtight - Round & Square Trim	R2FBNT	1 15W IC		EM <i>Optional</i>
New Construction Frame-In - Round & Square Trim	R2FBFT	1 15W Non-IC		EM <i>Optional</i>
Remodel - Round & Square Trim	R2FBRT	1 15W Non-IC		N/A
New Construction IC Airtight - Round Trimless	R2FRNL	1 15W IC		N/A
New Construction IC Airtight - Square Trimless	R2FSNL	1 15W IC		N/A
Remodel - Round Trimless	R2FRRL	1 15W Non-IC		N/A
Remodel - Square Trimless	R2FSRL	1 15W Non-IC		N/A
Remodel - Round & Square Trim	R2FBR2T	1 15W IC		N/A

R2F__-__
 Example: R2FBNT-1

Millwork Housings	Size	Power
New Construction R2FRNM	A 0.8"	1 15W IC
	B 1.5"	
New Construction R2FSNM	A 0.8"	1 15W IC
	B 1.5"	

R2F__-__-1
 Example: R2FRNM-A-1

FQ Dim-To-Warm

2" Pinhole

R2FRPT | R2FRPL | R2FSPT | R2FSPL

Fixture Type: _____

Project: _____

Catalog#: _____

Location: _____

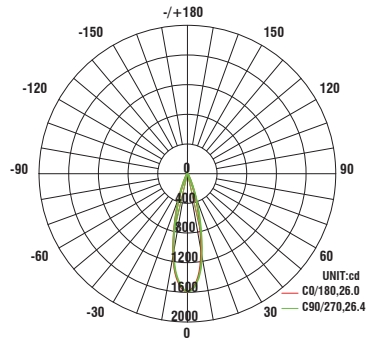
PERFORMANCE DATA

Polar Candela Distribution Charts

Samples shown with a fixture set to 3000K and 90 CRI.

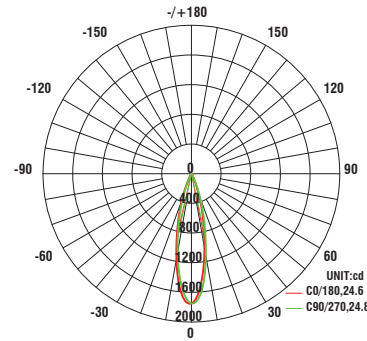
ROUND

Narrow Flood Beam: 25° Beam



SQUARE

Narrow Flood Beam: 25° Beam



FQ Dim-To-Warm

2" Pinhole

R2FRPT | R2FRPL | R2FSPT | R2FSPL

Fixture Type: _____

Project: _____

Catalog#: _____

Location: _____

PERFORMANCE DATA

Unified Glare Rating (UGR) Table

UGR values shown are calculated at 3000K and 90 CRI.

Round Fixture	Angle	UGR Range
Narrow Flood	25°	≤13

Square Fixture	Angle	UGR Range
Narrow Flood	25°	≤11